




J BURROWS Elite KB280 Wireless Keyboard Instruction Manual

[Home](#) » [J.burrows](#) » J BURROWS Elite KB280 Wireless Keyboard Instruction Manual 

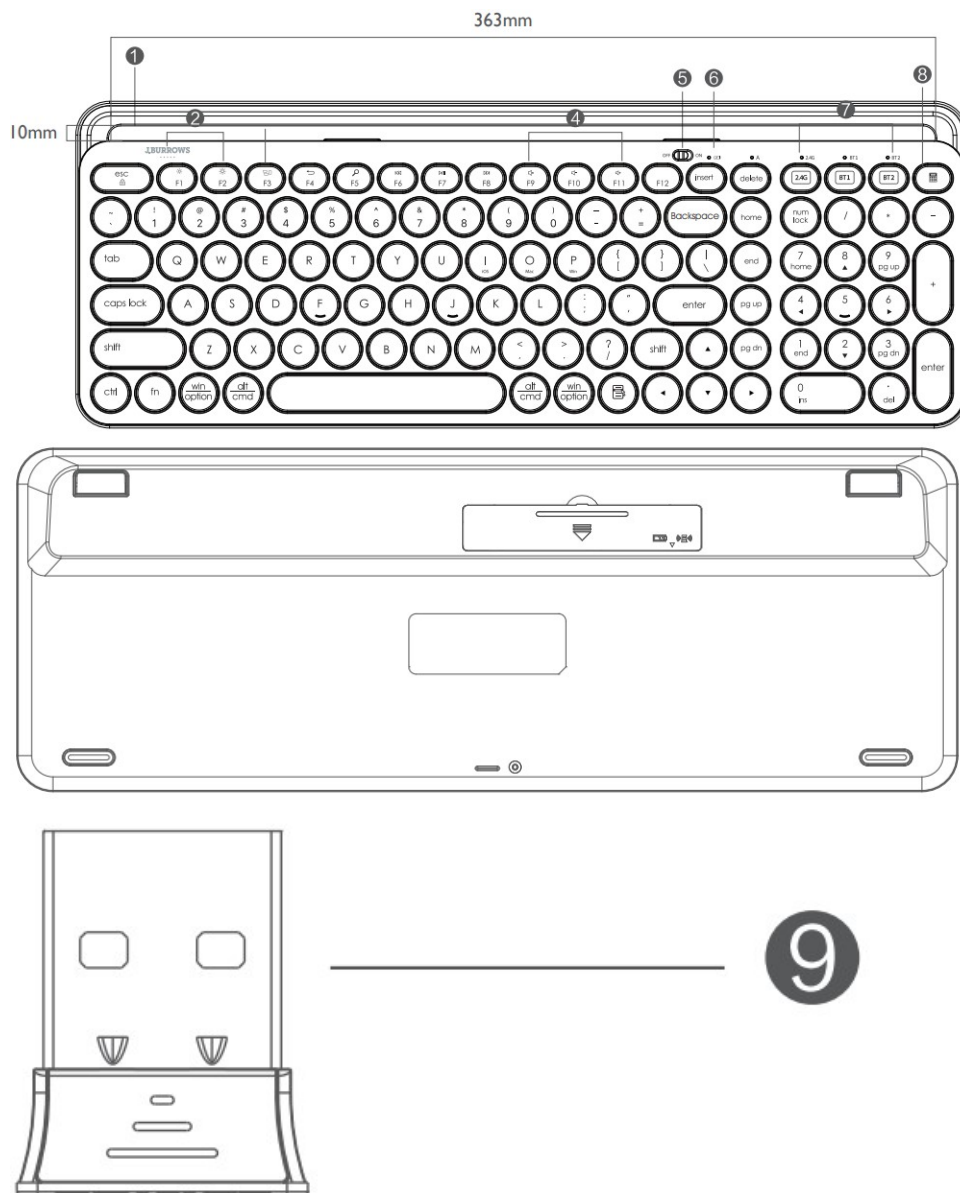
J BURROWS Elite KB280 Wireless Keyboard Instruction Manual



Contents

- [1 Specification](#)
- [2 4G wireless connection guide](#)
- [3 F1-F12/ multimedia function switch](#)
- [4 Trouble shooting](#)
- [5 Documents / Resources](#)
- [6 Related Posts](#)

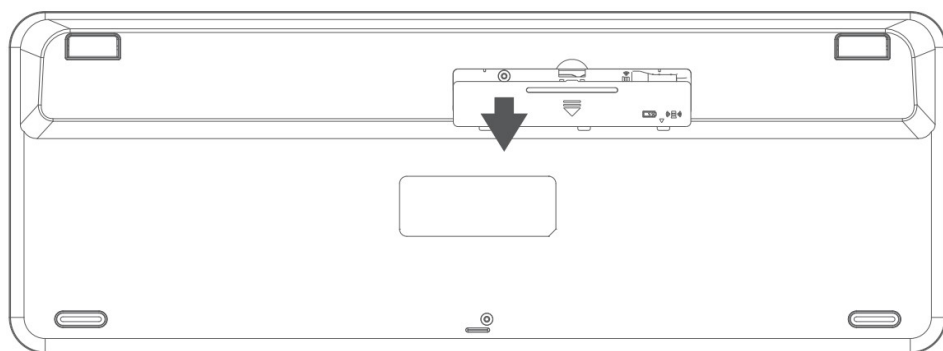
Specification



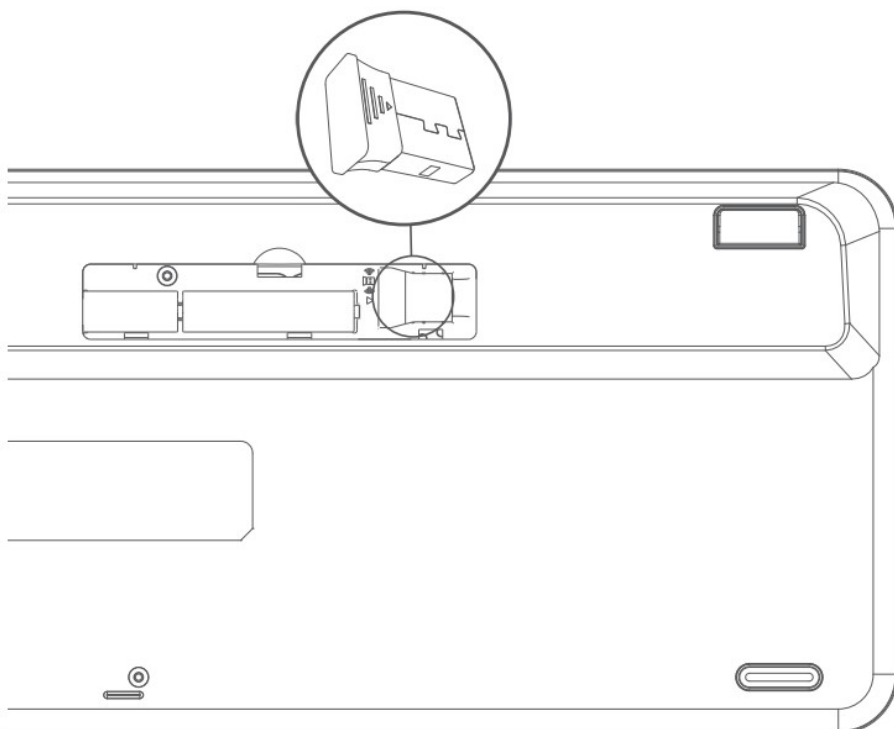
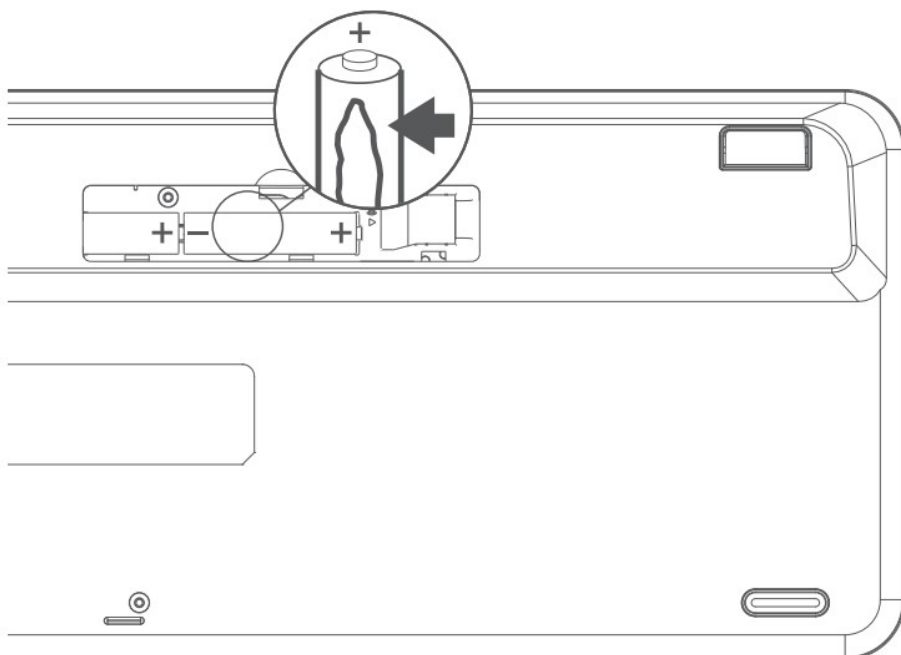
1. Built in tablet/Smartphone stand
2. Brightness controls
3. Multi screen display
4. Audio controls
5. On/off switch
6. battery indicator light
7. Wireless device selector
8. Calculator
9. USB-A receiver

Note: available size for tablet/smartphone stand Depth: below 10mm Width: below 363mm

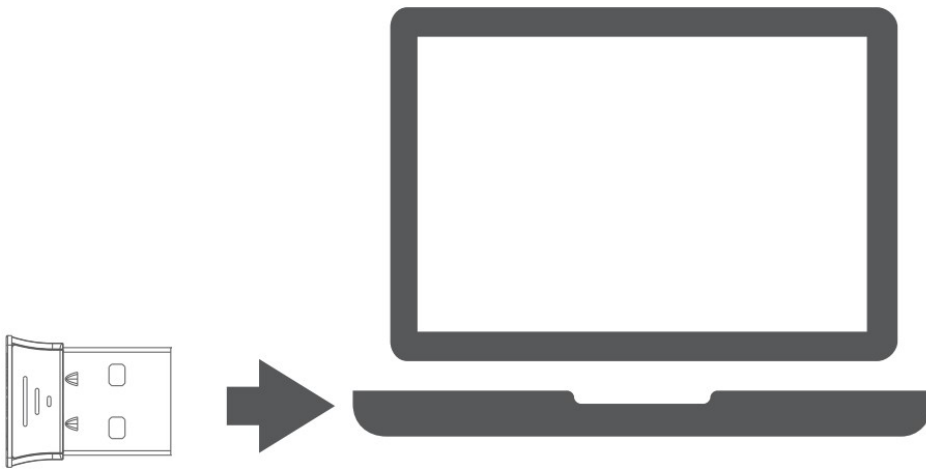
4G wireless connection guide



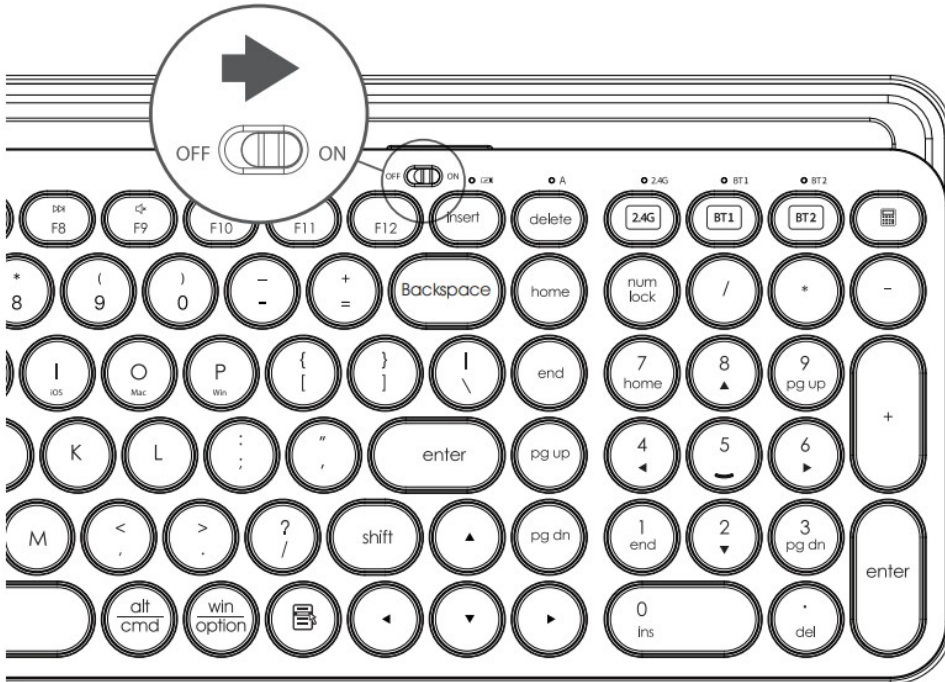
1. Open the battery compartment cover.



2. Place the 2*AAA batteries(included) into the battery compartment as per correct polarity, then take out the receiver and close the cover
3. Plug the receiver into the USB port of a PC.



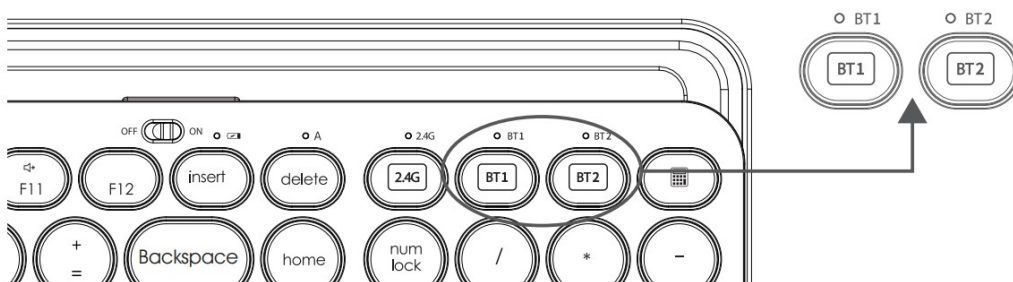
4. Turn on the power switch.



Note: the factory default setting of the connection mode of keyboard is 2.4G mode. If the connection is successful, the 2.4G mode indicator will automatically turn off.

Keyboard Bluetooth connection guide

Note: make sure that the keyboard power is ON before Bluetooth pairing.



1. Select the Bluetooth mode to be connected, long press the Bluetooth mode switch key, and the corresponding indicator on the top will flash quickly, and then enter the waiting for Bluetooth pairing.
2. Turn on the Bluetooth of your computer or other devices, search and select "KB280-BT3.0" or "KB280-BT5.0" and start Bluetooth pairing until the connection is completed.

Note:

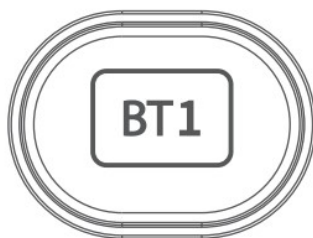
1. Bluetooth 5.0 do not support on Windows 7 and below, you can change to Bluetooth 3.0 to use.
2. The device ID for Bluetooth 3.0 is " KB280-BT3.0 ", while for Bluetooth 5.0 is "KB280-BT5.0 ".

Mode switching method of the keyboard

○ 2.4G

○ BT1

○ BT2



1. The keyboard has three channels, 2.4G, Bluetooth 1 and Bluetooth 2, which can connect three devices at the same time.
2. Mode switching. Short press the mode switch button, the corresponding mode indicator on the top will be on, after being connected successfully it will be off. The switch to the corresponding equipment is completed. If the mode indicator is flashing slowly, it means that the mode has not been connected successfully

ios/Mac/Win layout switch

Press and hold for 3 seconds to switch the system layout



Note: the default setting is Windows layout.

To "wake up" the keyboard from sleep mode, press any key.

F1-F12/ multimedia function switch



1. The factory default setting of F1-12/ multimedia function keys is multimedia function



2. Press this key combination, and switch to F1-F12 function. Press it again to switch back to multimedia function.

Packaging contents

1. Wireless keyboard

2. USB-A 2.0 receiver
3. 2×AAA batteries
4. Instruction manual
5. Quick start guide

System requirement

1. USB port
2. Bluetooth 3.0/Bluetooth 5.0
3. Windows 7 or later,

Android 3.2 and above; Mac OS 10.5 or later.

Note: Multimedia functions are partially invalid in different OS versions.

Technical specifications

1. Connectivity: 2.4GHz/Bluetooth 3.0/Bluetooth 5.0
2. Working distance: 2.4GHz about 15m/Bluetooth about 10m
3. Power supply: 2*AAA battery
4. Interface: USB wireless receiver
5. Keyboard size: 394x145x23mm
6. Rating: 3V 2.5mA

Trouble shooting

1. Make sure that the USB wireless receiver of the product is correctly plugged into the USB port of the computer.
2. Make sure the computer meets the minimum system requirement.
3. If the distance between the product and the receiver exceeds an effective range, please reduce the distance for better performance.

- Windows is a trademark of the Microsoft Corporation in the United States and other countries.
- Mac and MacOS are trademarks of Apple Inc., registered in the U.S. and other countries.
- The Bluetooth® word mark and logos are registered trademarks owned by Bluetooth SIG, Inc. and any use of such marks by Officeworks Ltd is under license.
- Android is a trademark of Google LLC.
- IOS is a trademark or registered trademark of Cisco in the U.S. and other countries and is used under license.

Product Warranty – valid for Australian customers only

Officeworks Ltd warrants that this product will be free from defects and work as intended for 3 years from the date of purchase by the original customer.

If the product has any defects or does not work as specified during the Warranty Period, Officeworks will, at its election and at its expense, repair or replace the product.

This warranty does not apply

- to cosmetic damage;
- to damage caused by consumables used in connection with the product (such as batteries);
- where the product has not been used in accordance with all provided instructions;
- to damage arising from fair wear and tear;
- where the product has not been subject to reasonable use;
- where the product has been intentionally or negligently damaged; and/or
- if the customer has attempted to repair the product


To make a claim under this warranty, please return your product with your receipt or proof of purchase to your nearest Officeworks store or contact 1300 633 423.

This warranty is provided in addition to any rights you may be entitled to under the Competition & Consumer Act 2010. Our goods come with guarantees that cannot be excluded under the Australian Consumer Law. You are entitled to a replacement or refund for a major failure and compensation for any other reasonably foreseeable loss or damage. You are also entitled to have the goods repaired or replaced if the goods fail to be of acceptable quality and the failure does not amount to a major failure

OFFICEWORKS LTD 236-262 EAST BOUNDARY ROAD EAST BENTLEIGH VIC 3165 AUSTRALIA

MADE IN CHINA

Documents / Resources

	<p>J BURROWS Elite KB280 Wireless Keyboard [pdf] Instruction Manual Elite KB280 Wireless Keyboard, Elite KB280, Wireless Keyboard, Keyboard</p>
---	---