



IWCS V. 07-23FA Active Splitter User Manual

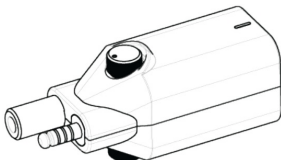
[Home](#) » [IWCS](#) » IWCS V. 07-23FA Active Splitter User Manual 

IWCS V. 07-23FA Active Splitter User Manual



CONGRATULATIONS ON YOUR NEW PRODUCT FROM IRIDIUM WATERPROOF COMMUNICATION SYSTEMS

Active Splitter



IWCS HOPE YOU WILL ENJOY THE BENEFITS OF TROUBLE FREE HIGH QUALITY INTERCOM.

PLEASE READ THESE INSTRUCTIONS CAREFULLY BEFORE FIRST USE.

IF INSTALLED, OPERATED AND MAINTAINED ACCORDING TO THIS MANUAL, ACTIVE SPLITTER WILL BE A RELIABLE PARTNER IN MANY YEARS TO COME.

THOMAS B SVENNINGSEN CO-FOUNDER OF IWCS

Contents

- 1 Introduction
- 2 Unboxing
- 3 Funktion
- 4 How To Use
- 5 Configuration
- 6 Technical Drawings and Data
- 7 Service And Maintenance
- 8 Troubleshoot
- 9 Documents / Resources
 - 9.1 References
- 10 Related Posts

Introduction

Disclaimer

Any responsibility or liability for loss or damage in connection with the use of this product and the accompanying documentation is disclaimed by IWCS.

The information in this manual is provided for informational purposes only, is subject to change without notice and may contain errors or inaccuracies.

Manuals issued by IWCS are periodically revised and updated. It is recommended that anyone relying on this information acquires the most current version by requesting it at info@iwcs.eu.

IWCS is not responsible for the content or accuracy of any translations or reproductions, in whole or in part, of this manual from any other source.

Copyright

2023 Iridium Waterproof Communication Systems ApS. All right reserved.
Printed in Denmark.

Trademark acknowledgements

Active Splitter is a Trademark by Iridium Waterproof Communication Systems ApS.

Safety warning

The following general safety precautions must be observed during all phases of operation, service and repair of this equipment. Failure to comply with these precautions or with specific warnings elsewhere in this manual violates safety standards of design, manufacture and intended use of the equipment. IWCS assumes no liability for the customer's failure to comply with these requirements.

- **FIRE**



In case of fire, harmful gases and fumes may occur. One should immediately leave the area and seek help. In case of suspected smoke in the lungs, a doctor should be consulted.

- **POWER LOSS**



In the event of a power outage, Active Splitter will turn off and will automatically restart when power is restored. Power interruptions limited to the Active Splitter will not affect other users communication. IWCS is not responsible for any power outages or consequences thereof, of any kind.

- **WARRANTY LIMITATIONS**



This unit is NOT a user serviceable unit and under no circumstances should the unit be opened except by authorized personnel. Unauthorized opening of the unit will invalidate the warranty.

- **DISPOSAL**

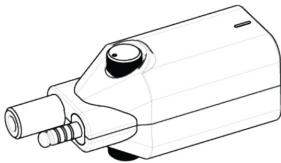


When disposing of the Active Splitter and related equipment, it must happen in accordance with applicable national law.


Unboxing

In the box

1 x Active Splitter



1 x User Manual

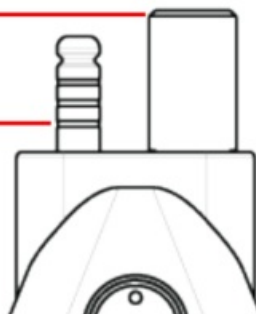


Funktion

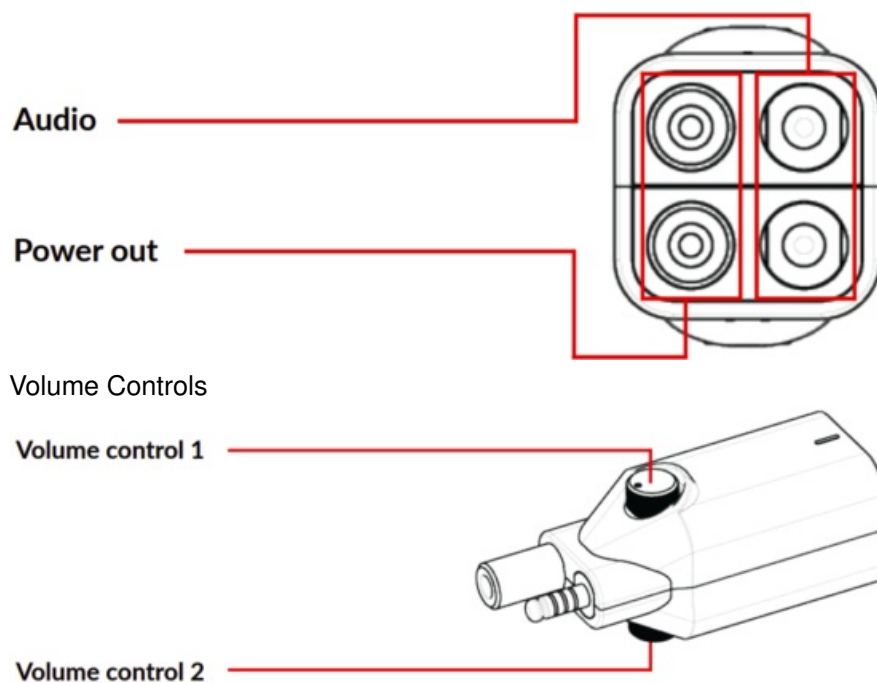
Top Connector

Power in

Audio

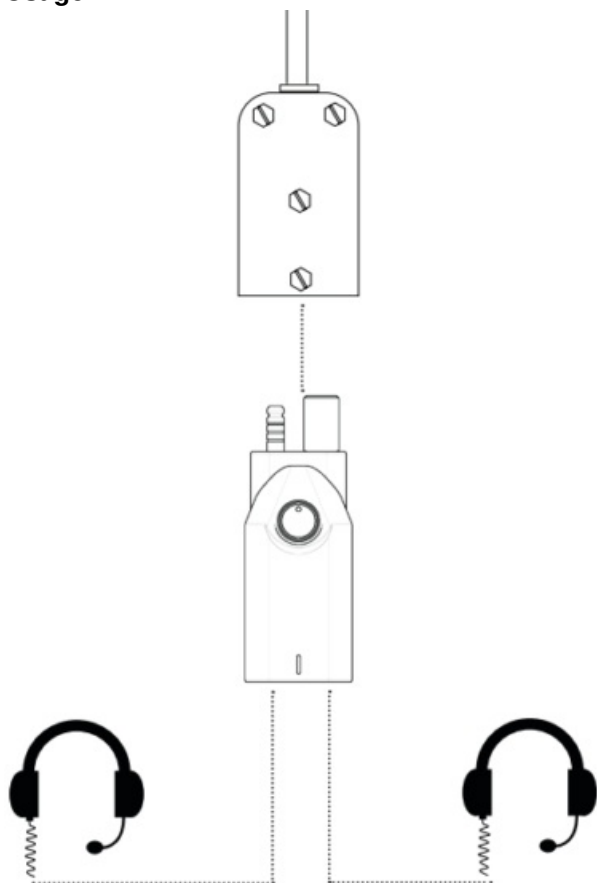


Bottom Connectors



How To Use

Usage



Insert the Active Splitter into the download cable from your CAP (Communication Access Panel).

Insert your headsets into the designated ports at the bottom of the Active Splitter. Ensure that you connect the headsets according to your specific configurations.

Adjust the volume controls on the Active Splitter for each connected headset individually.

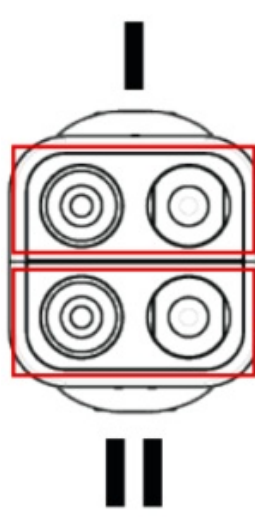
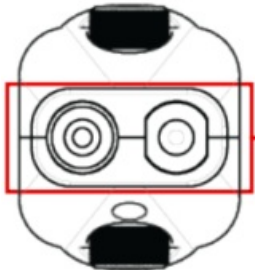
Please note that the master volume is controlled on your CAP (Communication Access Panel). The volume

settings on the Active Splitter are dependent on the volume level set on your CAP. Adjusting the volume on the CAP will directly affect the maximum volume output of the Active Splitter. Make sure to set the desired volume level on your CAP for optimal audio experience.

The onboard ICS (Intercom System) must provide full sidetone to enable duplex intercom between port 1 and port 2 on the Active Splitter.

Configuration

Configuration



Config.	
Peltor	
NATO	
David Clark	
High Gain	
Low Gain	

Config.	
Peltor	
NATO	
David Clark	
High Gain	
Low Gain	
Phantom Power	

Config.	
Peltor	
NATO	
David Clark	
High Gain	
Low Gain	
Phantom Power	

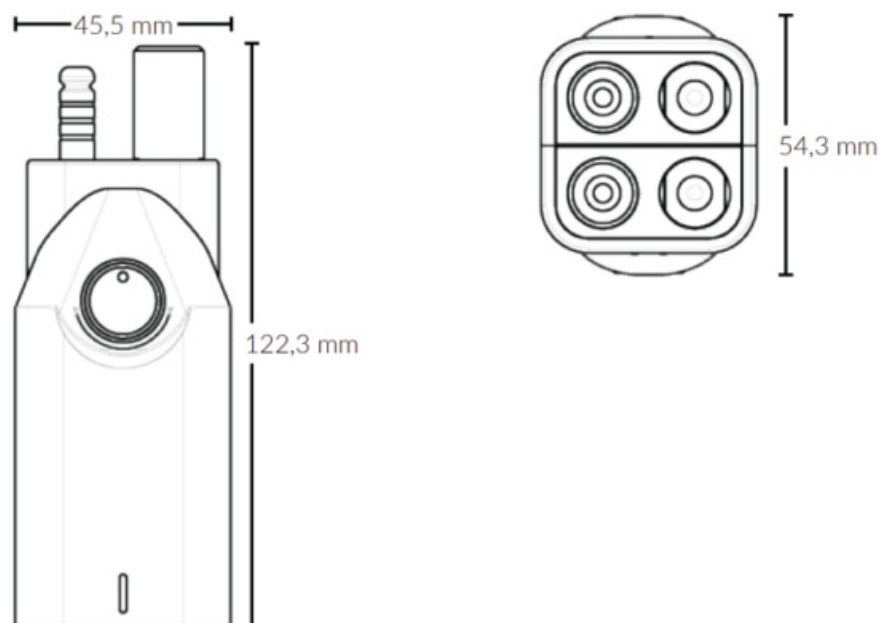
IR-46-TX108-01-???

Part Number :

Serial Number

Technical Drawings and Data

Measurements



Specifications

Specifications	Active Splitter
Weight	195 g
Temperature Range	-15 to • 55 degrees Celsius
Supply Voltage	28 VDC nominal
Power Consumption	1W (excl. headsets)
Gain Range	x – y dB
Connectors	TP108 / T1108

Service And Maintenance

Maintenance

Please refrain from using chemicals or solvents to clean your Active Splitter.

To clean the Active Splitter, use a small brush or a toothbrush to gently remove any dust or debris around the volume adjusters and connectors. Regular cleaning will help maintain optimal performance and ensure longevity. Avoid applying excessive pressure, friction or using sharp objects on the product, as these can cause damage and potentially void the warranty. Additionally, if the Active Splitter remains unused for an extended period, it is advisable to disconnect it from other equipment.

Troubleshoot

Problem	Cause	Action
No sound in headset.	Wrong slot input.	Make sure your headset is put into the correct input.
No sound from headset.	Wrong slot input.	Make sure your headset is put into the correct input.
No sound from headset.	Wrong conhg. No power supplied to Active Splitter.	Check conhg.

CActive Splitter is developed, designed and manufactured by

IWCS Aps
Hejrevang 13
3450 Allerød
Denmark
+45 4343 2626

Info@iwcs.eu

www.iwcs.eu



Documents / Resources

<p>The icon shows a small image of the Active Splitter device with the text 'User manual' above it and 'Active Splitter' below it.</p>	<p>IWCS V. 07-23FA Active Splitter [pdf] User Manual V. 07-23FA Active Splitter, V. 07-23FA, Active Splitter, Splitter</p>
--	---

References

- [User Manual](#)

Manuals+, Privacy Policy

This website is an independent publication and is neither affiliated with nor endorsed by any of the trademark owners. The "Bluetooth®" word mark and logos are registered trademarks owned by Bluetooth SIG, Inc. The "Wi-Fi®" word mark and logos are registered trademarks owned by the Wi-Fi Alliance. Any use of these marks on this website does not imply any affiliation with or endorsement.