



ITL intelligence ITL-F304C Remote Control Instructions

[Home](#) » [ITL intelligence](#) » ITL intelligence ITL-F304C Remote Control Instructions 

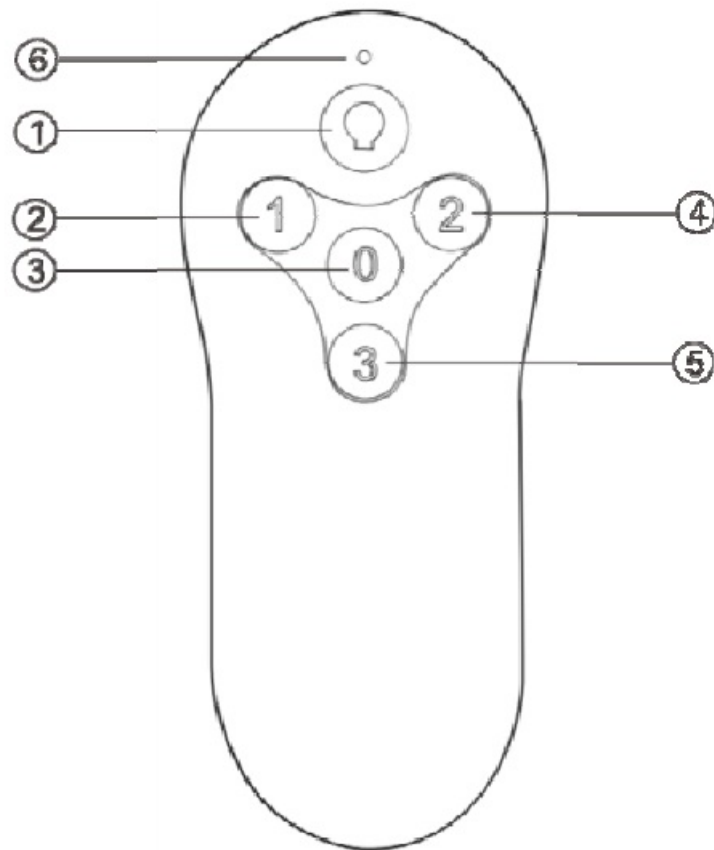


ITL-F304C Remote control operation instruction


Contents

- [1 ITL-F304C Remote Control](#)
- [2 Documents / Resources](#)
 - [2.1 References](#)
- [3 Related Posts](#)




ITL-F304C Remote Control



As shown in the figure:

1.  button: to turn light ON or OFF.
2. 1 button: for fan LOW speed.
3. 0 button: to turn fan OFF.
4. 2 button: for fan MEDIUM speed.
5. 3 button: for fan HIGH speed.
6. REDLED: Indicator light: When pressing the button, this light will light up and the remote control will send instructions.


Restore electrical power. Within 30 seconds of restoring electrical power, press and hold the "0" button on the remote control transmitter for 5 seconds or until light on the fan blinks twice. Use the remote control transmitter to test the light and fan functions to confirm the learning process is complete.

Tap  button quickly to turn lights off or on. Hold  button down to increase or decrease or decrease lights. If you press  button in excess of 0.7 seconds, it becomes a dimmer. The lights vary cyclically in 8 seconds. The light button has an auto resume function, which keeps the light at the same brightness as the last time it was turned off.

FCC Radiation Exposure Statement: The device has been evaluated to meet general RF exposure requirement. The device can be used in portable exposure condition without restriction. This device complies with Part 15 of the FCC rules. Operation is subject to the following two conditions:

- 1) This device may not cause interference.
- 2) This device must accept any interference, including interference that may cause undesired operation of the device.

Documents / Resources

 <p>ITL-F304C Remote Control</p> <p>1. Introduction</p> <p>2. Features</p> <p>3. Safety</p> <p>4. Operation</p> <p>5. Maintenance</p> <p>6. Troubleshooting</p> <p>7. Appendix</p> <p>8. Index</p> <p>9. Glossary</p> <p>10. Warranty</p> <p>11. Contact Information</p> <p>12. Legal Notices</p> <p>13. Revision History</p> <p>14. Declaration of Conformity</p> <p>15. CE Marking</p> <p>16. RoHS Compliance</p> <p>17. REACH Compliance</p> <p>18. Environmental Information</p> <p>19. Recycling Information</p> <p>20. End User License Agreement</p> <p>21. Terms and Conditions</p> <p>22. Privacy Policy</p> <p>23. General Information</p> <p>24. Notes</p> <p>25. Important Information</p> <p>26. Safety Warnings</p> <p>27. Precautions</p> <p>28. Instructions</p> <p>29. Diagrams</p> <p>30. Tables</p> <p>31. Figures</p> <p>32. Photographs</p> <p>33. Videos</p> <p>34. Audio Files</p> <p>35. Software Downloads</p> <p>36. Firmware Updates</p> <p>37. Drivers</p> <p>38. Manuals</p> <p>39. Accessories</p> <p>40. Replacement Parts</p> <p>41. Service Centers</p> <p>42. Distributors</p> <p>43. Retailers</p> <p>44. Online Stores</p> <p>45. Social Media</p> <p>46. Newsletters</p> <p>47. Events</p> <p>48. Promotions</p> <p>49. Offers</p> <p>50. Discounts</p> <p>51. Coupons</p> <p>52. Vouchers</p> <p>53. Gift Cards</p> <p>54. Loyalty Points</p> <p>55. Rewards</p> <p>56. Mileage</p> <p>57. Cashback</p> <p>58. Referrals</p> <p>59. Recommendations</p> <p>60. Reviews</p> <p>61. Ratings</p> <p>62. Feedback</p> <p>63. Comments</p> <p>64. Questions</p> <p>65. Answers</p> <p>66. Forums</p> <p>67. Communities</p> <p>68. Groups</p> <p>69. Networks</p> <p>70. Connections</p> <p>71. Interactions</p> <p>72. Engagements</p> <p>73. Relationships</p> <p>74. Partnerships</p> <p>75. Collaborations</p> <p>76. Alliances</p> <p>77. Coalitions</p> <p>78. Unions</p> <p>79. Federations</p> <p>80. Associations</p> <p>81. Organizations</p> <p>82. Institutions</p> <p>83. Bodies</p> <p>84. Committees</p> <p>85. Councils</p> <p>86. Boards</p> <p>87. Committees</p> <p>88. Panels</p> <p>89. Task Forces</p> <p>90. Working Groups</p> <p>91. Task Forces</p> <p>92. Working Groups</p> <p>93. Task Forces</p> <p>94. Working Groups</p> <p>95. Task Forces</p> <p>96. Working Groups</p> <p>97. Task Forces</p> <p>98. Working Groups</p> <p>99. Task Forces</p> <p>100. Working Groups</p>	<p>ITL intelligence ITL-F304C Remote Control [pdf] Instructions</p> <p>ITL-F304C Remote Control, ITL-F304C, Remote Control, Control</p>
--	---

References

- [User Manual](#)