



iskydance SS-B(WZ) ZigBee RF Smart AC Switch User Manual

[Home](#) » [iskydance](#) » iskydance SS-B(WZ) ZigBee RF Smart AC Switch User Manual 

Contents

- [1 iskydance SS-B\(WZ\) ZigBee RF Smart AC Switch](#)
- [2 Features](#)
- [3 Technical Parameters](#)
- [4 Mechanical Structures and Installations](#)
- [5 Systemwiring](#)
- [6 Wiring diagram](#)
- [7 Tuya APP network connection and operation](#)
- [8 SS-B\(WZ\) match RF remote control \(Optional\)](#)
- [9 Documents / Resources](#)
- [10 Related Posts](#)

SKYDANCE

iskydance SS-B(WZ) ZigBee RF Smart AC Switch



Tuya APP cloud control/Philips HUE control/Voice control/RF AC Switch/Push onoff/Wall junction box mounting

Features

- ZigBee + RF + AC push smart switch, without dimming function.
- To switch single color LED lamps, traditional incandescent and halogen lights.
- Tuya APP cloud control, support on/off, delay turn on/off light and timer run function.
- Philips HUE APP control by connect with Philips HUE bridge.
- Voice control, support amazon ECHO and TmallGenie smart speaker.
- Compatibility with RF 2.4G dimming remote control.
- Connect with external push switch optional.
- Easy to be placed in standard wall junction box behind a push switch.
- Over-heat / Over-load protection, recover automatically.

Technical Parameters

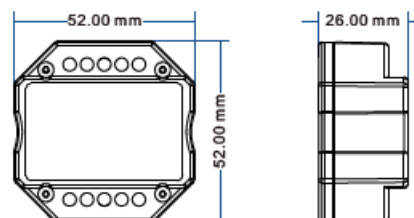
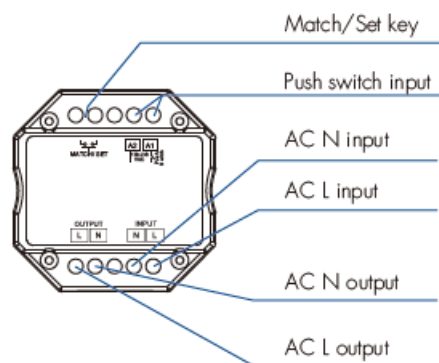
Input and Output	
Input voltage	AC100-240V
Output voltage	AC100-240V
Output current	Max 1.5A
Output power	150-360W
Input signal	Tuya APP + RF + Push switch
RF Control distance	30m(Barrier-free space)

Safety and EMC	
EMC standard (EMC)	ETSI EN 301 489-1 V2.2.3 ETSI EN 301 489-17 V3.2.4
Safety standard(LVD)	EN 62368-1:2020+A11:2020
Radio Equipment(RED)	ETSI EN 300 328 V2.2.2
Certification	CE,EMC,LVD,RED

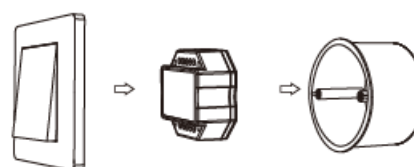
Weight	
Net weight	0.041kg
Gross weight	0.051kg

Environment	
Operation temperature	Ta: -30 OC ~ +55 OC
Case temperature (Max.)	T c: +85OC
IP rating	IP20

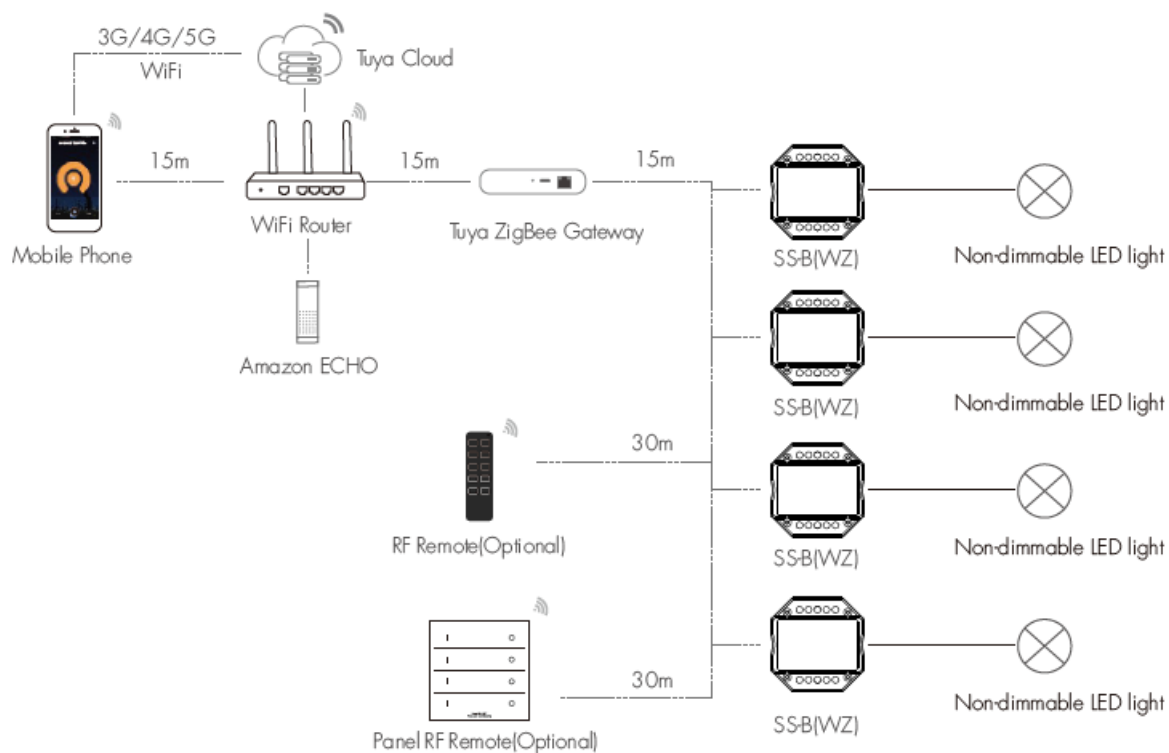
Mechanical Structures and Installations



Typical Wall Junction Box Mounting



Systemwiring

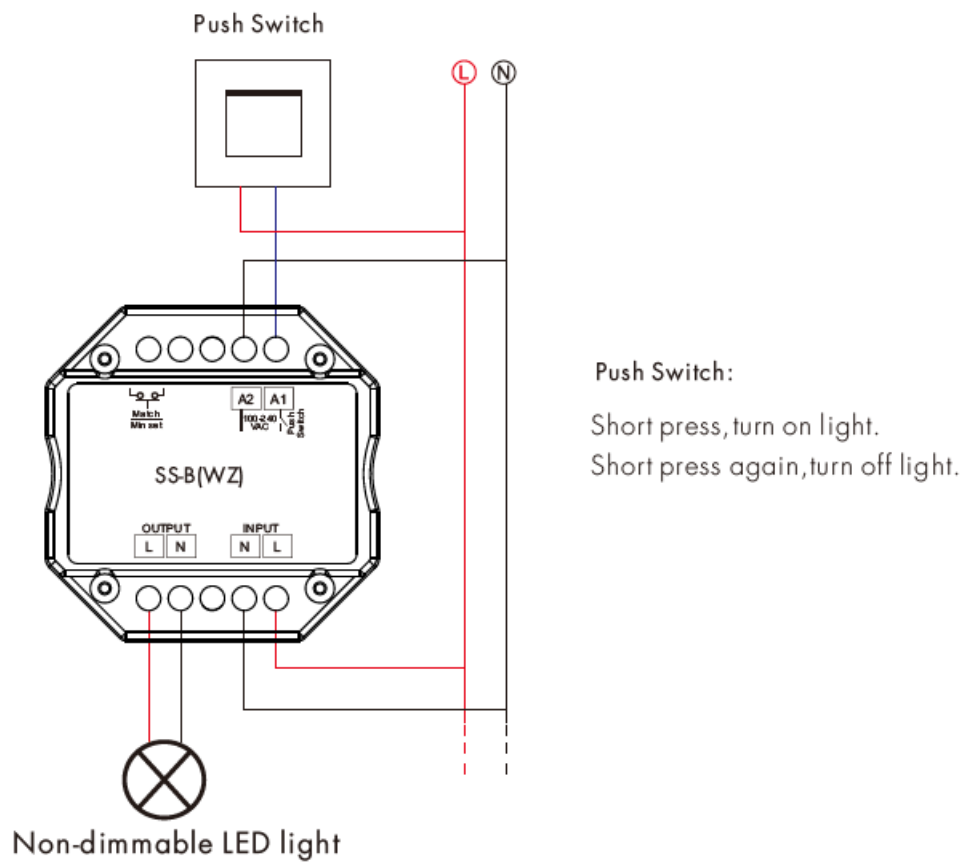


— Wired connection
 - - - Wireless connection

Note:

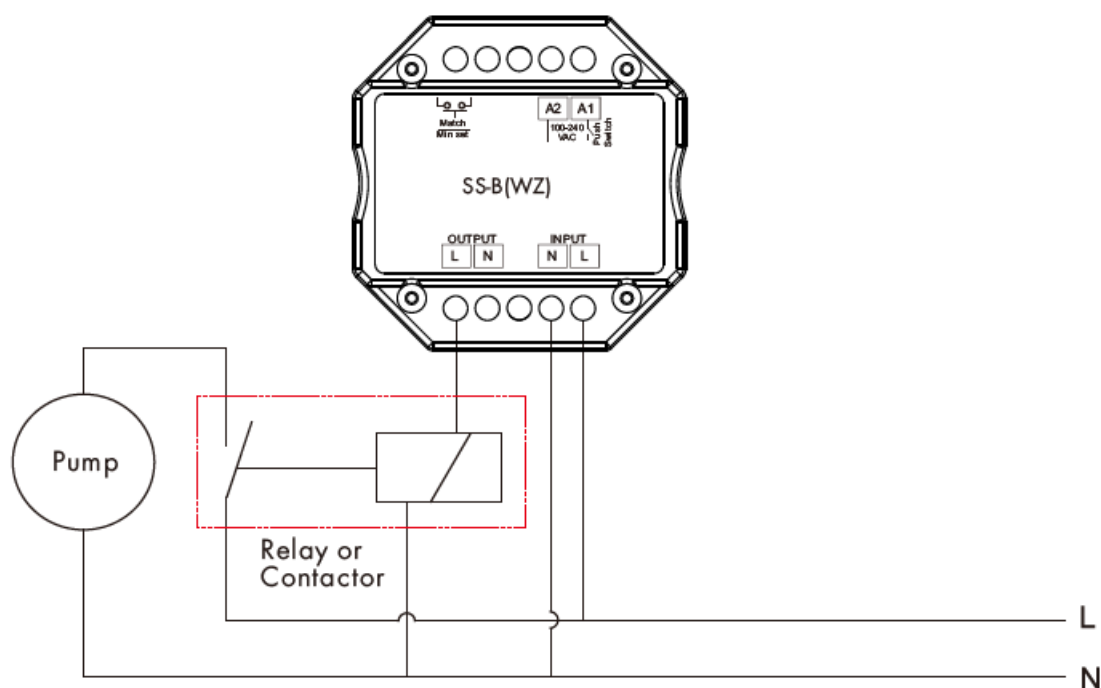
- The above distance is measured in spacious(no obstacle) environment,
- Please refer to the actual test distance before installation.
- Users must use the Tuya ZigBee gateway to realize remote control and voice control.

Wiring diagram



Note:

An additional AC relay or contactor is needed when total input current of the load (such as pump) is higher than 1.5A.



Tuya APP network connection and operation

Press and hold Match/Set key for 2s, reset ZigBee network.

Press and hold Match/Set key for 5s, or push twice Match/Set key fastly,


Clear previous network connection, enter config mode. the blue LED indicator fast flash.

Repeat power on and off for 5 consecutive times, also clear previous network connection, enter config mode.

If Tuya APP network connection succeed, the blue LED indicator will stop flash, and in Tuya APP, you can find ZB-SWITCH device.

Tuya APP interface operation:

Touch on/off key to turn on or off light.



SS-B(WZ) match RF remote control (Optional)

End user can choose the suitable match/delete ways. Two options are offered for selection:

Use the SS-B(WZ)'s Match key

Match:

Short press match key of SS-B(WZ), immediately press on/off key (single zone remote) or zone key (multiple zone remote) on the remote.

Delete:

Press and hold match key of SS-B(WZ) for 10s to delete all match,
The light blinks 5 times means all matched remotes were deleted.

Use Power Restart

Match:

Switch off the power of SS-B(WZ), then switch on power, repeat again,
Immediately short press on/off key (single zone remote) or zone key (multiple zone remote) 3 times on the remote.
The light blinks 3 times means match is successful.

Delete:

Switch off the power of SS-B(WZ), then switch on power, repeat again,
Immediately short press on/off key (single zone remote) or zone key (multiple zone remote) 5 times on the remote.
The light blinks 5 times means all matched remotes were deleted.

SS-B(WZ) work as ZigBee-RF converter to match other RF switch or controller
End user can choose the suitable match/delete ways. Two options are offered for selection:

Use the controller's Match key

Match:

Short press match key of the controller, immediately press on/off key on the Tuya APP. The LED indicator fast flash a few times means match is successful.

Delete:

Press and hold match key of the controller for 5s, The LED indicator fast flash a few times means match was deleted. Use Power Restart


Match:

Switch off the power of the controller, then switch on power, repeat again,
Immediately short press on/off key 3 times on the Tuya APP. The light blinks 3 times means match is successful.

Delete:

.Switch off the power of the controller, then switch on power, repeat again,
Immediately short press on/off key 5 times on the Tuya APP. The light blinks 5 times means match was deleted.

Documents / Resources

	<p>iskydance SS-B(WZ) ZigBee RF Smart AC Switch [pdf] User Manual SS-B WZ ZigBee RF Smart AC Switch, ZigBee RF Smart AC Switch, Smart AC Switch, AC Switch</p>
---	--