



IRAY J-FB Bluetooth Remote Control Instruction Manual

[Home](#) » [IRAY](#) » IRAY J-FB Bluetooth Remote Control Instruction Manual 

Contents

- [1 IRAY J-FB Bluetooth Remote Control](#)
- [2 INTRODUCTION](#)
- [3 FCC Statement](#)
- [4 Documents / Resources](#)
 - [4.1 References](#)

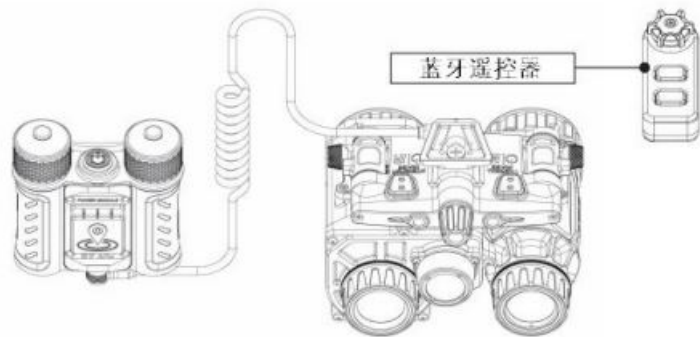
Iray

IRAY J-FB Bluetooth Remote Control



INTRODUCTION

The J-FB Bluetooth remote control, as a control accessory of the J-FB binocular low light infrared fusion night vision instrument (hereinafter referred to as the J-FB night vision instrument), assists in achieving functional control, mode adjustment, and other functions of the J-FB night vision instrument. It has the requirement of replacing the main buttons of the J-FB night vision instrument for convenient use, and also has low power consumption, automatic sleep, and sleep wake-up functions. The following figure is the appearance schematic diagram of the J-FB night vision instrument and J-FB Bluetooth remote control




When using, please open the J-FB battery compartment and connect the cable to the J-FB night vision device before turning on infrared mode. At the same time, press the J-FB Bluetooth remote control button to wake up from sleep, and then operate the J-FB host to enter the corresponding Bluetooth settings in the menu to complete the connection of the Bluetooth remote control.

● Menu: Adjust menu functions

SENSOR	COMP	STD	Full status display of compass information
		NO.	Digital simplified display of compass information
		AC	With DASD and FASD kept off, complete compass calibration according to the operation tips
	NAV	W-X°X'X" N-X°X'X"	Set the first navigation point information and input the location information
		W-X°X'X" N-X°X'X"	Set the second navigation point information and input the location information
		OFF/ON	After the navigation switch is activated, the real-time target status will be displayed in the lower right corner of the main page
		EXIT	When the positioning information is normal, the destination distance and direction will be updated in real time (distance accuracy = 20m)
	BT	OFF/ON	The Bluetooth remote control switch is in position. After it is turned on, it can be operated by an external remote control
		SET	Bluetooth connection settings, you can set the Bluetooth connection after entering
	EXIT	➡	Digital simplified display of compass information


After using the product, please follow the operating instructions to shut down the J-FB night vision device, shut down the J-FB battery compartment, and remove the connecting cables and place them in the carrying bag. The Bluetooth remote control has a sleep function, which automatically enters sleep mode after stopping operation for 5 minutes.

- Please read this manual carefully! Use and maintain the product according to the introduction
- The external optical surfaces should be clean at all times. Touching the optical surfaces with bare hands is not recommended.
- Sand and seawater can damage the optical coatings!
- Do not point the device directly at the sun!
- Image performance is dependent on scenery and atmosphere conditions.
- External sensor performance depends on environmental and atmospheric conditions.



J-FB Bluetooth Remote Control Easy to Operate Instruction

The J-FB Bluetooth remote control is a small electronic device that can be used to control a variety of electronic devices. It is a small, lightweight device that is easy to carry around and use. It is a small, lightweight device that is easy to carry around and use. It is a small, lightweight device that is easy to carry around and use.



J-FB Bluetooth Remote Control Easy to Operate Instruction

The J-FB Bluetooth remote control is a small electronic device that can be used to control a variety of electronic devices. It is a small, lightweight device that is easy to carry around and use. It is a small, lightweight device that is easy to carry around and use. It is a small, lightweight device that is easy to carry around and use.



J-FB Bluetooth Remote Control Easy to Operate Instruction

The J-FB Bluetooth remote control is a small electronic device that can be used to control a variety of electronic devices. It is a small, lightweight device that is easy to carry around and use. It is a small, lightweight device that is easy to carry around and use. It is a small, lightweight device that is easy to carry around and use.

The J-FB Bluetooth remote control is a small electronic device that can be used to control a variety of electronic devices. It is a small, lightweight device that is easy to carry around and use. It is a small, lightweight device that is easy to carry around and use. It is a small, lightweight device that is easy to carry around and use.

The J-FB Bluetooth remote control is a small electronic device that can be used to control a variety of electronic devices. It is a small, lightweight device that is easy to carry around and use. It is a small, lightweight device that is easy to carry around and use. It is a small, lightweight device that is easy to carry around and use.

References

-  [è%¾ç¿.á...%ç”µá®ç½‘-ä“ä_şç°câ¬—çfåfä»ª çfæ^âfå¬œè§tä»ª çfæ^âfæµ«æ ©ä»ªâŽ.â®¶¶](#)
-  [è%¾ç¿.á...%ç”µá®ç½‘-ä“ä_şç°câ¬—çfåfä»ª çfæ^âfå¬œè§tä»ª çfæ^âfæµ«æ ©ä»ªâŽ.â®¶¶](#)