



IQOS ILUMA One Lambda Heat Not Burn User Manual

[Home](#) » [IQOS](#) » IQOS ILUMA One Lambda Heat Not Burn User Manual 

Contents

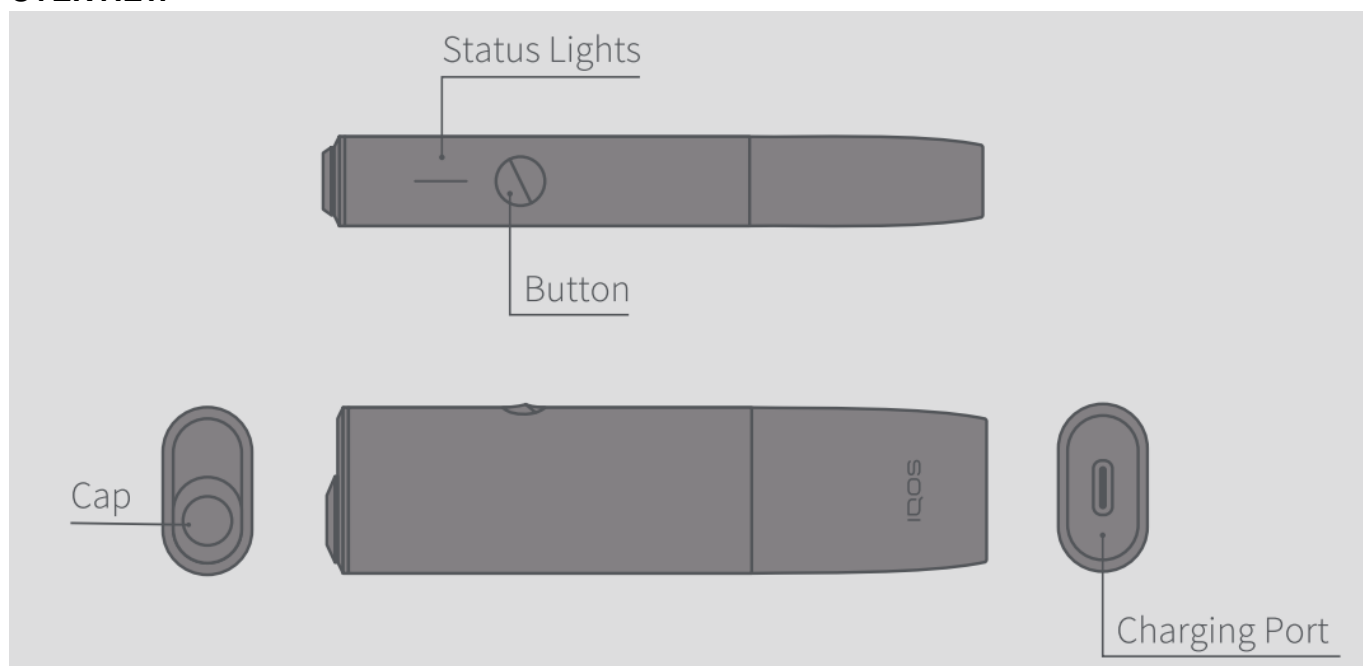
- [1 IQOS ILUMA One Lambda Heat Not Burn](#)
- [2 OVERVIEW](#)
- [3 CHARGER](#)
- [4 FEATURES AND SETTINGS](#)
- [5 Getting Started](#)
- [6 How to use your IQOS ILUMA ONETM](#)
- [7 Quick Tips](#)
- [8 Intended Users](#)
- [9 Tobacco and Nicotine](#)
- [10 Storage](#)
- [11 Warranty](#)
- [12 TECHNICAL DATA](#)
- [13 Documents / Resources](#)
- [14 Related Posts](#)

IQOS

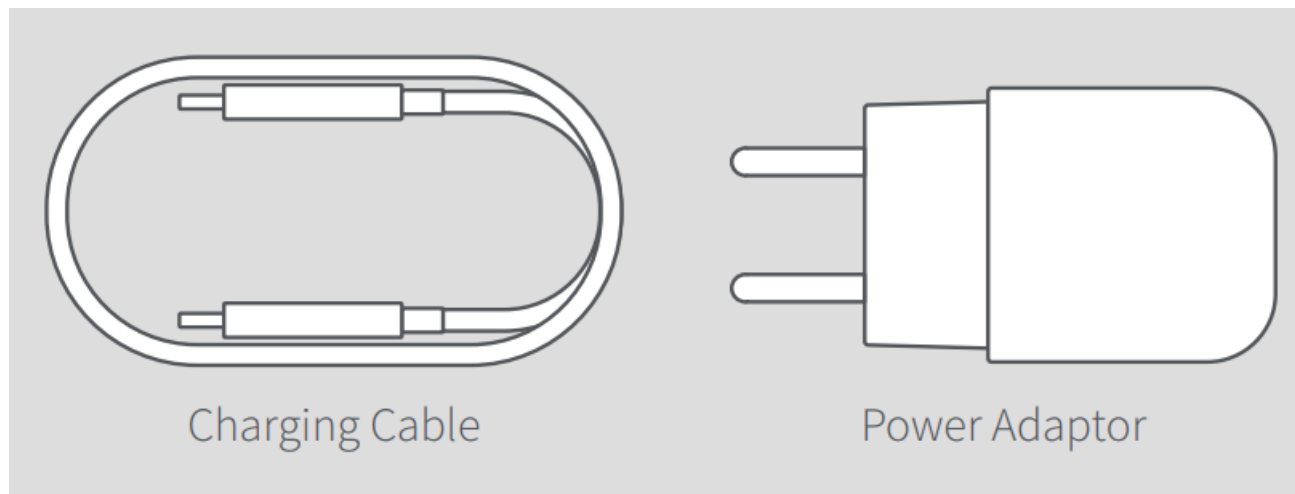
IQOS ILUMA One Lambda Heat Not Burn



OVERVIEW



CHARGER



IQos ILUMAT is compatible only with SMARTCORE STICKSTH

For the full user guide, Customer Care and Extended support services for 1Q0S users, visit www.iqos.com/myiqos

FEATURES AND SETTINGS

Can be turned on or off with the IQOS app".

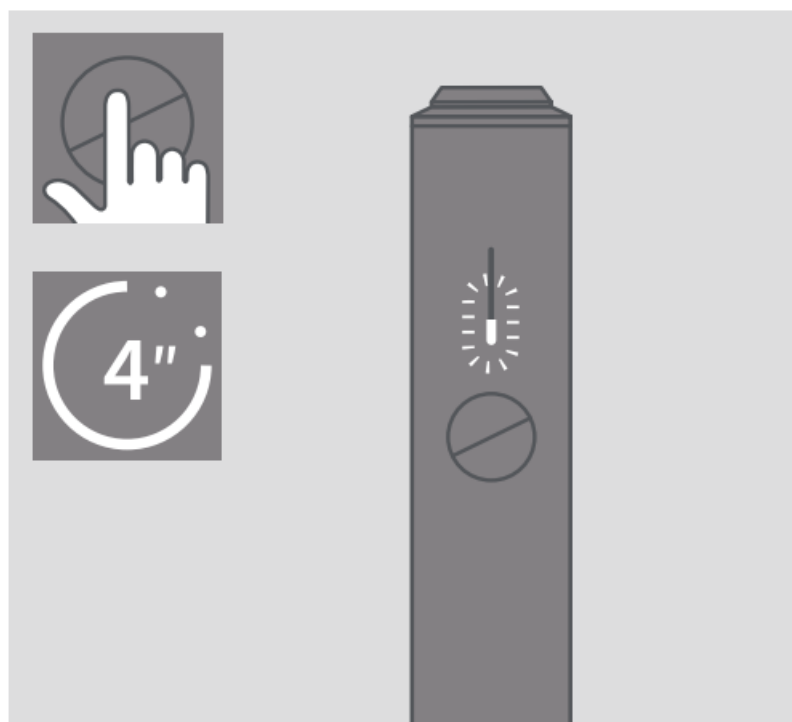
Please register by Scanning QR code or log in on www.iqos.com/iluma and follow the instructions.

IQoS app may not be available in your country.

Getting Started

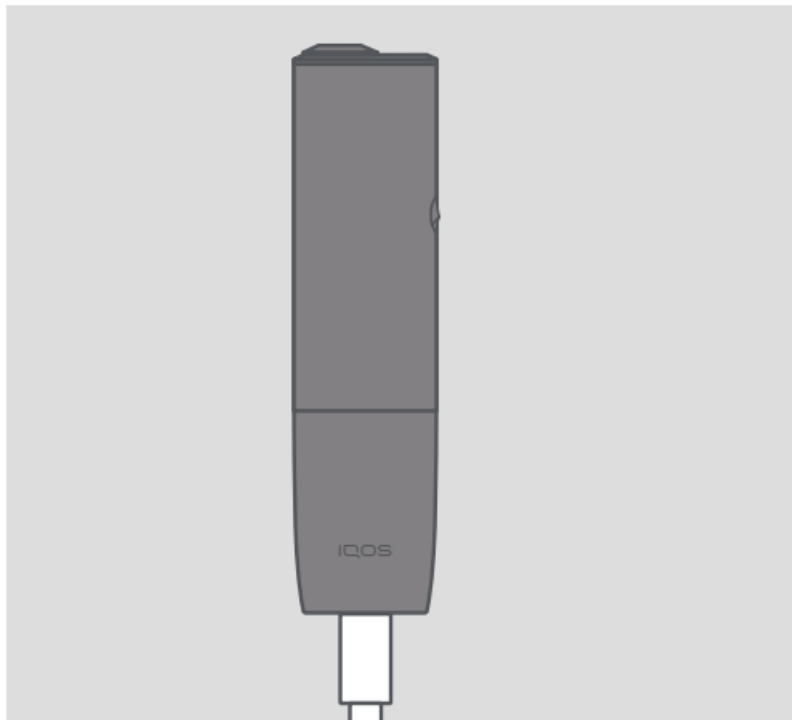
TURN ON

Press and hold Button for 4 seconds, then release; Status Lights will turn on slowly.



CHARGE

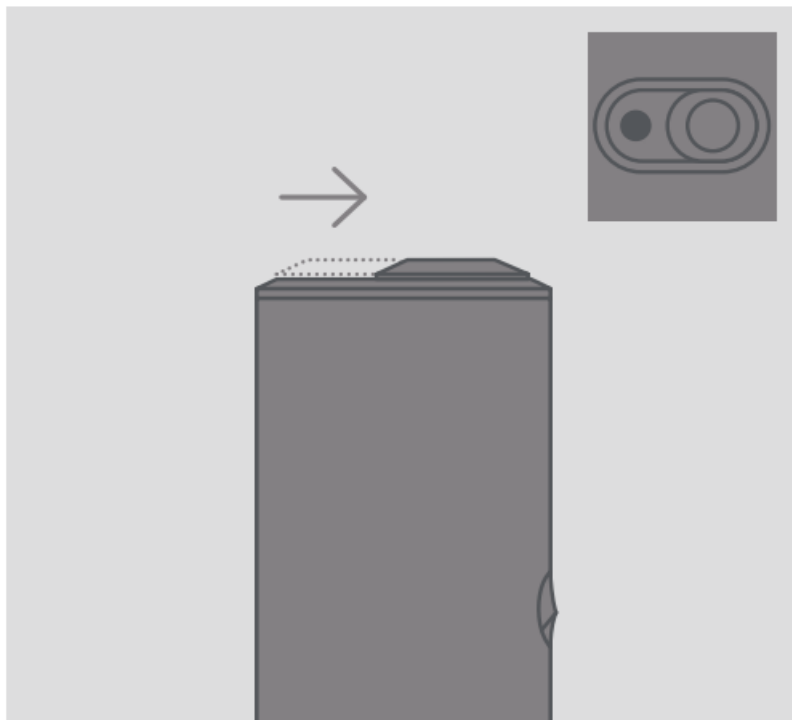
Before first use, fully charge your 1QOS ILUMA ONETM with Power Adaptor and Charging Cable. (approx. 90 min.)



How to use your IQOS ILUMA ONETM

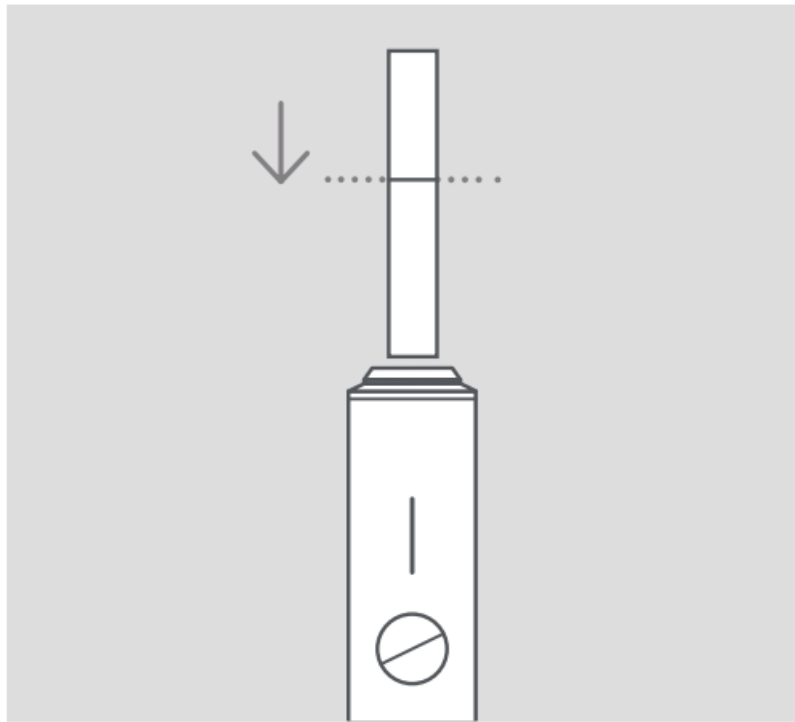
OPEN

Slide to open



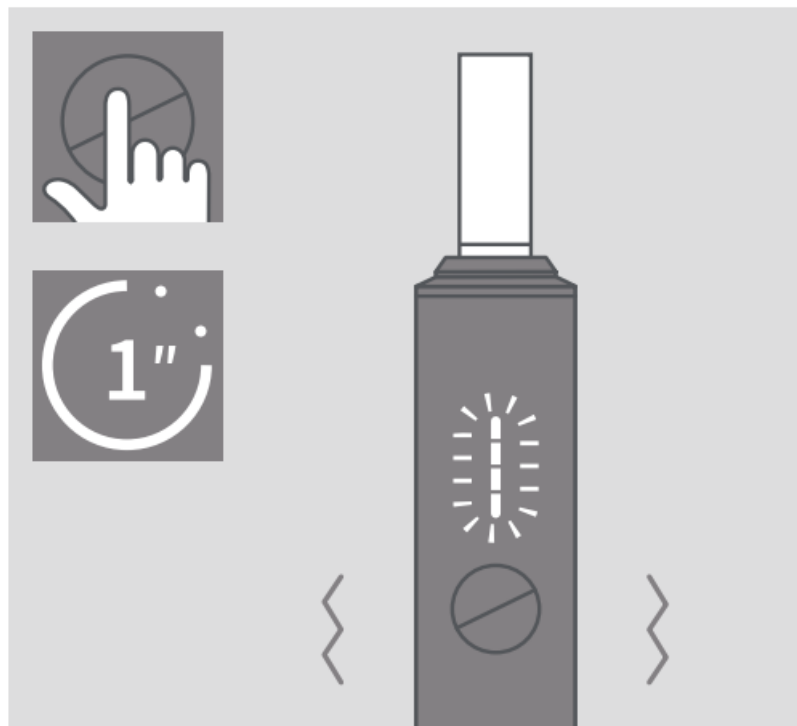
1. INSERT SMARTCORE STICKTM

Insert the SMARTCORE STICKTM to the line on filter with filter facing outside.



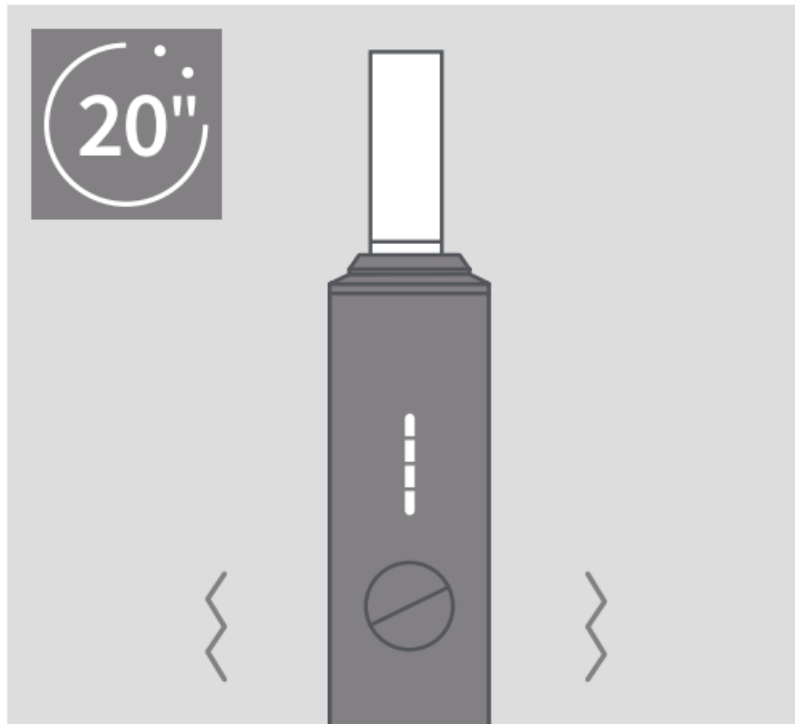
2. **START HEATING**

Press the Button for at least 1 second until IQoS ILUMA ONE™ Vibrates and Status Light(s) pulse(s).
Keep SMARTCORE STICK™ in position during the preheating.



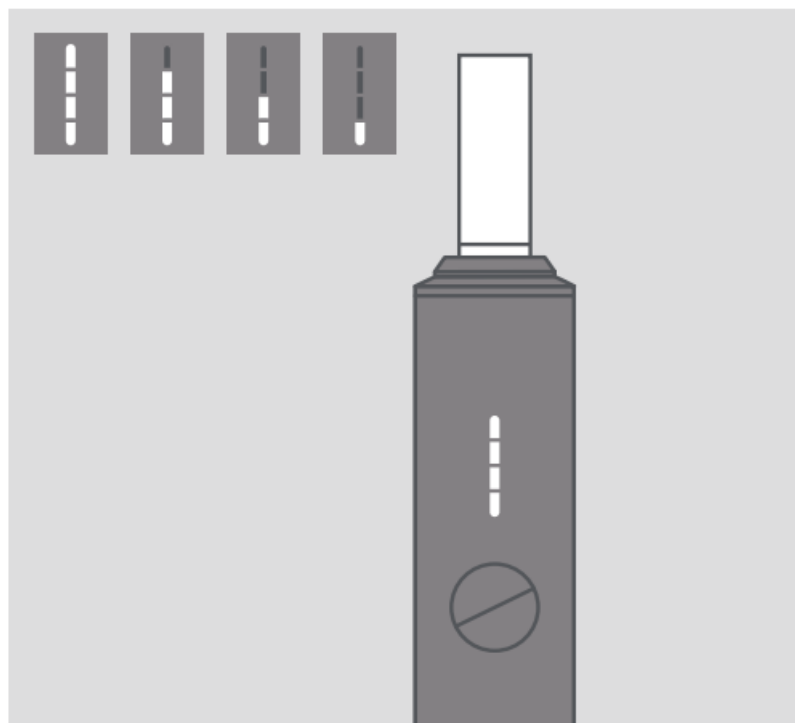
3. **BEGIN USE**

Start using once IQoS ILUMA ONE™ Vibrates and Status Light(s) stay fixed.



EXPERIENCE COUNTDOWN

During the use of Status Light(s) indicate the remaining time



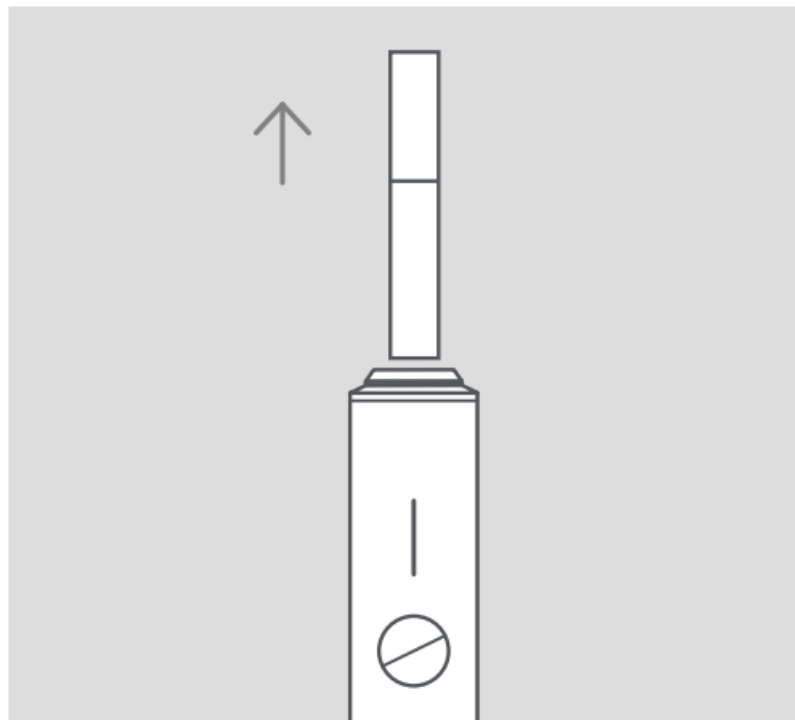
4. NEARLY COMPLETE

To signal the last 30 seconds or last 2 puffs, IQOS ILUMA ONE™ will vibrate once with one Light pulsing white.



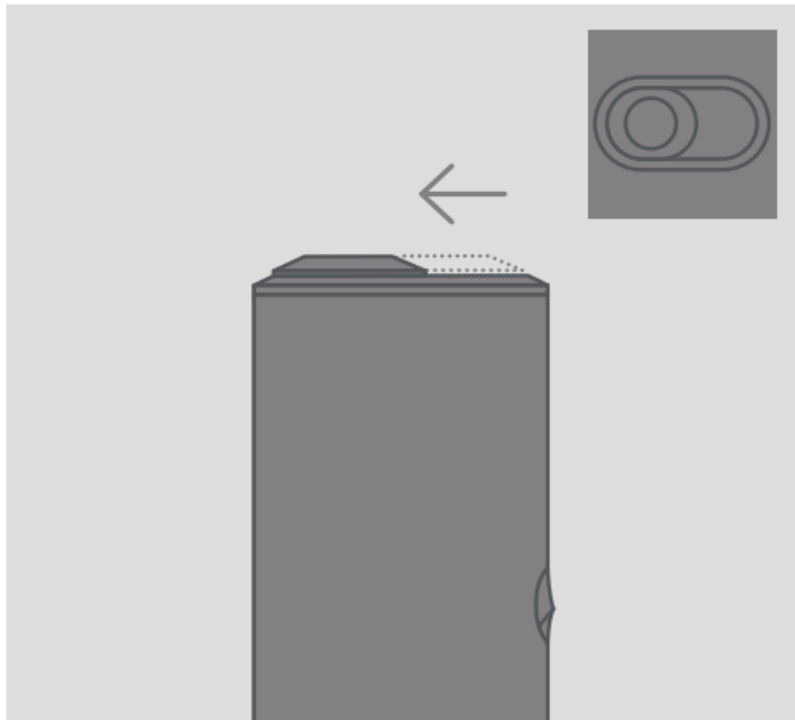
5. REMOVE SMARTCORE STICK™

Remove used SMARTCORE STICK™ and dispose as per Safety Warnings and Instructions.



6. CLOSE

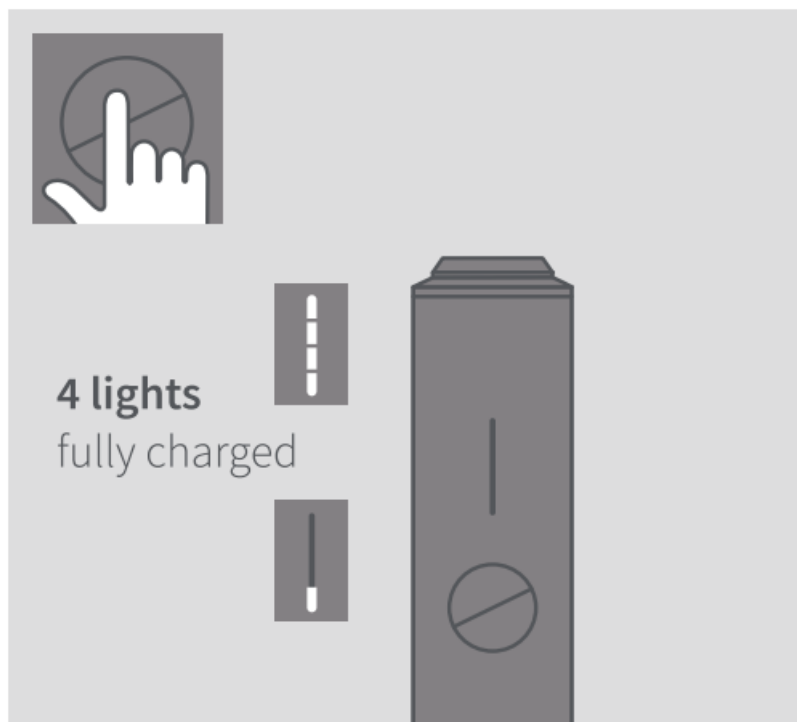
Slide to close.



Quick Tips

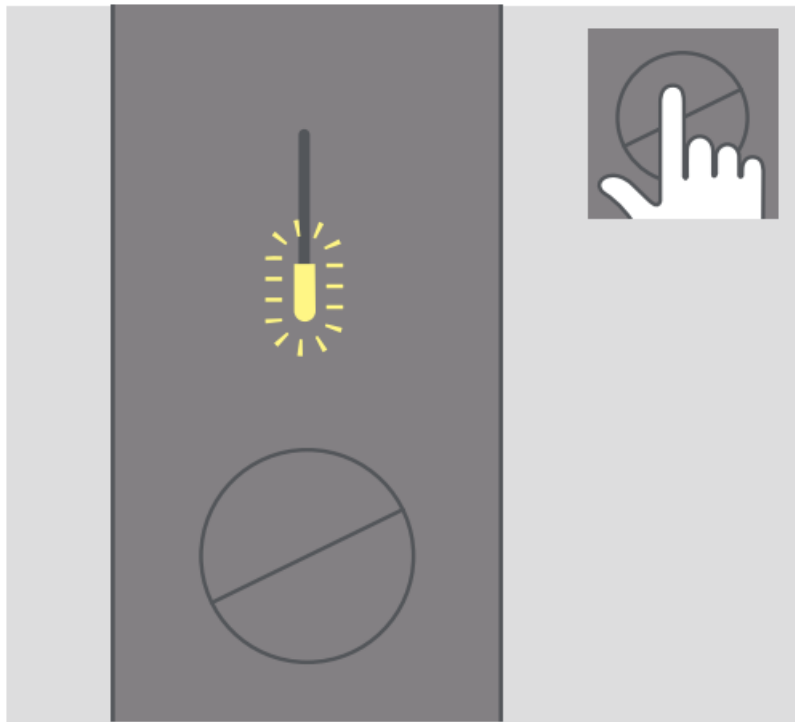
- **BATTERY STATUS**

Short press Button, Status Lights will turn on to indicate battery level.



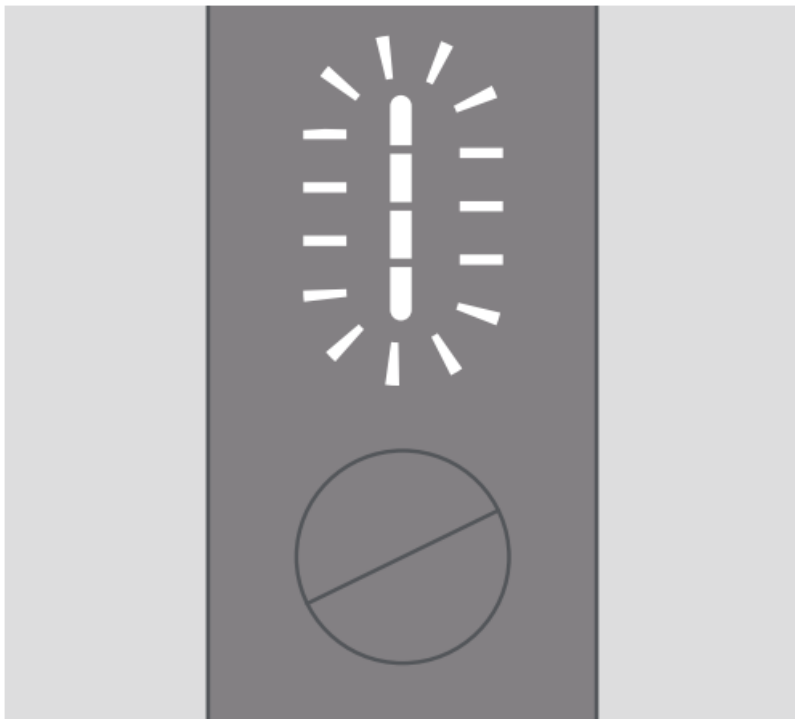
- **LIGHT BLINKS YELLOW**

Battery depleted, need to charge.



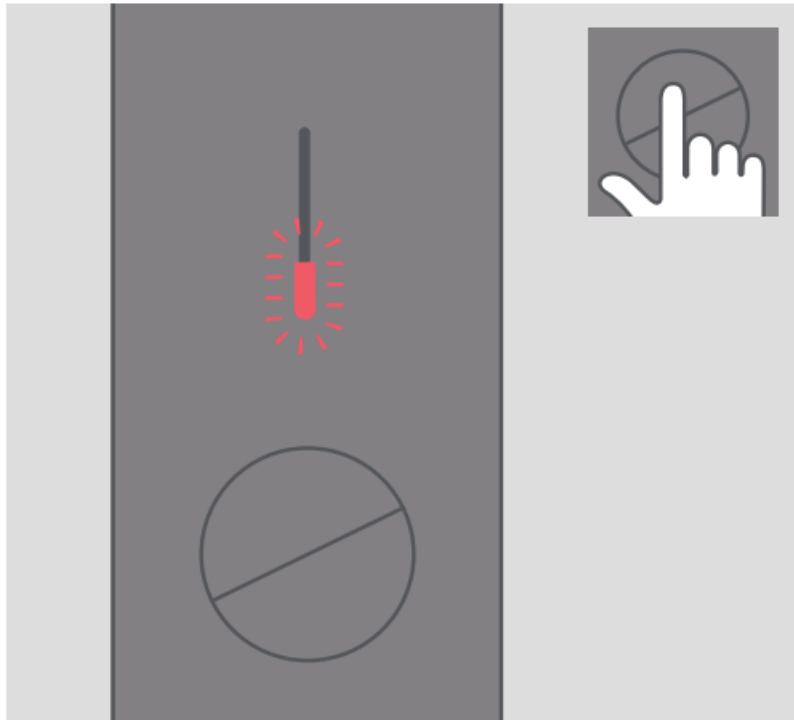
- **LIGHTS BLINK WHITE TWICE**

IQOS ILUMA ONE™ is Outside operating temperature range (0°C~40°C).



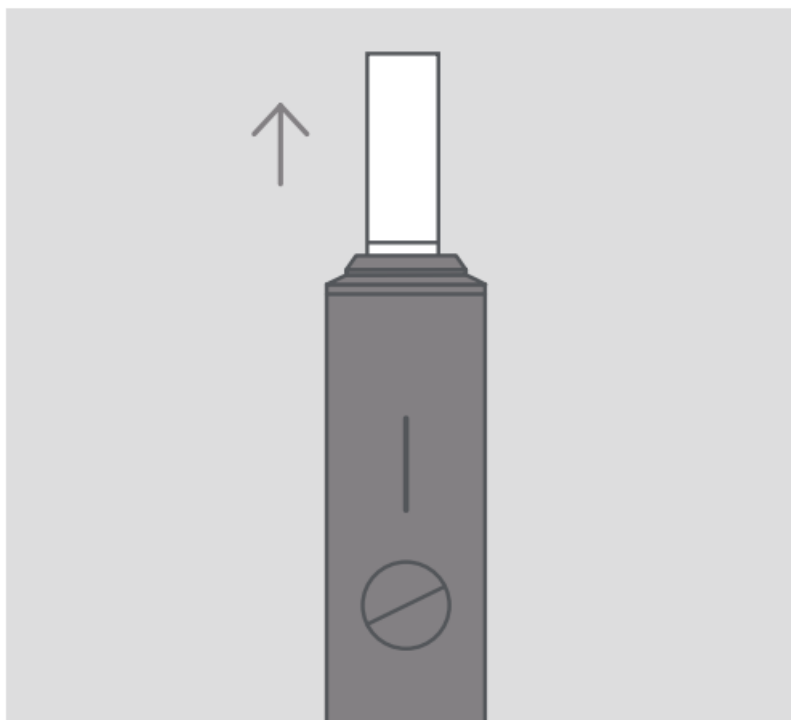
- **LIGHT BLINKS RED**

Reset IQOS ILUMA ONE™ If red light blinking persists, Contact Customer Care.



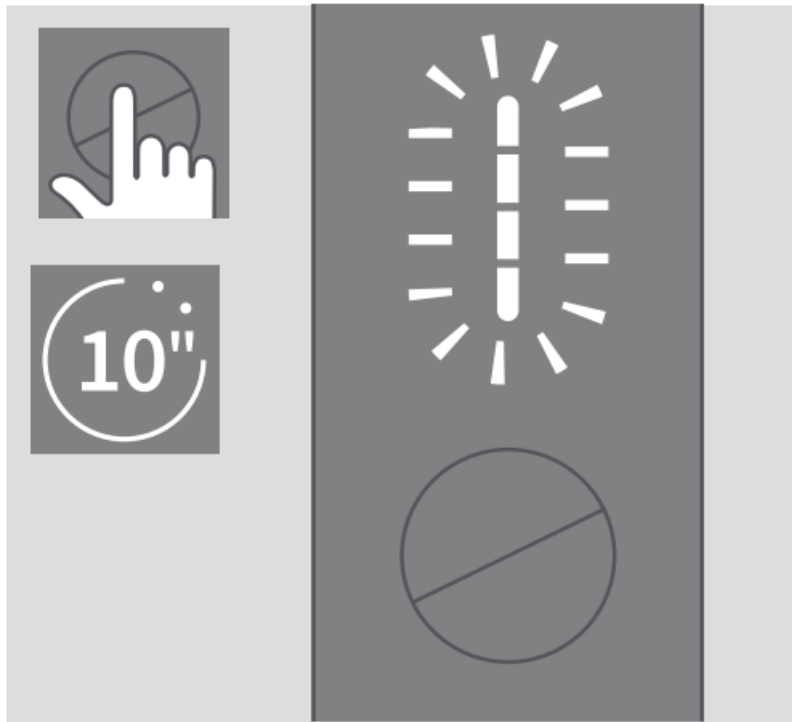
- **AUTOSTOP**

During use, the experience will stop if the SMARTCORE STICKT is moved, or removed from the device.



- **TO RESET**

Press Button for 10 seconds then release. All Status Lights will turn OFF, and turn ON, to Contirma RESET.



This is the safety alert symbol. It is used to alert you to potential physical injury hazards.

SAFETY WARNINGS AND INSTRUCTIONS

PLEASE READ ALL SAFETY WARNINGS AND INSTRUCTIONS BEFORE USE TO AVOID INJURY.

These safety warnings and instructions cannot cover all possible conditions that could occur and users should exercise care and caution.

KEEP THESE SAFETY WARNINGS AND INSTRUCTIONS FOR FUTURE REFERENCE AS THEY CONTAIN IMPORTANT INFORMATION.

Intended Users

- IQOS ILUMA ONEH is for adult use only.
- Qos ILUMA ONETH and SMARTCORE STICKS are for adults who would otherwise continue to use tobacco or nicotine-containing products.
- Children and adolescents should never use 1QOS ILUMA ONETH or SMARTCORE STICKSTH under any circumstances.
- This product should not be used by persons with reduced physical, sensory or mental capabilities or lack of knowledge unless they have been given supervision or instruction to use the product in a safe way and understand the hazards involved.

Tobacco and Nicotine

- SMARTCORE STICKSTM contains nicotine, which is addictive.
- 1QOS ILUMA ONETM and SMARTCORE STICKST are not risk-free. The best way to reduce tobacco-related health risks is to quit tobacco and nicotine use altogether.
- Nicotine is naturally present in the tobacco used in SMARTCORE STICKS. Some users may experience abdominal pain, chest pain, choking sensation, cough, difficulty breathing, dizziness, dry mouth, dry throat,

gingivitis, headache, malaise, nasal stuffiness, nausea, mouth irritation, palpitations, throat irritation, and vomiting.

- Nicotine-containing products should not be used by people who have or are at risk of heart diseases, are diabetic, or are epileptic or are experiencing seizures.
- Nicotine-Containing products should not be used during pregnancy or while breastfeeding. If you are pregnant, breastfeeding or think you may be pregnant, you should quit tobacco and nicotine use altogether.
- Stopping smoking or switching to IQOS ILUMA ONE and SMARTCORE STICKS or other nicotine-containing products may require the adjustment of the dosing of certain medicines (e.g. theophylline, clozapine, ropinirole).

If you have questions about whether you should use IQOS ILUMA ONETM or SMARTCORE STICKS given an existing health condition, you should consult a health care professional.

IMPORTANT SAFETY INFORMATION

A WARNING Choking, Ingestion and Handling Hazard Keep IQOS ILUMA ONETM and SMARTCORE STICKS out of reach of children and pets at all times

CHOKING HAZARD -SMARTCORE STICKSTM Contain small metal parts with sharp edges.

INGESTION HAZARD

Swallowed SMARTCORE STICKSTM can cause serious injury to internal organs due to small metal parts with sharp edges.

Swallowed SMARTCORE STICKS can pose a risk of nicotine intoxication.

If SMARTCORE STICKS are swallowed, seek medical attention immediately. **HANDLING HAZARD** – Do not take apart SMARTCORE STICKSTM as they contain small metal parts with sharp edges. Always dispose of SMARTCORE STICKSTM immediately after use according to local waste disposal regulations.

WARNING Electronic and Battery Hazards

- Failure to follow these Safety Warnings and Instructions could result in fire, explosion, electric shock, injury, or damage to the product or other property:
- Only Intended Users should use IQOS ILUMA ONE
- Do not use IQOS ILUMA ONE where the use of electronic devices is prohibited.
- Do not charge or use IQOS ILUMA ONE or accessories if damaged, tampered with or broken.
- Do not use IQOS ILUMA ONE if the battery appears to be leaking.
- Only charge IQOS ILUMA ONE indoors, as indicated by symbol, using a manufacturer-approved Charging Cable (supplied in the box) and Power Adaptor (supplied in the box), for charging purposes. Do not Use accessories not approved by manufacturer. Refer to Technical
- Data section and www.iqos.com for details applicable to the mobility kit you purchased.
- This product must only be charged using Safety Extra
- Low Voltage. Refer to the Technical Data section of this User Guide for details.
- Do not use, charge, or store IQOS ILUMA ONETM in places with high temperatures (Such as inside a car in Summer, or near heat sources such as radiators or tires).
- Do not use IQOS ILUMA ONE where flammable materials, liquids and gases are present
- IQOS ILUMA ONE, Power Adaptor and Charging
- Cable should not be exposed to any liquid. Do not touch them if they become wet or have been immersed in

any liquid.

- Do not clean the device with any cleaning agent.
- Clean the USB charging port of the IQOS ILUMA ONE periodically to avoid accumulation of foreign materials (such as dust particles), and inspect USB port for foreign materials before using USB connector.
- Glose cap of the device after uSe to avoid accumulation of foreign materials (such as dust particles) in the heating chamber, and inspect the heating chamber for foreign materials before using SMARICORE STICKS
- Handle with care. Do not drop IQOS ILUMA ONETM or Subject it to strong shock.
- This product contains no uSer-serviceable parts. Do not attempt to open, modify, service, disassemble or repair any component of IQOS ILUMA ONE or to replace any of the components or batteries.
- Do not use this prodctut if it has been exposed to eXcessive cold, heat or moisture.
- Do not touch IQOS ILUMA ONETH and/or its accessories if they overheat, spark, fume, ignite, or burn. If applicable and possible, use caution to shut off or disconnect power Supply.
- Do not attempt to insert any object in the heating chamber other than SMARTCORE STICKSTM
- Device can only be operated at temperatures >0°C/<40°C
- SMARTCORE STICKSM are single use only and should never be re-USed, lit with a match, lighter or any other flame source.

Battery Risks

Qos ILUMA ONET is powered with sealed Lithium-ion (Li-ion) batteries. Under normal conditions of use, the battery is sealed. If you notice that battery fluid eaks, follow these precautions:

- If fluid from leaked battery is swallowed, seek medical attention immediately.
- Do not induce vomiting or ingest food or drink.
- If fluid from leaked battery is inhaled, get fresh air and seek medical attention.
- If fluid from battery is in contact with skin, wash the affected area, including hands and do not touch eyes.
- If fluid from leaked battery is in contact with eyes, immediately flush with clean running water for at least 15 minutes and seek medical attention.

CAUTION Hot Aerosol Risk

- When using 1QOS ILUMA ONE under hot and humid weather conditions, the water in the aerosol makes the aerosol temperature teel very hot.
- To help avoid this sensation, store SMARTCORE STICKSTM in a clean, dry, and Cool place. Do not expose product to high humidity Conditions or direct Sunlight.
- Do not use SMARTCORE STICKST that have been exposed to excessive heat or moisture.
- Do not remove SMARTCORE STICKTH while in use.
- If you experience discomfort, stop using the product and contact a health care professional.

CAUTION Allergic Reaction Risk

Using 1QOS ILUMA ONETH cOuld cause an allergic reaction, such as swelling of the tace, lips, tongue, gums, throat, or body, difficulty breathing, or wheezing

Stop using 1QOS ILUMA ONETH and seek medical attention immediately if you experience any of the symptoms above as they may indicate a serious allergic reaction.

Use of SMARTCORE STICKST

- Only use IQOS ILUMA ONET™ with SMARTCORE STICKS specifically designed for 1QOS ILUMA ONET devices.
- Never use IQOSILUMA ONEM with a cigarette or similar products.
- Do not use SMARTCORE STICKS with previous IQoS device generations (1QOS 3 DUOH or earlier).
- Do not modify SMARTCORE STICKSTH in any way or add any substance to SMARTCORE STICKST™. Doing so may cause injury.

Storage

- Device must be stored in a clean, dry, and cool place. Do not store in temperatures above 60°C.
- Store in a place inaccessible to children.

Reporting of adverse events or incidents

If you experience any unwanted health effect when using 1QOS ILUMA ONETM and/or SMARTCORE STICKSTM, consult a health care professional.

You can report any adverse event or incident directly by contacting your local Customer Care (details can be found in the Customer Care booklet). By reporting side effects, you can help provide more information on the safety of this product.

Warranty

For more information please go to www.iqos.com

TECHNICAL DATA

Device: 1QOS ILUMA ONETM

- Model M0004
- Battery type: Li-ion rechargeable battery
- Input: 5V=0.2A
- Bluetooth® 5.0

The IQOSILUMA ONETH is marked with the symbol D followed by “SxxAxx, which indicates the IQOS ILUMA ONETM can only be charged using one of the approved Power Adaptor models listed below.

Power Adaptor:

- Model: S52A21, S21A20, S21A22, S21A23, S21A25, S21A27, S82A40, S82A41, S82A42, S82A43, S82A45, S82A46
- Input: 100 V-240 V 50-60 Hz 0.3 A
- Output: 5V=0.2 A
- Output power: 10.0 W
- Average active efficiency: 79.0%

- No load power consumption: <0.09 W
- Use with Charging Cable

INFORMATION FOR DISPOSING OF IQOS ILUMA ONETM Valid across the European Union and EEA This symbol on the product or on its packaging indicates that this product and its individual parts (including batteries) must not be disposed of with your other household waste. Instead, it is your responsibility to dispose of your waste equipment by bringing it to a designated collection point for the recycling of waste electrical and electronic equipment. In addition, waste batteries can be returned free of charge at the point of sale. The separate collection and recycling of your waste equipment (including batteries) at the time of disposal will help to conserve natural resources and ensure that it is recycled in a manner that protects human health and the environment. Disposing of waste equipment as unsorted municipal waste (e.g. by waste incineration or land filling) can have negative effects on the environment and human health. For more information about where you can drop off your waste equipment for recycling, please contact your local city office, your local household waste disposal service or the shop where you purchased the product. The local importer of the product will provide for the financing of the treatment and recycling of waste equipment returned through these designated collection points in accordance with local requirements.

BATTERY REMOVAL INSTRUCTIONS (FOR DISPOSAL AND RECYCLING)

Batteries must not be removed by the consumer. At end of product life, only an authorized recycler may safely remove batteries by following the steps below.

IQOS ILUMA ONETH Device:

- Step 1: The device should be fully discharged before disassembling it.
- Step 2: Remove the cosmetic COVER and screws at the bottom of the device.
- Step 3: Slide the assembly out from housing.
- Step 4: Remove screws from the USB bracket and lift the FPC.
- Step 5: Disconnect the battery connector and lift it up.
- Step 6: Using a wide flat, non-sharp tool remove battery by pushing from the opening behind the engine frame to disengage the battery from the adhesive.
- Step 7: Dispose of the according to local regulations.

Confirmation of Compliance

Hereby, Philip Morris Products S.A. declares that IQOS ILUMA ONETH is in compliance with the essential requirements and other relevant provisions of Directive 2014/53/EU. The official Declaration of Conformity may be found at

www.pmi.com/declarationofconformity

IQOS ILUMA ONETH Operates within the 2.402 – 2.480GHz frequency band with a maximum RF output power below 10.0 dBm. This device complies with the RF exposure limits and has been evaluated in compliance with the portable exposure conditions according to EN 62311:2008. Designed and manufactured under the authority of Philip Morris Products S.A., Quai Jeanrenaud 3, 2000 Neuchâtel, Switzerland.

Bluetooth

The Bluetooth word mark and logos are registered trademarks owned by Bluetooth SIG, Inc. and any use of such marks by Philip Morris Products S.A. and its affiliates is under license. Other trademarks and trade names are those of their respective owners.

Further information regarding the firmware license for IQOS ILUMA ONETH is available on www.iqos.com. 2021 Copyright Philip Morris Products S.A.

Documents / Resources

<p>IQOS ILUMA ONE</p> <p>User Guide</p>	<p>IQOS ILUMA One Lambda Heat Not Burn [pdf] User Manual ILUMA One Lambda Heat Not Burn, ILUMA One, Lambda Heat Not Burn, Heat Not Burn</p>
---	---