



IOGEAR GCS1212TAA4 PP4.0 Secure KVM Remote Port Selector User Guide

[Home](#) » [logear](#) » IOGEAR GCS1212TAA4 PP4.0 Secure KVM Remote Port Selector User Guide 

Contents

- [1 IOGEAR GCS1212TAA4 PP4.0 Secure KVM Remote Port Selector](#)
- [2 Package Content](#)
- [3 System Requirements](#)
- [4 Overview](#)
- [5 Hardware Installation](#)
- [6 Limited Warranty](#)
- [7 Documents / Resources](#)
- [8 Related Posts](#)



IOGEAR GCS1212TAA4 PP4.0 Secure KVM Remote Port Selector



Package Content

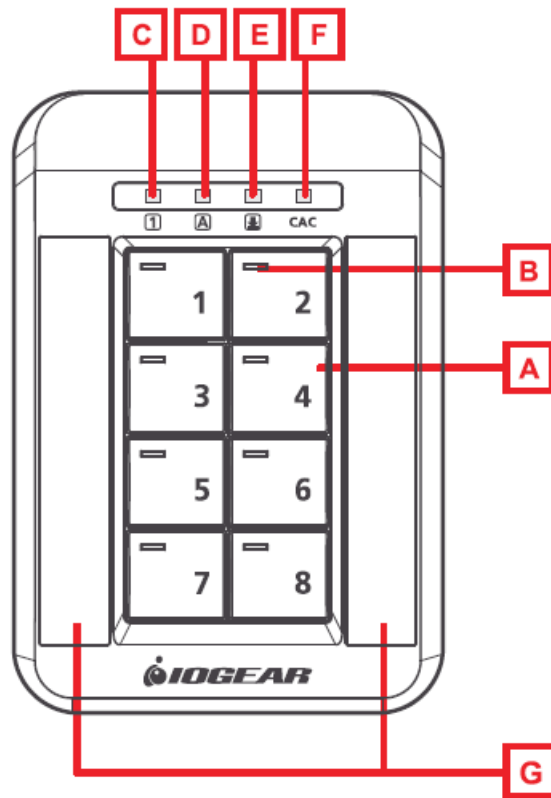
- 1 x GXRMSW01
- 1 x Quick Start Guide
- 1 x Warranty Card

System Requirements

IOGEAR PP4.0 Secure KVM

- GCS1212TM4, GCS1214TM4, GCS1218TM4,
- GCS1222TM4, GCS1224TM4, GCS1228TM4,
- GCS1312TM4, GCS1314TM4, GCS1322TM4,
- GCS1324TM4, GCS1412TM4, GCS1414TM4,
- GCS1418TM4, GCS1422TM4, GCS1424TM4,
- GCS1428TM4, GCS1212TM4C, GCS1214TM4C,
- GCS1218TM4C, GCS1222TM4C, GCS1224TM4C
- GCS1228TM4C, GCS1312TM4C, GCS1314TM4C,
- GCS1322TM4C, GCS1324TM4C, GCS1412TM4C,
- GCS1414TM4C, GCS1418TM4C, GCS1422TM4C,
- GCS1424TM4C, GCS1428TM4C

Overview

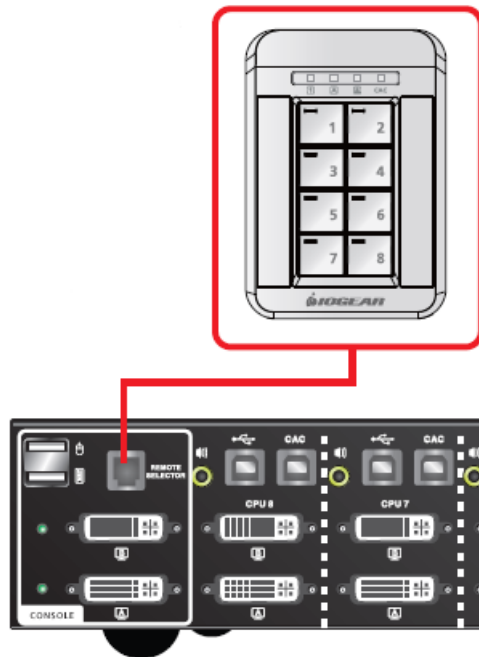


Hardware Installation

Connect the cable on the GXRMSW01 to IOGEAR PP4.0 Secure KVM RPS port.

Notes:

1. Connect GXRMSW01 before IOGEAR PP4.0 Secure KVM is power on
2. Any connection of GXRMSW01 after IOGEAR Secure KVM is powered on will not be detected by the KVM
3. When attached to a 2-Port Secure KVM Switch, only pushbuttons numbered 1 and 2 will be detected and functional
When attached to a 4-Port I Secure KVM Switch, only pushbuttons numbered 1, 2, 3 and 4 will be detected and functional
When attached to an 8- Port Secure KVM Switch, eight pushbuttons will be detected and functional



Warning – If a mechanical intrusion is detected by the RPS (connected with the switch and aligned), this will permanently disable both the RPS itself and the switch and all LEDs (on RPS) and the front panel LEDs except the Power LED (on switch) will flash continuously.

Limited Warranty

This product carries a 3-year limited or lifetime warranty. For the terms and conditions of this warranty, please go to <https://www.iogear.com/support/warranty>
Register online at <https://www.iogear.com/register>

Important Product Information

Product Model _____

Serial Number _____

Contact _____

WE'RE HERE TO HELP YOU!

NEED ASSISTANCE SETTING UP THIS PRODUCT?

Make sure you:

1. Visit www.iogear.com for more product information
2. Visit www.iogear.com/support for live help and product support

IOGEAR

iogear.custhelp.com

support@iogear.com

www.iogear.com

EMC Information

FEDERAL COMMUNICATIONS COMMISSION STATEMENT:

This equipment has been tested and found to comply with the limits for a Class A digital device, pursuant to part 15 of the FCC Rules. These limits are designed to provide reasonable protection against harmful interference

when the equipment is operated in a commercial environment. This equipment generates, uses and can radiate radio frequency energy and, if not installed and used in accordance with the instruction manual, may cause harmful interference to radio communications. Operation of this equipment in a residential area is likely to cause harmful interference in which case the user will be required to correct the interference at their own expense.

FCC Caution: Any changes or modifications not expressly approved by the party responsible for compliance could void the user’s authority to operate this equipment.

Warning: Operation of this equipment in a residential environment could cause radio interference.

This device complies with Part 15 of the FCC Rules. Operation is subject to the following two conditions:


- 1. this device may not cause harmful interference and
- 2. this device must accept any interference received, including interference that may cause undesired operation.

CE Statement

This device has been tested and found to comply with the following European Union directives: Electromagnetic Capability (2014/30/EU) and Low Voltage (2006/95/EC).

WARNING: This product may expose you to chemicals including Cadmium which is known to the State of California to cause cancer, birth defects or other reproductive harm. For more information, go to www.P65Warnings.ca.gov

Documents / Resources

	IOGEAR GCS1212TAA4 PP4.0 Secure KVM Remote Port Selector [pdf] User Guide GCS1212TAA4 PP4.0 Secure KVM Remote Port Selector, GCS1212TAA4, PP4.0 Secure KVM Remote Port Selector, KVM Remote Port Selector, Remote Port Selector, Port Selector, Selector
---	---