

Contents [[hide](#)]

- 1 [invisalign ClinCheck Software](#)
- 2 [Preferences templates explained](#)
- 3 [Getting started + Resources](#)
- 4 [Support is available](#)
- 5 [FAQ](#)
- 6 [Documents / Resources](#)
 - 6.1 [References](#)



invisalign ClinCheck Software

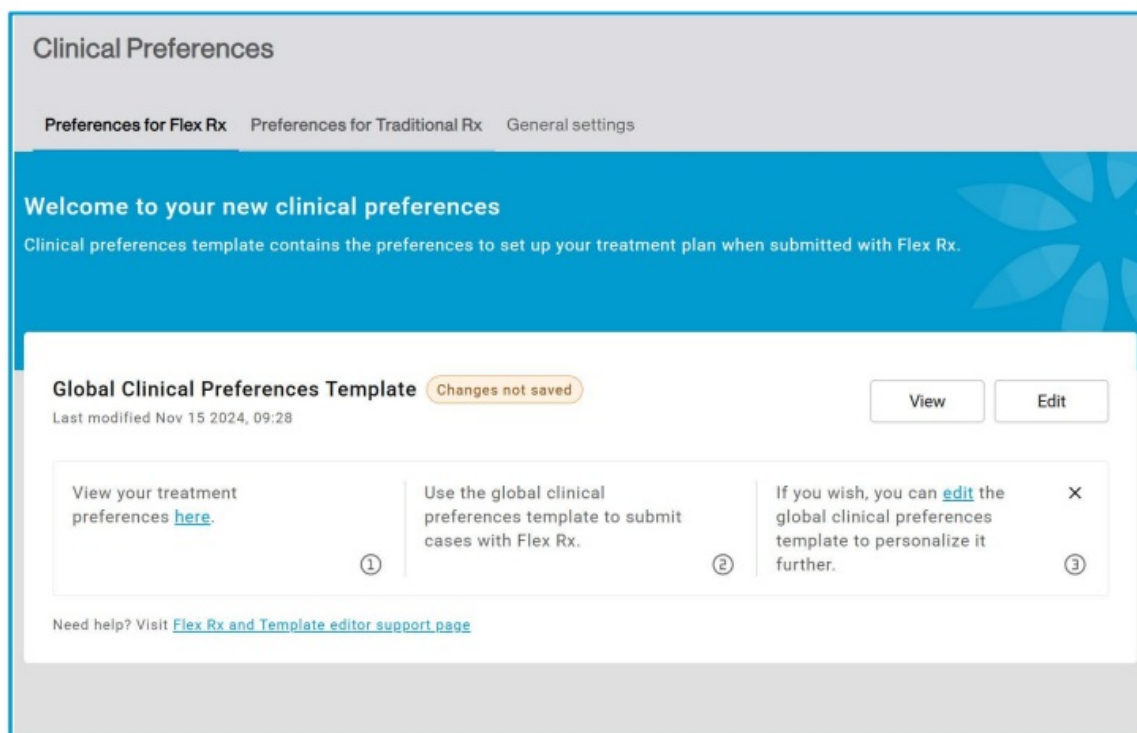


Specifications

- Product Name: Global Clinical Preferences Template
- Features: Streamlined Flex Rx form, personalized clinical preferences
- Compatibility: Works with Invisalign Doctor Site
- Availability: Activated with Global clinical preferences template
- Support: On-demand training, virtual workshops, 1:1 help

Save time and deliver treatment plans with confidence.

The Global clinical preferences template gives you a foundational start to unlock a more efficient and predictable ClinCheck treatment planning experience, giving you time back for what matters most. Built from the experience of 20 million smiles, personalized by you.



Preferences templates explained

A preferences template is a pre-defined set of general and clinical indication-specific treatment preferences:

- Programmed into a template.
- Automatically applied to each new patient order using the streamlined Flex Rx form.

Your Global clinical preference template is created from two categories of preferences*



* Your general clinical preferences from the radio buttons in the Invisalign Doctor Site are automatically included when you are activated with the Global clinical preferences template. Written special instructions are not automatically incorporated.

Getting started + Resources

The Global clinical preferences template unlocks the new ClinCheck signature experience.

1. Review and personalize your new preferences

Visit your new clinical preferences page to review your Global clinical preferences template.

2. Explore the Flex Rx form

Watch the overview video to learn how to submit and customize an order with the new Flex Rx form or practice in the demo mode.

3. Learn more & get help with your preferences

Review on-demand training, attend a virtual workshop, or schedule 1:1 help on the support tab.

Personalize your preferences using the Template editor

Use the Template editor to customize preferences for all future Flex Rx orders.

- The Template editor menus are pre-filled with the preferences in your Global clinical preferences template.
- Change your preferences at any time, instantaneously.
- More customization options are also available.
- Practice in the Template editor demo mode and explore the customization options.

Global Clinical Preferences Template (applicable to Flex Rx cases)
Updated on Apr 7 2025 10:16:36 • 3 days ago

IPR

Arch to treat

Missing teeth

Extractions

Malocclusion correction

Crowding

Spacing

Midline

Anterior-Posterior correction

Posterior crossbite

Anterior correction

Anterior leveling

Overbite

Aligner features

Overcorrection for space closure


Passive/active aligners

Adult

[Review Align Default](#)

Select segments where IPR is allowed

Right Left



Limit anterior IPR per contact

0.5 0.4 0.3 0.2

Limit posterior IPR per contact

0.5 0.4 0.3 0.2

IPR timing (roundtripping) ⓘ

☒ Perform alignment after IPR

☐ Perform alignment before IPR

Stage to delay

No delay

Schedule IPR

☒ Based on access to contacts

☐ Every (certain number) stages

☐ At specific stages

"Delay IPR" is set to stage 1, "Schedule IPR" is set to "Based on access to contacts" for limited stage products.

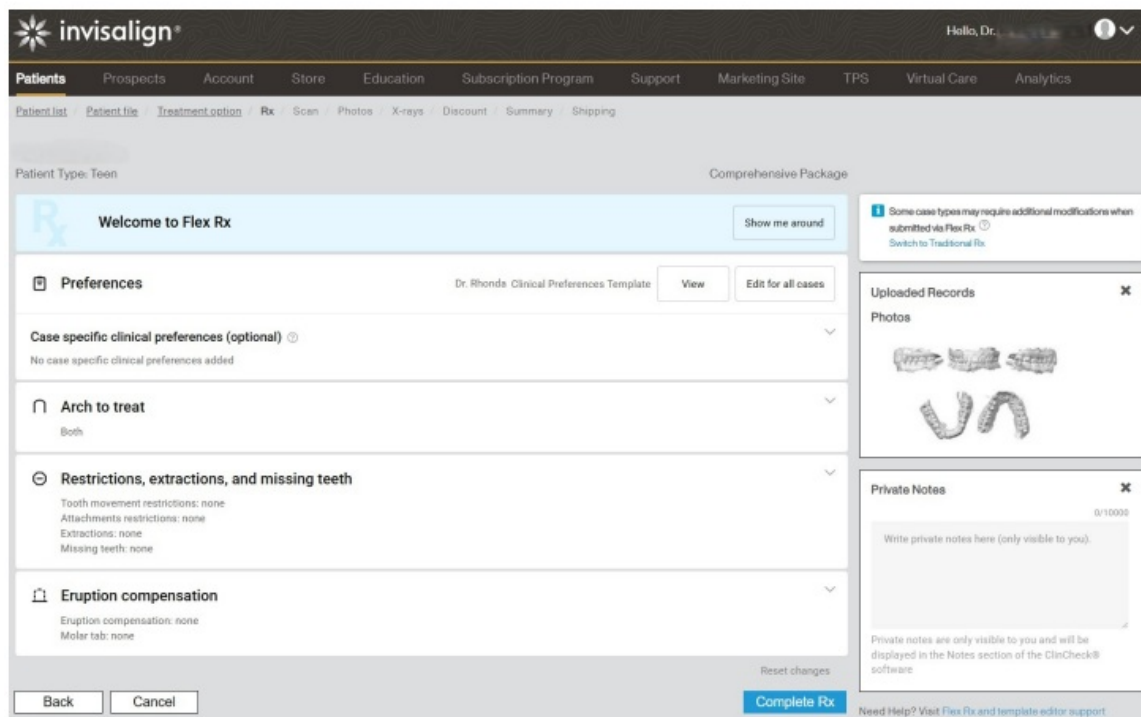
Teen

Template editor example view

Explore the Flex Rx form

Review the streamlined Flex Rx case submission form.

- Your Global clinical preferences template will be automatically applied.
- View your detailed preferences in the Flex Rx form.
- Modify only the prescription options unique to each patient in the drop-down menus.
- Visit the Flex Rx quick start guide or watch the overview video to learn about case-specific customization options.
- Practice in the Flex Rx demo mode and explore the customization options for specific cases



Flex Rx example view

Easy customization

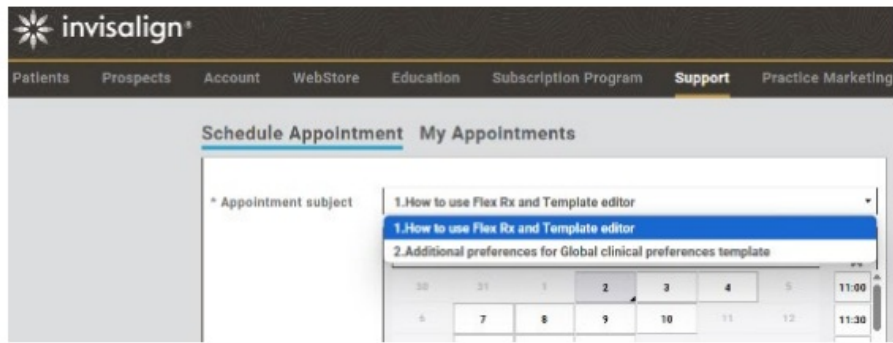
You have full freedom to customize for patient-specific needs, your personal clinical approach, or handle exceptions to your existing preferences. Customize your preferences template in three different ways.

- Applied to all cases
In your clinical preferences Template editor
Applied to individual patient case only
- During case review
Plan Editor, 3D controls & ClinCheck® Live Update

Support is available

Questions? Want to learn about personalizing your preferences further? Reach out to our support team.

Visit the Align education site, ClinCheck signature experience page, to view how-to videos and on-demand training. Access the appointment scheduler from any of the Flex Rx and Template editor support page links.




©2025 Align Technology, Inc. Align, Invisalign, ClinCheck and the starflower mark are trademarks of Align Technology, Inc. A031562 Rev A Apr 10, 2025

FAQ

- **Q: Can I automatically incorporate written special instructions into my preferences template?**
A: No, written special instructions are not automatically incorporated into the Global clinical preferences template.
- **Q: How can I customize my preferences for specific cases?**
A: You can customize preferences for specific cases during case submission using the Flex Rx form case-specific clinical preferences.
- **Q: Where can I find resources to learn more about personalizing my preferences?**
A: You can access on-demand training, virtual workshops, and 1:1 help on the support tab of the Align education site.

Documents / Resources

	<p>invisalign ClinCheck Software [pdf] User Guide</p> <p>ClinCheck, ClinCheck Software, Software</p>
---	--

References

- [User Manual](#)

Leave a comment

Your email address will not be published. Required fields are marked *

Comment *

Name

Email

Website

☐ Save my name, email, and website in this browser for the next time I comment.

Post Comment

Search:

Search

[Manuals+](#) | [Upload](#) | [Deep Search](#) | [Privacy Policy](#) | [@manuals.plus](#) | [YouTube](#)

This website is an independent publication and is neither affiliated with nor endorsed by any of the trademark owners. The "Bluetooth®" word mark and logos are registered trademarks owned by Bluetooth SIG, Inc. The "Wi-Fi®" word mark and logos are registered trademarks owned by the Wi-Fi Alliance. Any use of these marks on this website does not imply any affiliation with or endorsement.