



## INVACARE Matrx Flo Tech Image User Guide

[Home](#) » [INVACARE](#) » INVACARE Matrx Flo Tech Image User Guide 



**Yes, you can.®**

**matrx®**  
SEATING SERIES  
Flo-tech™ Image



## Contents





- [1 Matrx Flo Tech Image](#)
- [2 Features and Options](#)
- [3 Technical data](#)
- [4 Colours](#)
- [5 Documents / Resources](#)
  - [5.1 References](#)
- [6 Related Posts](#)

## Matrx Flo Tech Image

Slimline cushion with fluid sac

The Invacare Matrx Flo-tech Image cushion uses a combination of a slim, shaped foam cushion base and a fluid sac covering the sacral area, increasing pressure distribution and immersion of the ischial tuberosities. This design delivers a high degree of protection to users who are at High Risk of developing pressure ulcers. This slim cushion format is ideal for both chair and wheelchair use.

## Features and Options

			
Ingress Resistant Cover Cover is two-way stretch, waterresistant and vapour-permeable. Cover features an anti-slip base with carry handle.	Available in 23 sizes The Invacare Matrx Flo-tech Image is available in a range of 23 sizes, from 360 x 330 to 460 x 410 mm. (See size chart for details).	Integral Sag Compensator option Option of sag compensator to accommodate the sag in wheelchair seats, and ensure the cushion is correctly presented.	Ultra-fresh™ added to all cushions for antimicrobial and odour protection Antimicrobial treatment that has been added to all Flo-tech foam to help make it resistant to the growth of odour causing bacteria. Helps provide longer lasting freshness.

## Slimline contoured foam and gel combination cushion

Some users prefer a slimline cushion, finding it more compatible with their daily living activities. The Invacare Matrx Flo-tech Image combines the benefit of a contoured foam upper surface with a large fluid sac covering the ischial and sacral area, offering increased support and reducing the peak pressures.






## Contoured seating surface with gel sac

Offers improved stability and postural support; moulded foam castellations and fluid combine effectively to reduce shear and friction forces on tissue.

## Technical data

For more comprehensive pre-sales information about this product, including the product's user manual, please see your local Invacare website.





## Matrix Flo-tech Image

Various sizes	Height	Total product weight	Max. user weight <sup>1</sup>	Max. cleaning temperature
				
A range of 50 sizes	78 mm	1.82 kg	140 kg	80°

Manufactured to European Standards:  
BS EN 1021-1 Cig, BS EN 1021-2 Match and BS 7176 (Crib 5)

1. Guide maximum user weight limits are set assuming that the cushion selected is of appropriate width and depth for the intended user/s.

## Colours

Black Smooth	Black wipedown	Black spacer fabric	Baltic Blue
			

Invacare International GmbH  
Neuhofweg 51  
4147 Aesch BL  
Switzerland  
Tel: +44 61 487 70 70  
[hqeuropa@invacare.com](mailto:hqeuropa@invacare.com)  
[www.invacare.eu.com](http://www.invacare.eu.com)

© 2023 Invacare International GmbH. All rights reserved. All information quoted is believed to be correct at time of print. Invacare reserves the right to alter product specifications without prior consultation. EU – 04/23



***Yes, you can.®***

---

## Documents / Resources



[INVACARE Matrix Flo Tech Image](#) [pdf] User Guide  
Matrix Flo Tech Image, Matrix Flo, Tech Image, Image

## References

- [Home | Invacare Europe](#)
- [User Manual](#)