



intwine connect ICG-200 Series Edge Computer User Guide

[Home](#) » [intwine connect](#) » intwine connect ICG-200 Series Edge Computer User Guide 

Contents

- [1 intwine connect ICG-200 Series Edge Computer](#)
- [2 What's In The Box](#)
- [3 ICG-200 LED indicator guide](#)
- [4 Configuring your ICG-200](#)
- [5 CERTIFICATIONS, LICENSES, AND WARNINGS](#)
 - [5.1 FEDERAL COMMUNICATION COMMISSION INTERFERENCE STATEMENT](#)
- [6 Documents / Resources](#)
- [7 Related Posts](#)



intwine connect ICG-200 Series Edge Computer



What's In The Box

Top View



- A** 1 Intwine Connect ICG-200 series router
- B** 2 circular 2.4Ghz WiFi antennas
- C** 2 4G LTE antennas
- 1 5ft ethernet cable*
- 1 12V DC power supply*

Front View




Front View

- A** Power
- B** RS232 serial port
- C** RS485 terminal block
- D** 2 RJ45 ethernet ports


Have questions? Contact us at info@intwineconnect.com

Back View




- A** 2 Cellular Antennas
- B** 2 WiFi Antennas
- C** 2 Standard/Mini/2FF SIM card slots
- D** 1 HDMI port
- E** 3 USB ports


ICG-200 LED indicator guide




Power: Steady RED when power is ON



Status: Blinks green every 1 second at 50% utilization



WiFi: Off when Wifi is disabled, steady green when WiFi is enabled



3G/4G: Blinks green when connecting, and steady green when connected to cellular network. Off when not configured

Configuring your ICG-200

1. Using a computer or mobile device, connect to the ICG's WiFi network. Use the name (SSID) and Default Password printed on the label on the bottom of the ICG.
2. Open a web browser (e.g. Chrome, Firefox, Safari, etc.) and browse to the address <http://192.168.10.1> to access your ICG Configuration Page.

NOTE: If you receive a security warning, dismiss it.

3. Enter admin as the username and use the Admin Password from the ICG label.
Click the Login button. In a few moments you will be redirected to the Configuration Page.
4. To change default SSID & password select Network Configuration and select WiFi from navigation menu.
When changes are done, you may need to reconnect to WiFi network.
5. Create a remote management portal account at rmp.intwineconnect.com

For more information, including advanced configurations and mounting instructions, see the complete ICG's User's Guide at www.intwineconnect.com



CERTIFICATIONS, LICENSES, AND WARNINGS

This Quick Start Guide contains safety, handling, disposal, regulatory, trademark, copyright, and software licensing information. Read all safety information below and operating instructions before using the ICG device to avoid injury.

FEDERAL COMMUNICATION COMMISSION INTERFERENCE STATEMENT

FCC CAUTION: Any changes or modifications not expressly approved by the party responsible for compliance could void the user's authority to operate this equipment. This equipment has been tested and found to comply with the limits for a Class B digital device, pursuant to Part 15 of FCC Rules. These limits are designed to provide reasonable protection against such interference in a residential installation.

This equipment generates, uses, and can radiate radio frequency energy and, if not installed and used in accordance with the instructions provided by Intwine Connect, may cause harmful interference to radio communications. This device must accept any interference received, including interference that may cause undesired operations. However, there is no guarantee that interference will not occur in a particular installation.

If this equipment does cause harmful interference to radio or television reception, which can be determined by turning the equipment off and on, the user is encouraged to try to correct the interference by using one or more of the following measures:

- Reorient or relocate the receiving antenna.
- Increase the separation between the equipment and receiver.
- Connect the equipment into an outlet on a circuit different from that to which the receiver is connected.
- Consult the dealer or an experienced radio or television technician for help.

Changes or modifications not expressly approved by Intwine Connect, LLC could void the user's authority to operate the product.

RF Exposure

The equipment complies with FCC radiation exposure limits set forth for an uncontrolled environment. This device should be installed and operated with minimum distance 20cm between the radiator & your body. This transmitter must not be co-located or operating in conjunction with any other antenna or transmitter. The availability of some specific channels and/or operational frequency bands is country dependent and firmware programmed at the factory to match the intended destination. The firmware setting is not accessible by the end user.

Radiation Exposure Statement

This equipment complies with IC radiation exposure limits set forth for an uncontrolled environment. This equipment should be installed and operated with minimum distance 20cm between the radiator & your body..

SAFETY AND HAZARDS – Under no circumstances should the ICG device be used in any areas: (a) where explosives are being used; (b) where explosive atmospheres may be present; or (c) that are proximate to any equipment which may be susceptible to any form.

SAFETY AND HAZARDS – Under no circumstances should the 4GR device be used in any areas: (a) where explosives are being used ; (b) where explosive atmospheres may be present; or (c) that are proximate to any equipment which may be susceptible to any form of radio interference where such interference would result in harm of any kind. In such areas, the 4GR device **MUST BE POWERED OFF AT ALL TIMES** (since the device otherwise could transmit signals that might interfere with such equipment)

NOTE – The ICG was not designed for safe in-vehicle use and, as such, it should not be used in any moving

vehicle by the operator. In some jurisdictions, use of the ICG device while driving or operating a vehicle constitutes a civil and/or criminal offense.

OPEN SOURCE SOFTWARE – This product contains software distributed under one or more of the following open source licenses: GNU General Public License Version 2, BSD License, and PSF License Agreement for Python 2.7. For more information on this software, including licensing terms and your rights to access source code, contact Intwine at info@intwineconnect.com.

WARRANTY INFORMATION – Intwine warrants this product against defects in materials and workmanship to the original purchaser (or the first purchaser in the case of resale by an authorized distributor) for a period of one (1) year from the date of shipment. This warranty is limited to a repair or replacement of the product, at Intwine's discretion as purchaser's sole and exclusive remedy. Intwine does not warrant that the operation of the device will meet your requirements or be error free. Within thirty (30) days of receipt should the product fail for any reason other than damage due to customer negligence, purchaser may return the product to the point of purchase for a full refund of the purchase price. If the purchaser wishes to upgrade or convert to another Intwine product within the thirty (30) day period, purchaser may return the product and apply the full purchase price toward the purchase of another Intwine product. Any other return will be subject to Intwine's existing return policy.

RSS-GEN COMPLIANCE – This device complies with RSS-GEN of the Industry Canada Rules. Operation is subject to the following two conditions: (1) This device may not cause harmful interference, and (2) this device must accept any interference received, including interference that may cause undesired operation.

This radio transmitter has been approved by Industry Canada to operate with the antenna types listed below with the maximum permissible gain and required antenna impedance are strictly prohibited for use with this device.

LIMITATION OF INTWINE LIABILITY – The information contained in this Quick Start Guide is subject to change without notice and does not represent any commitment on the part of Intwine or its affiliates. INTWINE AND ITS AFFILIATES HEREBY SPECIFICALLY DISCLAIM LIABILITY FOR ANY AND ALL: (A) DIRECT, INDIRECT, SPECIAL, GENERAL, INCIDENTAL, CONSEQUENTIAL, PUNITIVE OR EXEMPLARY DAMAGES, INCLUDING WITHOUT LIMITATION FOR LOSS OF PROFITS OR REVENUE OR OF ANTICIPATED PROFITS OR REVENUE ARISING OUT OF THE USE OR INABILITY TO USE THE DEVICE, EVEN IF INTWINE AND/OR ITS AFFILIATES HAVE BEEN ADVISED OF THE POSSIBILITY OF SUCH DAMAGES, AND EVEN IF SUCH DAMAGES ARE FORESEEABLE; OR (B) CLAIMS BY ANY THIRD PARTY.

Notwithstanding the foregoing, in no event shall the aggregate liability of Intwine and/or its affiliates arising under or in connection with the device, regardless of the number of events, occurrences, or claims giving rise to liability, exceed the price paid by the original purchaser of the device.


PRIVACY – Intwine collects general data pertaining to the use of Intwine products via the Internet including, by way of example, IP address, device ID, operating system, browser type and version number, etc. For more information, contact Intwine at info@intwineconnect.com

OTHER BINDING DOCUMENTS; TRADEMARKS; COPYRIGHT – By activating or using your ICG device, you agree to be bound by Intwine's Terms of Use, User License and other Legal Policies. For more information, contact Intwine at info@intwineconnect.com

© 2021 Intwine Connect, LLC. All rights reserved. Intwine is not responsible for omissions or errors in typography or photography. Intwine, ICG and the Intwine logo are trademarks of Intwine Connect, LLC in the US and other countries. Other trademarks are property of their respective owners.

For a complete list of warnings, warranties, and other useful information about your ICG, please visit www.intwineconnect.com

Documents / Resources

	<p>intwine connect ICG-200 Series Edge Computer [pdf] User Guide ICG200NA, 2AZINICG200NA, ICG-200 Series Edge Computer, Edge Computer</p>
---	---