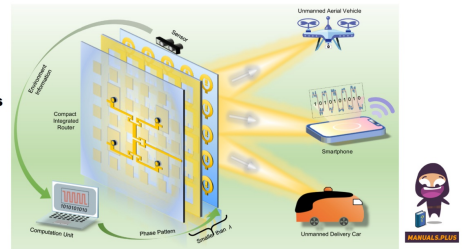


INTUITIVE  
SCWCX01 Wireless  
Power Transfer



# INTUITIVE SCWCX01 Wireless Power Transfer User Manual

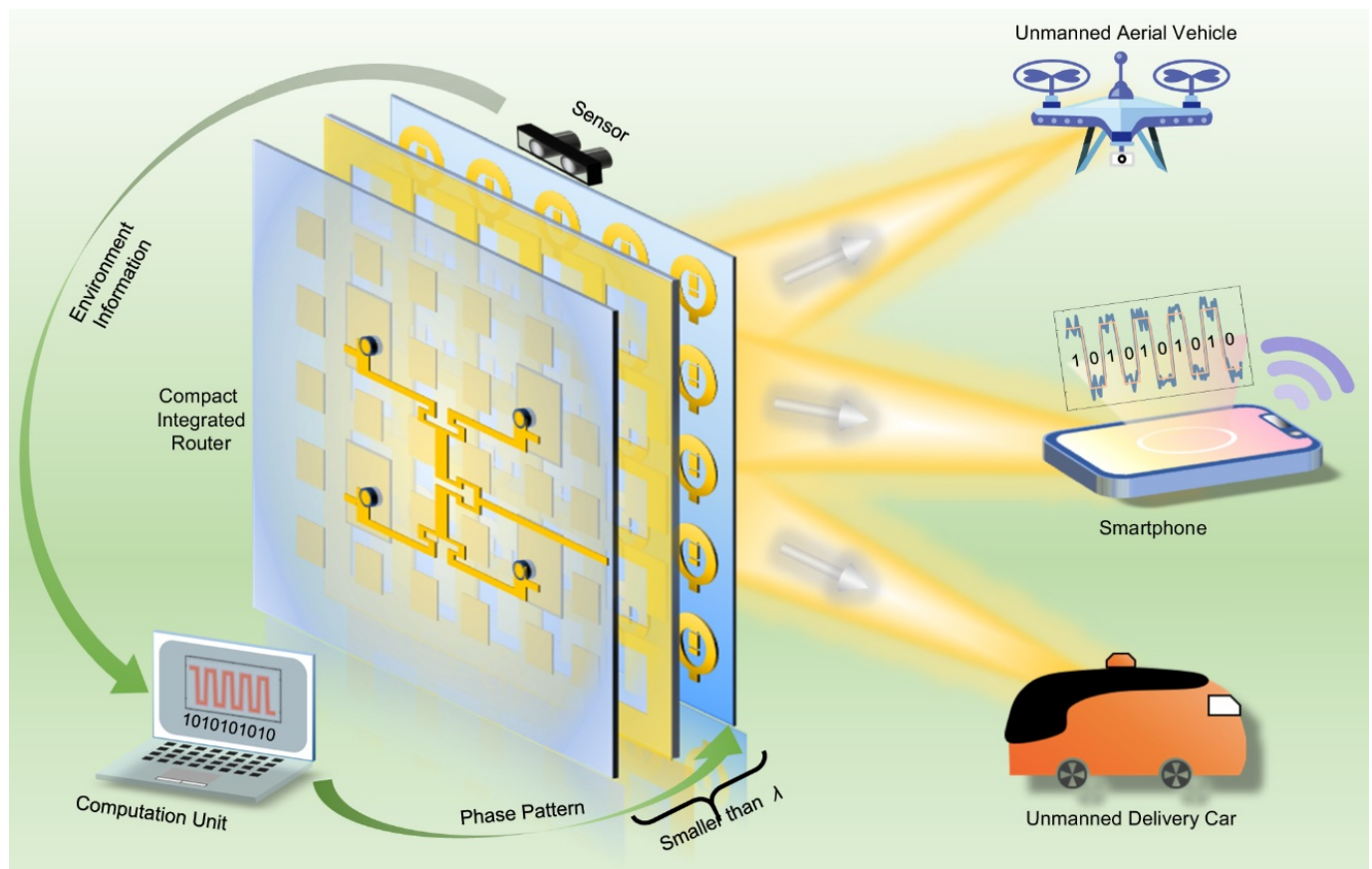
[Home](#) » [INTUITIVE](#) » INTUITIVE SCWCX01 Wireless Power Transfer User Manual 

## Contents

- [1 INTUITIVE SCWCX01 Wireless Power Transfer](#)
- [2 Specifications](#)
- [3 Installation](#)
- [4 Operation](#)
- [5 FCC STATEMENT](#)
- [6 FAQs](#)
- [7 Documents / Resources](#)
  - [7.1 References](#)

INTUITIVE

INTUITIVE SCWCX01 Wireless Power Transfer



The SCWCX01 module is a combination of an active NFC tag and a Wireless power transfer (WPT) module manufactured by Intuitive Surgical, Inc. to be installed in the host product. The intended use of the active NFC tag is to enable touchless login without manual PIN entry and the intended use of the WPT transmitter is to charge a mobile phone or tablet.

The active NFC tag module wirelessly communicates at 13.56 MHz with a mobile phone or tablet with a built-in NFC reader. The WPT transmitter provides wireless charging in a frequency range of 120 – 148.5 kHz to mobile phones or tablets. The active NFC tag has a permanently attached integral loop antenna (10 mm x 10 mm) and the WPT transmitter has a permanently attached coil antenna (50 mm diameter). Either the antenna of the active NFC tag or WPT transmitter is accessible or replaceable by the end user. For RF exposure, the compliance distance for both thermal effects and nerve stimulation is 0 cm.

## Specifications

- Model: SCWCX01
- RF Exposure Compliance Distance: 0 cm for thermal effects and nerve stimulation
- FCC ID: 2AAZF-SCWCX01
- IC: 11508A-SCWCX01

## Warnings

Ensure compliance with FCC and ISED regulations regarding RF exposure and equipment operation.

## Installation

1. Ensure the host product is labeled with the correct FCC ID and IC.
2. Install the SCWCX01 module with a minimum distance of 0 cm between the equipment and the body.
3. Do not make any changes or modifications to the module without approval from Intuitive Surgical, Inc.

## Operation

1. Follow Part 15 of the FCC Rules for operation.
2. Ensure the device does not cause harmful interference and accepts any received interference.
3. Comply with Industry Canada regulations for radio transmitter operation.
4. Choose an appropriate antenna type and gain to minimize interference with other users.

## Contact Information

For any inquiries or support, contact Intuitive Surgical, Inc. At the provided address and phone number.

## FCC STATEMENT

The host product must be labeled with the following:

### Contains FCC ID: 2AAZF-SCWCX01

The host product user manual must include the following statements: This device complies with Part 15 of the FCC Rules. Operation is subject to the following two conditions: (1) this device may not cause harmful interference, and (2) this device must accept any interference received, including interference that may cause undesired operation.” This equipment complies with FCC radiation exposure limits set forth for an uncontrolled environment. This equipment could be installed and operated with a minimum distance of 0 cm between the equipment and your body. Any changes or modifications to the SCWCX01 module that are not expressly approved by Intuitive Surgical, Inc. could void the user’s authority to operate the equipment.

## ISED

The host product must be labeled with the following:

### Contains IC: 11508A-SCWCX01

The host product user manual must include the following statements: Under Industry Canada regulations, this radio transmitter may only operate using an antenna of a type and maximum (or lesser) gain approved for the transmitter by Industry Canada. To reduce potential radio interference to other users, the antenna type and its gain should be so chosen that the equivalent isotropically radiated power (ERP) is not more than necessary for successful communication.

This device complies with Industry Canada license-exempt RSS standard(s).

Operation is subject to the following two conditions: (1) this device may not cause harmful interference, and (2) this device must accept any interference received, including interference that may cause undesired operation. This equipment complies with the Innovation, Science and Economic Development Canada RSS-102 standard for radiation exposure limits set forth for an uncontrolled environment. This equipment could be installed and operated with a minimum distance of 0 cm between the equipment and your body.

## FAQs

### Q: Can I modify the SCWCX01 module on my own?

A: No, any changes or modifications not approved by Intuitive Surgical, Inc. could void your authority to operate the equipment.


### Q: What is the minimum distance required for RF exposure compliance?

A: The minimum distance for both thermal effects and nerve stimulation compliance is 0 cm.

## CONFIDENTIAL AND PROPRIETARY – Intuitive Surgical Inc.

Intuitive Surgical, Inc. 1266 Kifer Road Sunnyvale, CA 94086 T. 408 523 2100 F.408 523 1390 [Intuitive.com](https://www.intuitive.com)

Documents / Resources

	<p><a href="#">INTUITIVE SCWCX01 Wireless Power Transfer</a> [pdf] User Manual</p> <p>SCWCX01 Wireless Power Transfer, SCWCX01, Wireless Power Transfer, Power Transfer, Transfer</p>
-----------------------------------------------------------------------------------	---------------------------------------------------------------------------------------------------------------------------------------------------------------------------------------

References

- [Intuitive.com](#)
- [User Manual](#)

[Manuals+](#), [Privacy Policy](#)

This website is an independent publication and is neither affiliated with nor endorsed by any of the trademark owners. The "Bluetooth®" word mark and logos are registered trademarks owned by Bluetooth SIG, Inc. The "Wi-Fi®" word mark and logos are registered trademarks owned by the Wi-Fi Alliance. Any use of these marks on this website does not imply any affiliation with or endorsement.