

intuis Passerelle Connect Gateway



intuis Passerelle Connect Gateway Instruction Manual

[Home](#) » [intuis](#) » intuis Passerelle Connect Gateway Instruction Manual 

Contents

- [1 intuis Passerelle Connect Gateway](#)
- [2 Product Information](#)
- [3 Product Usage Instruction](#)
- [4 PACK COMPOSITION](#)
- [5 INSTALLATION](#)
- [6 QUESTIONS](#)
- [7 Safety](#)
- [8 Radio specifications](#)
- [9 Maintenance](#)
- [10 Compatibility](#)
- [11 Apple HomeKit \(using the Home app\)](#)
- [12 DECLARATION OF CONFORMITY](#)
- [13 SYMBOLS DESCRIPTION](#)
- [14 Documents / Resources](#)
 - [14.1 References](#)



intuis Passerelle Connect Gateway



Product Information

Specifications

- **Model:** Intuis Connect with Netatmo
- **Version:** V3.2.4 (2020)
- **Compliance:** Apple HomeKit, EN 300328 V2.2.2 (2019), EN 50665 (2017), EN IEC 62368-1 (2020)
- **Voltage Input:** 100-240V
- **Frequency:** 50Hz or 60Hz

Product Usage Instruction

Installation:

1. Download the Intuis Connect with Netatmo app from the App Store or Google Play Store.
2. Open the app and create your account.
3. Plug the Intuis Connect gateway into an accessible power outlet.
4. Follow the installation steps provided in the app.

Usage:

To connect your Intuis Nativ radiators to the Intuis Connect gateway:

1. Ensure the Intuis Connect gateway is powered on and connected to your home network.
2. Open the Intuis Connect with Netatmo app on your smartphone or tablet.
3. Follow the in-app instructions to pair your radiators with the gateway.
4. You can now control and monitor your radiators remotely through the app.

FAQ:

Questions:

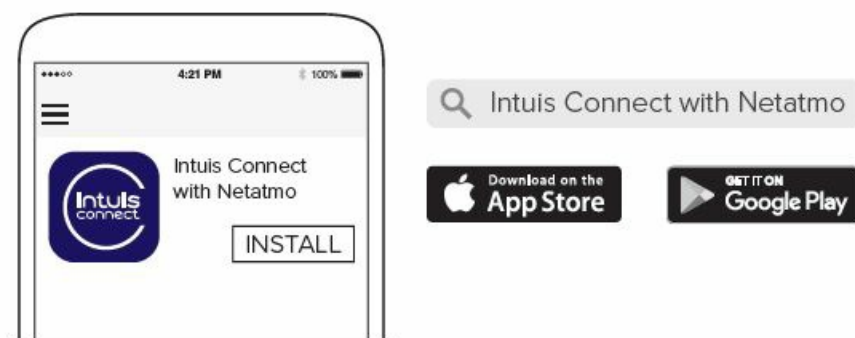
For any questions about the installation or use of Intuis Connect with Netatmo, please visit <https://intuis.fr/pro/faq/connectes>.

PACK COMPOSITION

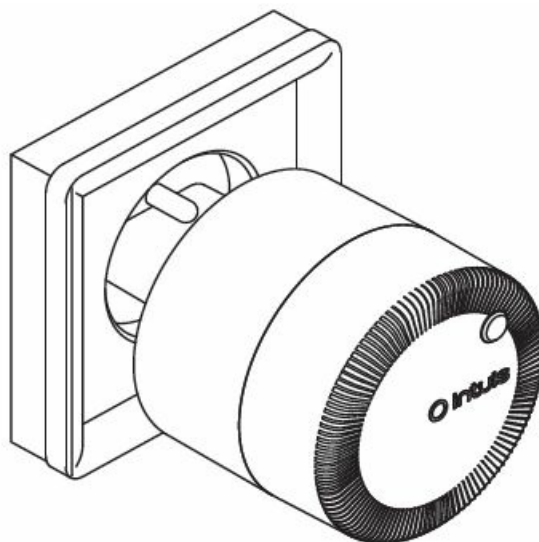
1 intuis connect gateway for intuis nativ radiators connexion.

**INSTALLATION**

1. Download the Intuis Connect with Netatmo app on the App Store or the Google Play Store. Open the App and create your account.



2. Connect the intuis connect the gateway to an accessible (or multi-outlet) power outlet.



3. Follow the installation steps in the app.

You are ready to use your intuit radiator's connected installation.

- **Compatibility with**



QUESTIONS



Safety

- The intuit connect gateway is for indoor environment use only. To be used only with a compatible electric radiator native from the brands intuit, intuit signature, Muller Intuitiv, or Noirot.
- Class II electrical equipment, voltage range 100 to 240V RMS, 50Hz or 60Hz Maximal temperature operating: 55°C

Radio specifications

Constructions with reinforced concrete, metal ceilings, and plaster walls with steel members may reduce the radio performance. This product uses the following technologies: Wi-Fi 802.11 b/g/n (2.4 – 2.4835 GHz), radio 2.4 GHz IEEE 802.15.4.

Maintenance

Packaging must be recycled. If you have a technical question, contact your intuit, intuit signature, Muller Intuitiv, or Noirot supplier, or go to www.intuis.fr.

Compatibility

- **iOS:** To control this HomeKit-enabled accessory, the latest version of iOS or iPadOS is recommended.
- **Android:** A recent version of Android with access to Google Play is recommended .

Apple HomeKit (using the Home app)

Controlling this HomeKit-enabled accessory automatically and away from home requires a HomePod, Apple TV, or iPad set up as a home hub. It is recommended that you update to the latest software and operating system.

Legal notice:

The use of the Works with Apple HomeKit logo means that an electronic accessory has been designed to connect specifically to iPod, iPhone, or iPad, respectively, and has been certified by the developer to meet Apple performance standards. Apple is not responsible for the operation of this device or its compliance with safety and regulatory standards. Please note that the use of this accessory with iPod, iPhone, or iPad may affect wireless performance. iPhone, iPod, and iPad are registered trademarks of Apple Inc., registered in the US and other countries. App Store is a service mark of Apple Inc., registered in the U.S. and other countries. HomeKit and iPadOS are trademarks of Apple Inc. iOS is a trademark or registered trademark of Cisco in the U.S. and other countries and is used under license.

- Google Play, Android, and related marks and logos are trademarks of Google LLC.
- Amazon, Alex, and all related logos are trademarks of Amazon.com, Inc. or its affiliates.




DECLARATION OF CONFORMITY

We herewith declare that Intuis Connect with Netatmo is in conformity with the Radio Equipment Directive 2014/53/UE, the RoHS Directive 2011/65/UE, and amendment (EU) 2015/863, and has been manufactured by the harmonized standards


- EN 301489-1 V2.2.3 (2019), EN 301489-17
- V3.2.4 (2020), EN 300328 V2.2.2 (2019),
- EN 50665 (2017), EN IEC 62368-1 (2020)
- IEC 62321-3-1 (2013), IEC 62321-4 (2017),
- IEC 62321-5 (2013), IEC 62321-7-2 (2017),
- IEC 62321-7-1 (2015), IEC 62321-6 (2015),
- IEC 62321-8 (2017), REACH: EU
- 1907/2006, CB: IEC 62368-1 (2018)

Full declaration: <https://intuis.fr/declaration-de-conformite>.

SYMBOLS DESCRIPTION


-  Product compliant with the EU legislation.
-  The product meets the safety requirements specified for Class II equipment according to IEC60417-5172 (2003-02).
- GXXXXX Serial number
-  Electrical products must be disposed of in conformity with national regulations for electronic waste and not

with household waste.




-  Alternative power, IEC 60417-5032 (2002-10)
- **input 100-240V~ 50-60Hz – 0.05A**
 - The product requires an AC power supply to operate properly.
 - It accepts voltage from 100 to 240V with a frequency of 50Hz or 60Hz.
- **Long-range radio connectivity:** 2400-2483.5MHz < 100mW

<http://groupe.intuis.fr>.

Documents / Resources

	<p>intuis Passerelle Connect Gateway [pdf] Instruction Manual Passerelle Connect Gateway, Connect Gateway, Gateway</p>
--	--

References

-  [Amazon.com](#)
-  [Groupe intuis | Spécialiste du confort thermique](#)
-  [intuis - More Comfort, Less Energy](#)
-  [intuis - More Comfort, Less Energy](#)
-  [CONNECTÉS](#)
- [User Manual](#)

[Manuals+](#). [Privacy Policy](#)

This website is an independent publication and is neither affiliated with nor endorsed by any of the trademark owners. The "Bluetooth®" word mark and logos are registered trademarks owned by Bluetooth SIG, Inc. The "Wi-Fi®" word mark and logos are registered trademarks owned by the Wi-Fi Alliance. Any use of these marks on this website does not imply any affiliation with or endorsement.