



# Intesis Universal Ir Air Conditioner Interface Instruction Manual

[Home](#) » [Intesis](#) » Intesis Universal Ir Air Conditioner Interface Instruction Manual

## Installation Manual

### Contents [ [hide](#)

- [1 Safety instructions](#)
- [2 Device description](#)
- [3 Installation instructions](#)
- [4 Documents / Resources](#)
  - [4.1 References](#)
- [5 Related Posts](#)

## Safety instructions




### WARNING

Follow carefully these safety and installation instructions. Improper work may lead to serious harm to your health and also may damage seriously the interface.

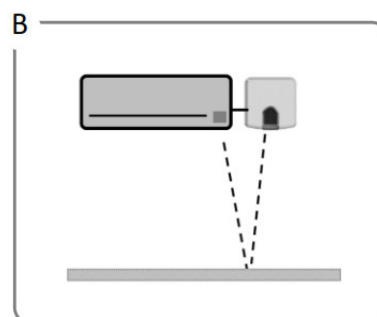
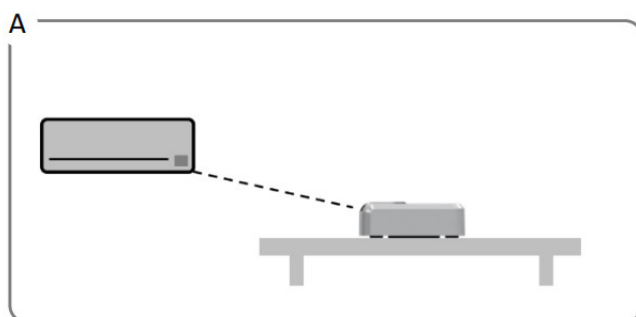
- This interface must be installed by accredited technical personnel (electrician, KNX installer, or authorized technical personnel) and following all the safety instructions given here and in accordance always with the country legislation for installation of electric equipment.
- Disconnect always from the mains electricity supply any wires from the KNX bus, the AC indoor unit, and the external power supply before manipulating and connecting them to the interface.

## Device description



## Installation instructions

1. Check the IR Universal Controller device location using your Air Conditioner IR remote controller. Make sure that you can control the AC unit properly with the IR remote controller in that location. The IR Universal Controller can be installed on a wall-mounted position or in a desktop position.



**IMPORTANT:** Keep in mind that some furniture and materials (carpets, curtains, glass, metal...) may affect IR communication.

2. Connect the KNX bus cable to the KNX Connector inside the IR Universal device.
3. Power the KNX bus.

**NOTE:** Once installation is done, follow the instructions on the user's manual for configuring and commissioning the interface. You can find the user's manual and ETS' database using the next link:

<https://www.intesis.com/products/ac-interfaces/knx-gateways/universal-knx-ir-is-ir-knx-1>


**Doc.Rev.1.1**

© HMS Industrial Networks S.L.U – All rights reserved This information is subject to change without notice





**Intesis**<sup>™</sup>  
BY HMS NETWORKS

<https://www.intesis.com>

**Documents / Resources**

	<p><a href="#">Intesis Universal Ir Air Conditioner Interface</a> [pdf] Instruction Manual Universal Ir Air Conditioner Interface INKNXUNI001I000</p>
--	---

References

-  [Waste Electrical and Electronic Equipment | Intesis](#)
-  [Waste Electrical and Electronic Equipment | Intesis](#)
-  [Intesis | Gateway solutions for Building Automation](#)
-  [KNX Gateways for Air Conditioners](#)