


[Home](#) » [Intesis](#) » **Intesis INMBSSAM001R100 NASA Units to Modbus RTU Interface Owner's Manual** 

Intesis INMBSSAM001R100 NASA Units to Modbus RTU Interface Owner's Manual



Samsung NASA units to Modbus RTU interface

Item number: INMBSSAM001R100



Samsung to Modbus RTU - 1 indoor unit

The Samsung-Modbus interface allows full bidirectional communication between Samsung NASA air conditioner units and Modbus RTU (RS-485) networks. The interface acts as a server device for the installation, accessing all signals from the air conditioner unit. A wired remote controller can also be part of the network.

Contents [[hide](#)]

- [1 Features and benefits](#)
- [2 General](#)
- [3 Identification and Status](#)
- [4 Physical Features](#)
- [5 Certifications and Standards](#)
- [6 Use Case](#)
- [7 Documents / Resources](#)
 - [7.1 References](#)

Features and benefits

✔ Modbus RTU (EIA-485) server device

The interface acts as a Modbus server device through its Modbus RTU (EIA-485 connector) port.

✔ Energy savings through a window contact function

This function helps minimize costs, as HVAC systems are a major building energy consumer.

✔ AC unit control by both the remote and Modbus RTU

The AC unit can be simultaneously controlled by the manufacturer's remote controller and Modbus RTU.

✔ Multiple mounting options

Mounting options include DIN rail, wall, or, in some AC models, even inside the indoor unit.

✔ Dual configuration options

Configuration is carried out through the interface's onboard DIP switches and the Modbus interface.

✔ Total unit control and monitoring from Modbus RTU

Through internal variables, running hours counter (for maintenance purposes), and error indication.

✔ No external power required

The interface is powered directly from the AC unit, so no external power supply is required.

General

Net Width (mm)	53
Net Height (mm)	58
Net Depth (mm)	93
Net Weight (g)	100
Packed Width (mm)	11
Packed Height (mm)	9
Packed Depth (mm)	14
Packed Weight (g)	150
Operating Temperature °C Min	-25
Operating Temperature °C Max	60
Storage Temperature °C Min	-40
Storage Temperature °C Max	85
Power Consumption (W)	1.008
Input Voltage (V)	12 VDC
Power Connector	2-pole
Configuration	ETS
Capacity	1 Indoor unit.
Installation Conditions	This gateway is designed to be mounted inside an enclosure. If the unit is mounted outside an enclosure, precautions should always be taken to prevent electrostatic discharge to the unit. When working inside an enclosure (e.g., making adjustments, setting switches, etc.), typical anti-static precautions should always be followed before touching the unit.
AC Model Compatibility	Samsung NASA systems
Content of Delivery	Intesis gateway and installation manual.
Mounting	DIN rail mount (bracket included), Wall mount
Housing Materials	Plastic
Warranty (years)	3 years
Packaging Material	Cardboard

Identification and Status

Product ID	INMBSSAM001R100
Country of Origin	Spain
HS Code	8517620000
Export Control Classification Number (ECCN)	EAR99

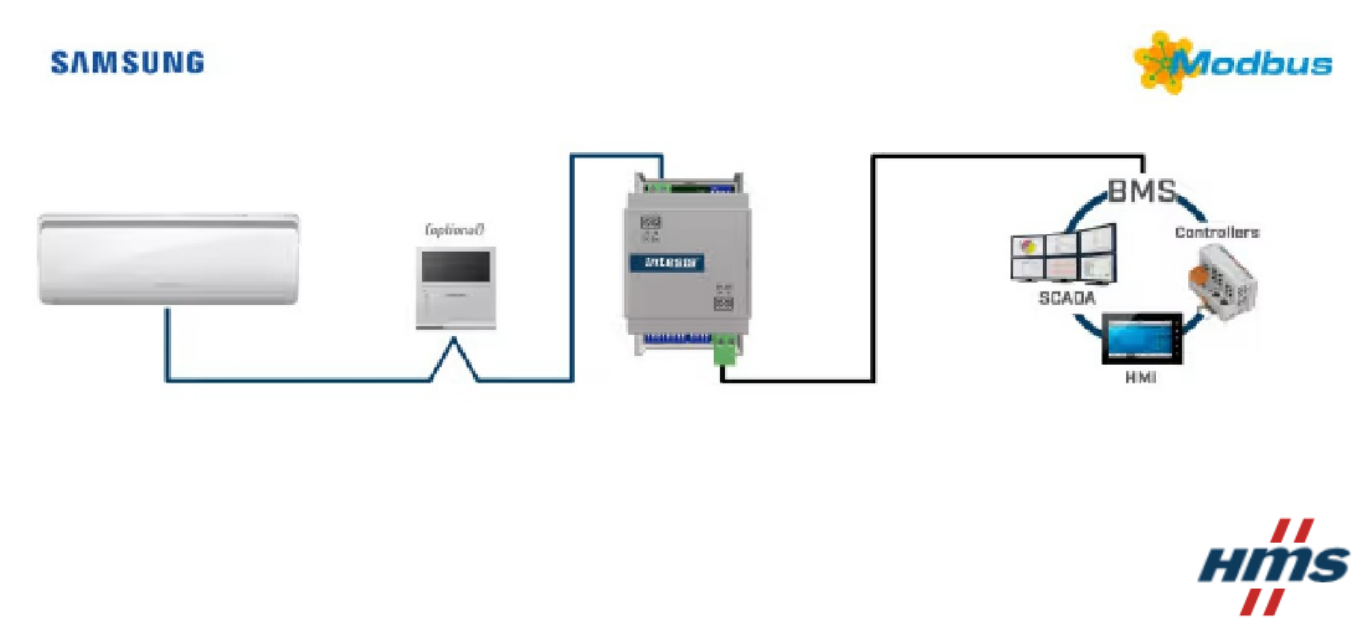
Physical Features

Connectors / Input / Output	EIA-485, HVAC port.
LED Indicators	Gateway and communication status.
DIP & Rotary Switches	EIA-485 serial port configuration. Gateway settings.


Certifications and Standards

ETIM Classification	EC001604
WEEE Category	IT and telecommunications equipment

Use Case



Documents / Resources

	<p>Intesis INMBSSAM001R100 NASA Units to Modbus RTU Interface [pdf]</p> <p>Owner's Manual</p> <p>INMBSSAM001R100, INMBSSAM001R100 NASA Units to Modbus RTU I nterface, NASA Units to Modbus RTU Interface, Units to Modbus RTU Int erface, Modbus RTU Interface, RTU Interface</p>
--	--

References

- [User Manual](#)

Intesis

INMBSSAM001R100, INMBSSAM001R100 NASA Units to Modbus RTU Interface, Intesis, Modbus RTU Interface, NASA Units to Modbus RTU Interface, RTU Interface, Units to Modbus RTU Interface

Leave a comment

Your email address will not be published. Required fields are marked *

Comment *

Name

Email

Website

☐ Save my name, email, and website in this browser for the next time I comment.

Post Comment

Search:

e.g. whirlpool wrf535swhz

Search

[Manuals+](#) | [Upload](#) | [Deep Search](#) | [Privacy Policy](#) | [@manuals.plus](#) | [YouTube](#)

This website is an independent publication and is neither affiliated with nor endorsed by any of the trademark owners. The "Bluetooth®" word mark and logos are registered trademarks owned by Bluetooth SIG, Inc. The "Wi-Fi®" word mark and logos are registered trademarks owned by the Wi-Fi Alliance. Any use of these marks on this website does not imply any affiliation with or endorsement.