



INTERLIGHT 5023 Color Drop Track Spots Instruction Manual

[Home](#) » [INTERLIGHT](#) » INTERLIGHT 5023 Color Drop Track Spots Instruction Manual 

Contents

- [1 INTERLIGHT 5023 Color Drop Track Spots](#)
- [2 INSTALLATION](#)
- [3 DE-INSTALLATION](#)
- [4 Documents / Resources](#)
- [5 Related Posts](#)

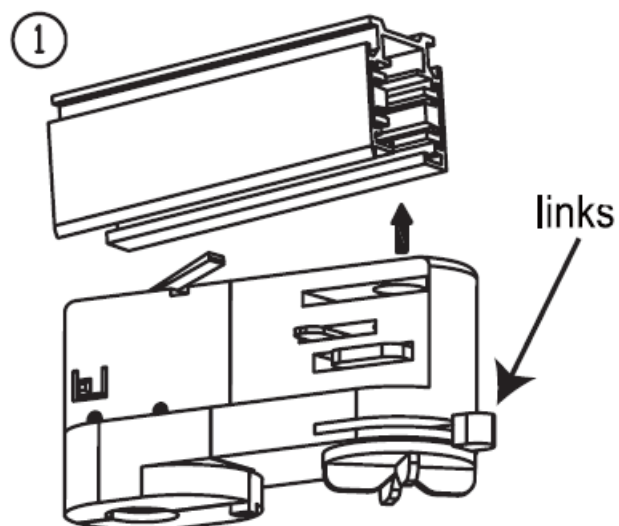


INTERLIGHT 5023 Color Drop Track Spots

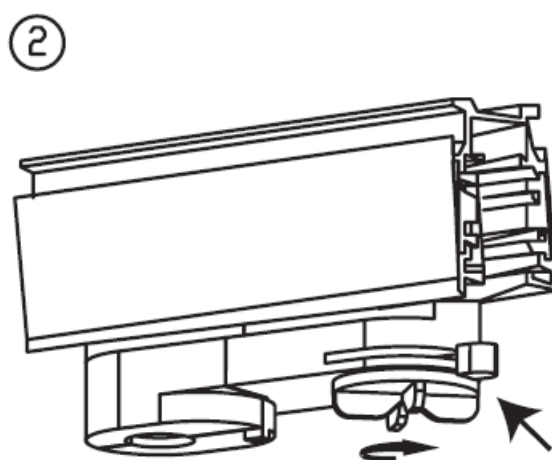


INSTALLATION

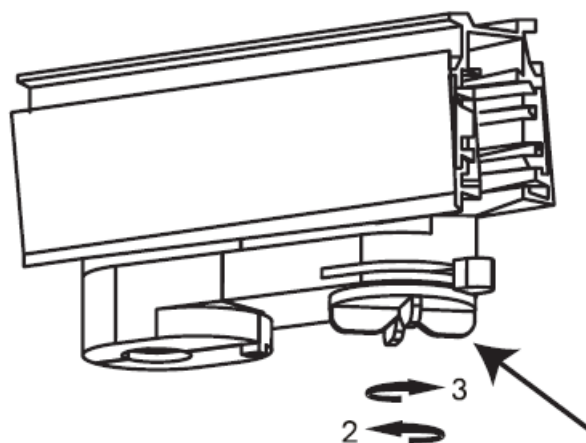
1. Push lever to the left



2. Place the track spot in the rail

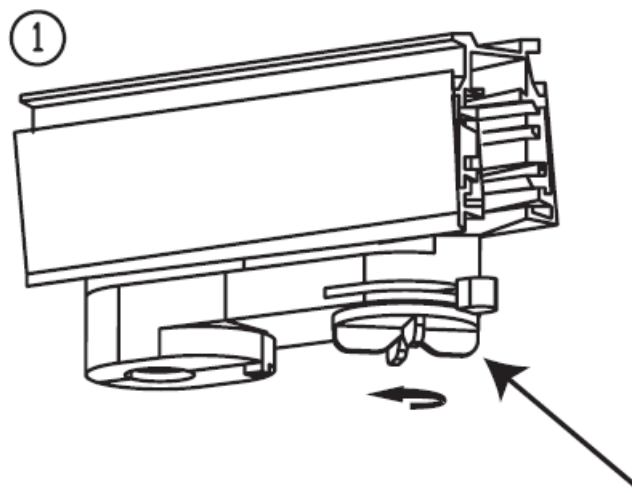


3. Move the lever to position 1, 2 or 3




DE-INSTALLATION

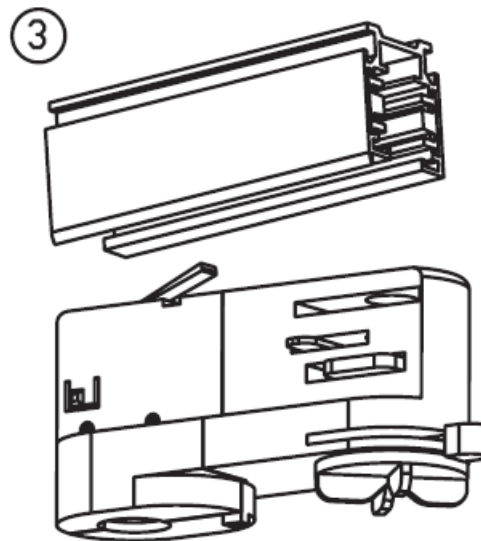
1. Turn the knob to OFF



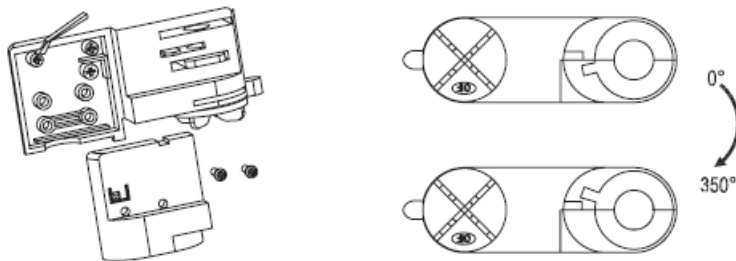
2. Push lever to the left




3. Remove the track spot from the rail



This LED trackspot can be used in almost all existing track systems. Such as Staff, Norlux, Global, Nuco and Nordic



For more information on this product: www.koopmaninterlight.nl



This product contains a light source of energy efficiency class E.

WARNING: This product may only be installed by a recognized installer

Documents / Resources



[INTERLIGHT 5023 Color Drop Track Spots](#) [pdf] Instruction Manual
5023, Color Drop Track Spots, 5023 Color Drop Track Spots, Drop Track Spots, Track Spots, Spots