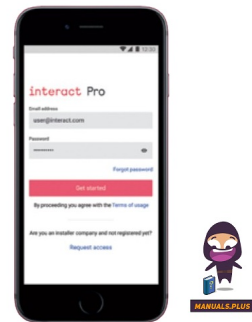


interact INT-2104AG Application



INT-2104AG Interact Application Guide User Guide

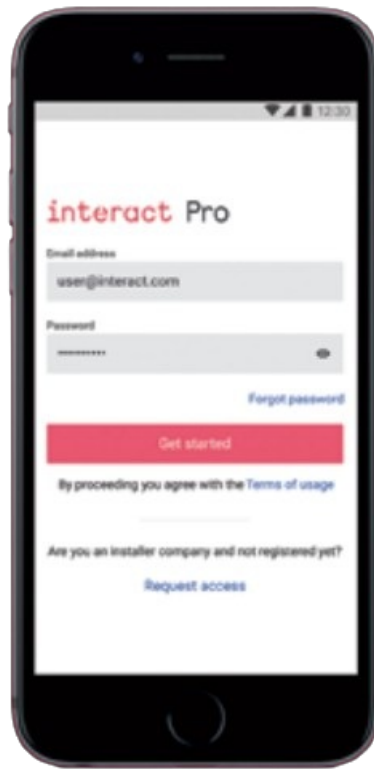
[Home](#) » [interact](#) » INT-2104AG Interact Application Guide User Guide 

Contents

- 1 INT-2104AG Interact Application
- 2 Specifications
- 3 Product Usage Instructions
- 4 FAQs
- 5 PRODUCT INFORMATION
- 6 Interact for office applications architecture
- 7 Sequence of operations
- 8 Sensor installation guidance
- 9 System behavior
- 10 Classroom with luminaire-integrated sensors
- 11 Meeting room with downlights and linear
- 12 Private office with troffers
- 13 Corridor Instructions
- 14 Open office with troffers
- 15 Restroom with troffers
- 16 Collaboration areas
- 17 Parking indoor Led fixtures
- 18 Contact information
- 19 Documents / Resources
 - 19.1 References

interact

INT-2104AG Interact Application



Specifications

- Product Name: Interact Smart Lighting System
- Applications: Office, Education, Healthcare, Retail, Industrial
- Features: Integrated sensors, Interact Pro app, Energy-saving, easy-to-install

Product Usage Instructions

Overview:

The Interact Smart Lighting System is designed to provide high-quality, energy-efficient lighting for various applications such as offices, education facilities, healthcare centers, retail spaces, and industrial settings.

Components:

The system includes luminaires with integrated sensors, a switch, and the Interact Pro app for seamless control and customization of lighting settings.

Architecture:

The system architecture includes enterprise features like the Interact IOT platform, BMS system, gateway, and add-on devices for advanced functionalities such as BACNet integration and wireless control.

Features:

- Logical grouping & zoning
- Occupancy modes & Switch on/off behaviors
- Daylight Regulation
- Manual Controls

- Scheduling (requires a gateway)
- Load shedding / Demand Response (requires a gateway)

Sensor Installation:

Enhance your smart lighting system with stand-alone wireless multi-sensor or integrated multi-sensor options. These sensors trigger automatic responses based on occupancy detection and daylight variation, leading to greater energy savings and enhanced control possibilities.

Motion Detection Area:

With Stand-alone Sensor: 3.6m – 5.4m

With Integrated Sensor: 1.9m – 2.9m

Daylight Detection Area:

With Stand-alone Sensor: $h = \max. 2.8m, \min. 0.7 \times h$

With Integrated Sensor: $h = \max. 2.8m, \min. 0.6 \times h$

Light Level:

1.4 x h lux for Max Light Output

FAQs

Q: What are the key features of the Interact Smart Lighting System?

A: The system offers high-quality lighting with integrated sensors, energy-saving capabilities, and easy installation. It also provides advanced control options through the Interact Pro app.

Q: How can I enhance the system with additional sensors?

A: You can easily add stand-alone wireless multi-sensors or integrated multi-sensors to automate lighting responses based on occupancy and daylight conditions.

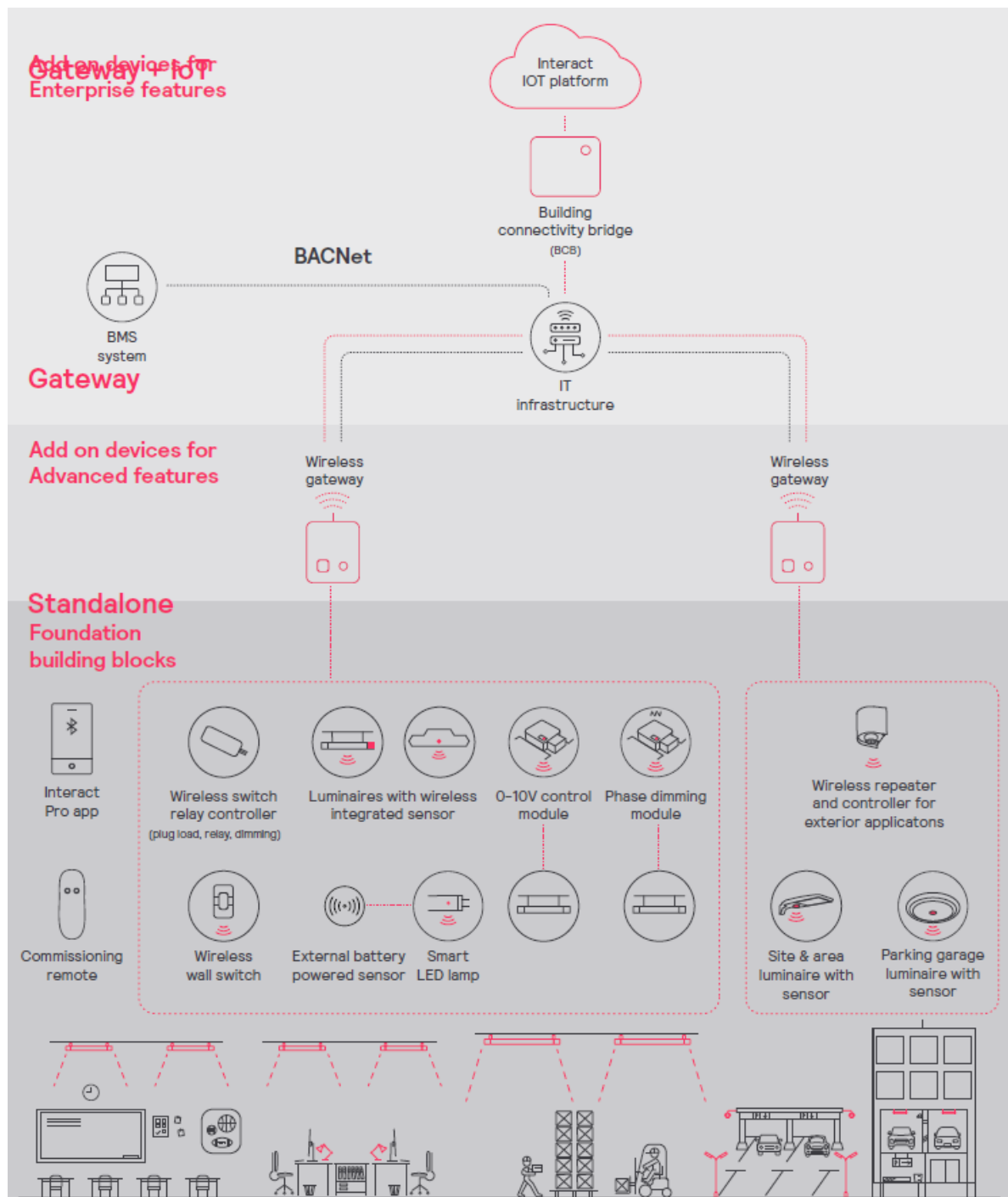
PRODUCT INFORMATION

Office lighting needs to facilitate the day-to-day life of people. It must provide great visual comfort and ambiance, without consuming more energy than needed. The Interact system was developed to deliver high-quality, instant-on light that saves energy, is easy to install, and is future-proof.

- Ideal for refurbishment and new buildings – no additional control wires needed
- Fast Installation – after mounting of luminaire and controls, the system is ready to use in a few clicks
- High flexibility – customization of the system is possible at any time
- Perfect for every project size – no light point restrictions
- No additional cost – system configuration via free Interact Pro App

- No local customer IT-Network integration needed –commissioning via smartphone app and Bluetooth
- Upgrade is possible at any moment by simply adding a gateway to access additional benefits such as the connection of multiple user devices and analytics dashboard.

Interact for office applications architecture



Sequence of operations

Lighting

- Interact ready luminaires or retrofit kits with integrated wireless occupancy & daylight sensors.
- UL924 emergency control capabilities via luminaire integrated battery backup or via UL924 emergency shunt relay.

- Upon emergency, the UL924 shunt relay bypasses the sensor and forces the lights to 100% level.
- Option to select ER100 or GTD UL924 approved devices on the luminaire spec sheet.
- System bridge accessory with integrated wireless occupancy & daylight sensors and wired to the 0-10V downlight circuits.
- 20 Amp Interact RF switch relay wired to each 0-10V circuit for integration with generic 0-10V fixtures.
- 20 Amp Interact RF switch relay wired to dedicated receptacles.

Logical grouping & zoning

- Use IR remote and Interact Pro App for configuration
 - Up to 200 wireless devices per network
 - Up to 64 groups and zones
 - Up to 40 lights & 5 ZigBee Green Power (ZGP) devices per group
 - Up to 16 scenes per group
- All lights, switches, sensors, and plug load controllers are grouped together.
- A dedicated daylight zone for lights near the window.
- A dedicated zone for whiteboard fixtures or projector
- A dedicated zone for the general area

High-end trim

- Range 0% to 100%, out of the box, set to 100%.
- Option to select alternate value via the App.

Occupancy modes & Switch on/off behaviors

- Option to change the switch on/off behaviors in the configuration App.
- Option to select one of 5 Area-based configurations where all lights in the group have the same light level irrespective of occupancy pattern within that group.
 - Area Manual on Manual off (default)
 - Area Manual on Auto Off
 - Area Manual On Auto Off with Daylight Dependent Regulation (DDR): DDR per luminaire in the zone(s) for sensor-based luminaires
 - Area Auto on Auto Off
 - Area Auto on Auto Off with Daylight Dependent Regulation (DDR): DDR per luminaire in the zone(s) for sensor-based luminaires
- Option to select Individual light-based behaviors for an adaptive dimming feature where light levels adapt to occupancy pattern within that group.
 - Light Auto On Auto Off: adaptive dimming without daylight regulation
 - Light Auto On Auto Off with DDR: adaptive dimming with daylight regulation
- Option to set vacancy level to any value between 0% to 100%.
- Configurable sensor timeouts
 - Hold time (T3* to T4*) configurable from 5 min to 60 min
 - Prolong time (T5* to T6*) configurable from 0 min to 30 min

Daylight Regulation

- Must create a dedicated daylight zone to activate daylight regulation. Daylight calibration is required.
- Option to disable daylight regulation by selecting a non-DDR switch on/off behavior in the configuration App
- Individual luminaire performing daylight dimming in the zone.
- Continuous dimming to OFF via the daylight sensor.

Manual Controls

- 4 button switch
 - Button 1 set to ON & ramp up
 - Button 2 & 3 set as programmable scenes
 - Button 4 is set as OFF & ramps down
- 2 button switch
 - Button 1 set to ON & ramp up
 - Button 2 set to OFF & ramp down

Scheduling (requires a gateway)

- Set specific action (ON / OFF or Scene recall) per lighting group based on specific day and time inputs.
- Schedules can be created and managed by using both the app and the portal.
- Load shedding / Demand Response (requires a gateway)
- Requires installation and configuration of an EISS box (EISS Box Set Up – IPKeys Technologies)
- Configure load reduction level and active time using the Interact Pro Portal

Optional additional features:

Gateway:

- Energy monitoring, reporting & lighting asset performance information, and time-based schedules are available through LCN1840.
- Automatic demand response is available through LCN1870 and the EISS box.

Gateway + IoT:

- BACnet integration, energy monitoring, reporting & lighting asset performance information, and time-based schedule available through LCN1850 + LCN1860.
- Access to Space Management and Productivity IoT Applications and rich data sets through the SC1500 sensor bundle

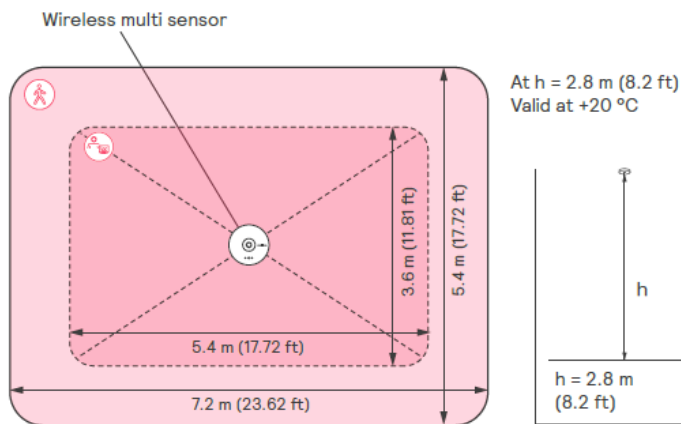
Sensor installation guidance

Easily enhance your smart lighting system with the stand-alone wireless multi-sensor or integrated multi-sensor, which are Interact Ready. They trigger automatic responses to turn on, off or dim the lights according to occupancy detection and daylight variation. The result? Greater energy saving, more control possibilities and a

more adaptable space!

Motion detection area

With stand-alone wireless multi sensor

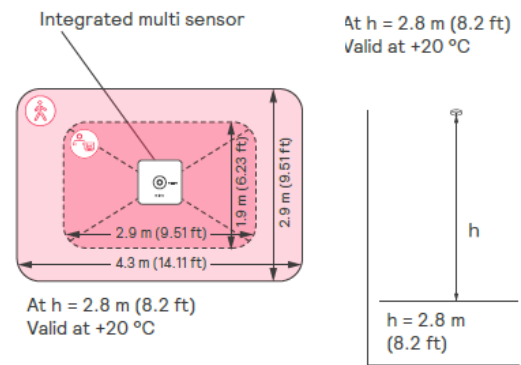


Minor movement
(person moving $\leq 0.9 \text{ m/s}$)



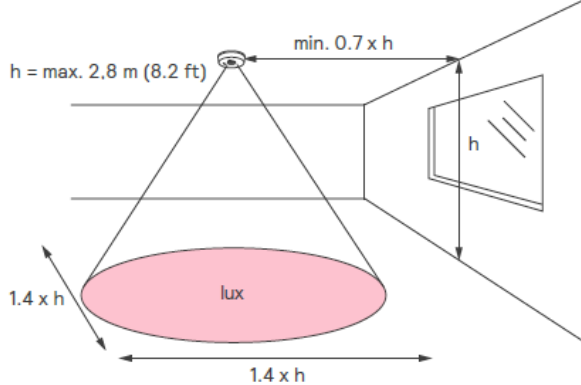
Major movement
(person moving $\geq 0.9 \text{ m/s}$)

With multi sensor integrated in luminaire

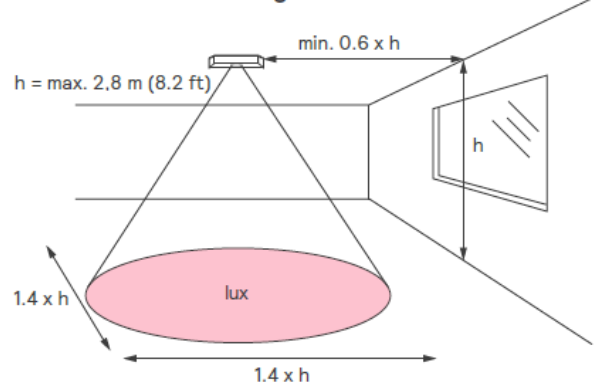


Daylight detection area

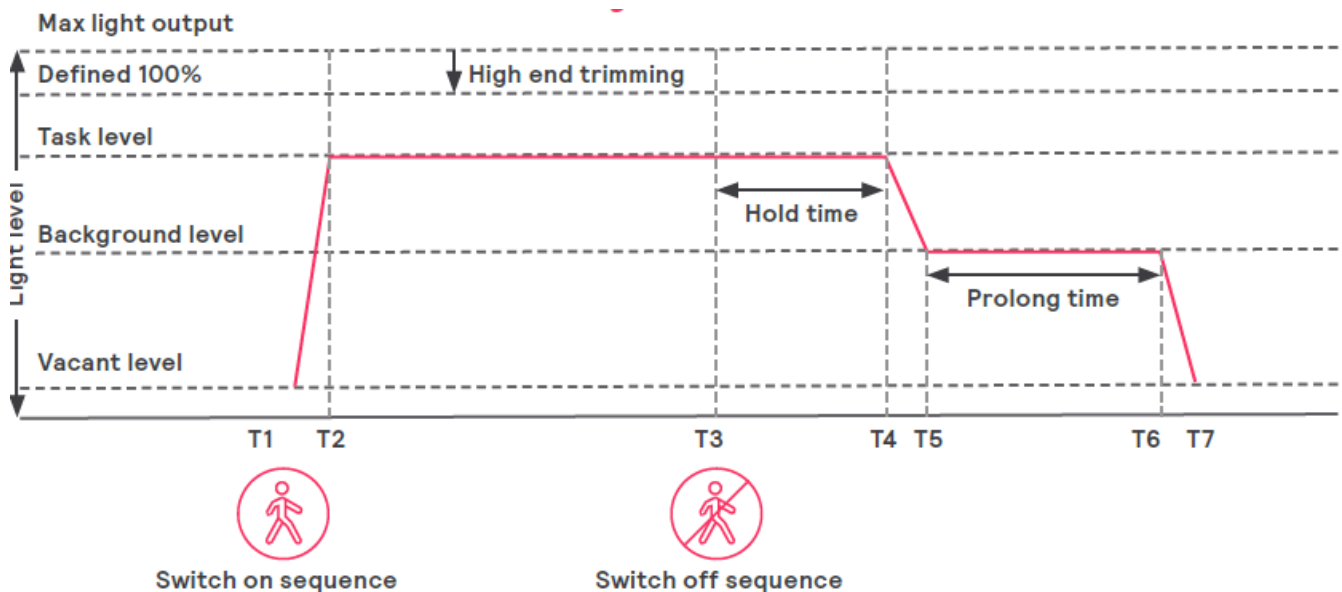
With stand-alone wireless multi sensor



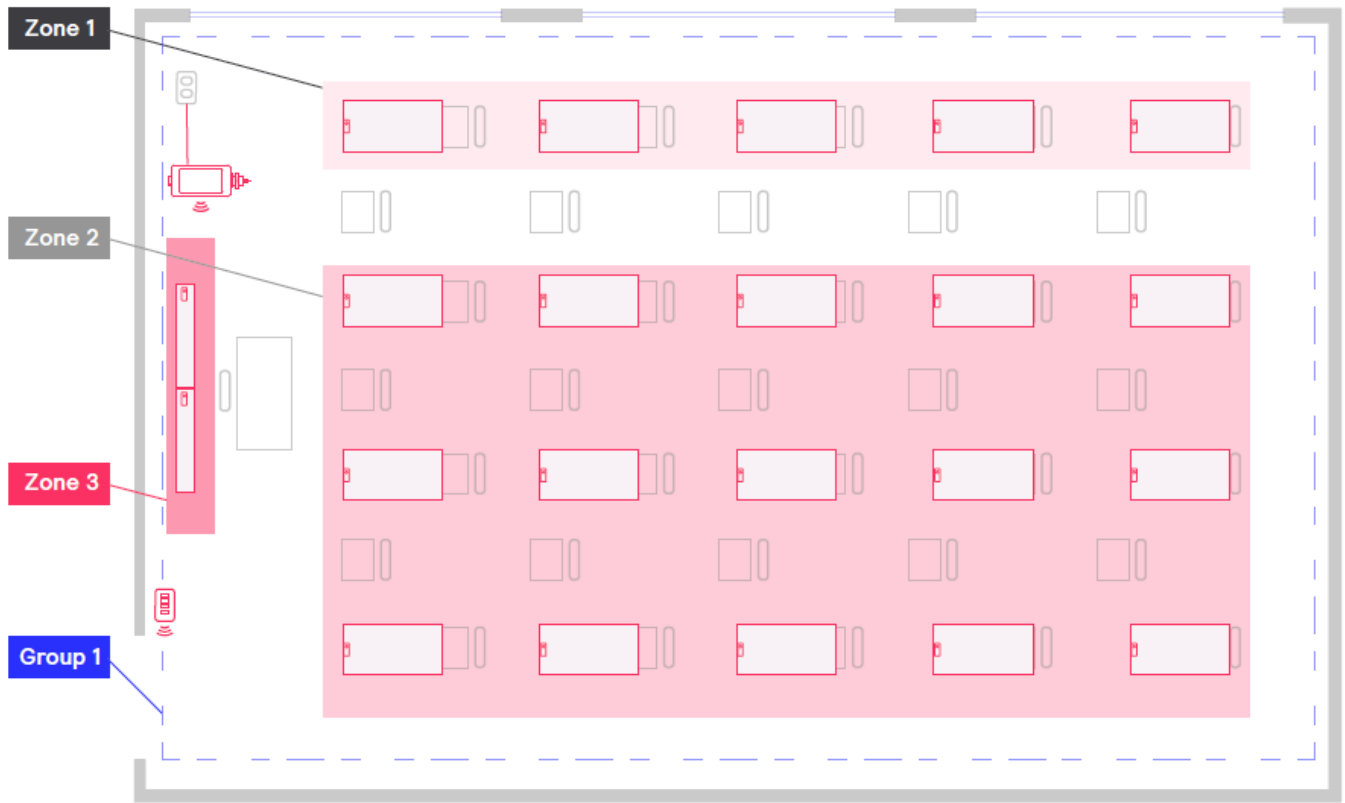
With multi sensor integrated in luminaire












System behavior

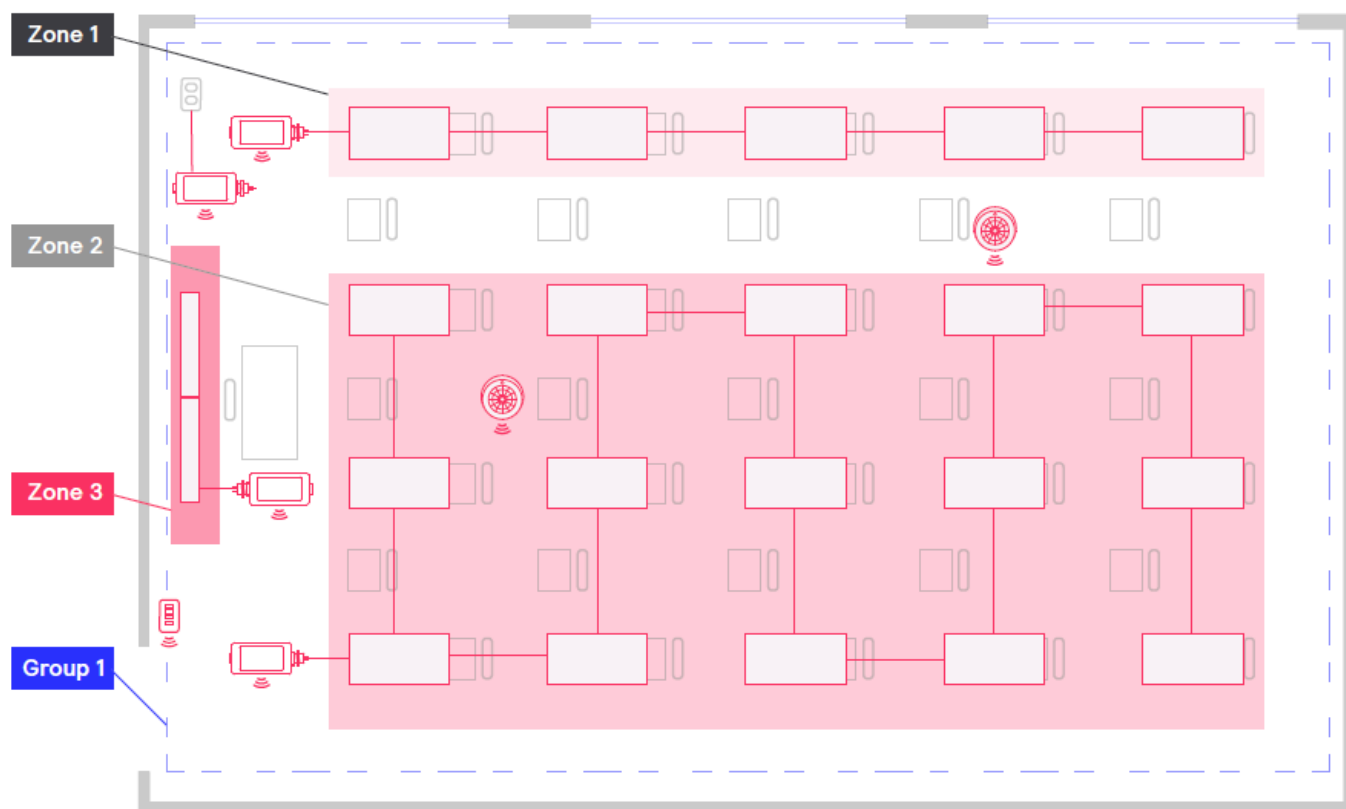













Classroom with luminaire-integrated sensors



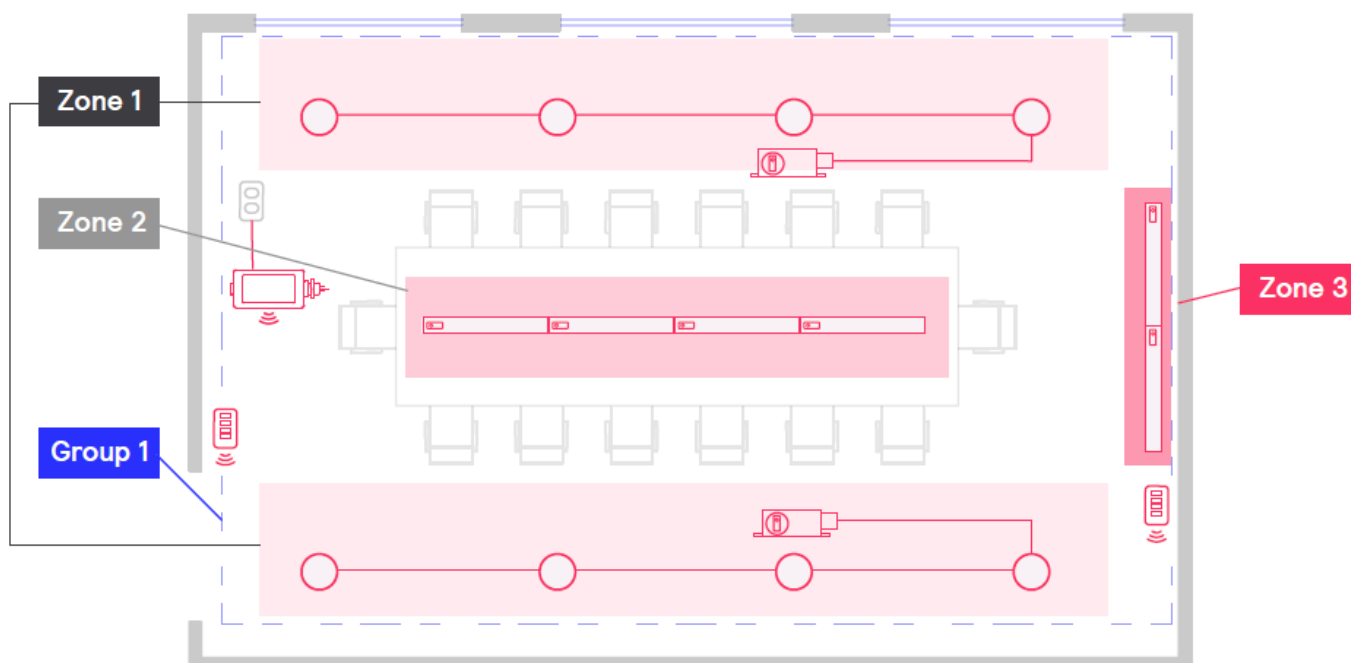
Example photo	Key image	Description	Catalog number	Qty	ASHRAE 2022	T24 2022	IECC 2021
		Interact ready 2x4 troffers with wireless occupancy and daylight sensor	Various	20	9.4.1.1(a) 9.4.1.1(b) 9.4.1.1(c) 9.4.1.1(d) 9.4.1.1(e) 9.4.1.1(h)	130.1(a) 130.1(b) 130.1(c) 130.1(d)	C405.2.1 C405.2.2 C405.2.3
		Interact ready linear luminaires with wireless occupancy and daylight sensor	Various	2			
		Wireless switch (ZGP switch dim 4 button)	SWS200 or UID8465	1			
		Interact Ready RF switch relay	RFSR10	1	8.4.2	130.5(d)	
		Interact commissioning remote + Interact Pro App	IRT9015 and download the IOS or Android App	1			

Classroom with external wireless sensors



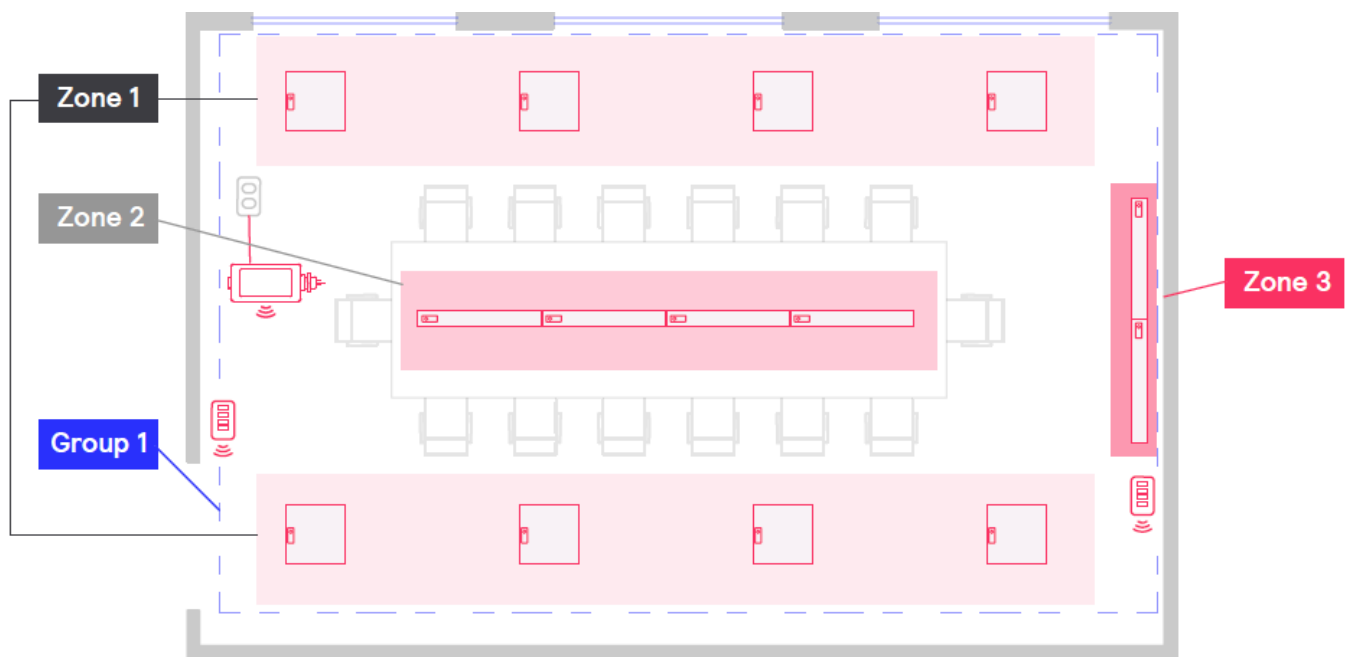
Example photo	Key image	Description	Catalog number	Qty	ASHRAE 2022	T24 2022	IECC 2021
		2x4 0-10V troffers	Various	20	9.4.1.1(a) 9.4.1.1(b) 9.4.1.1(c) 9.4.1.1(d) 9.4.1.1(e) 9.4.1.1(h)	130.1(a) 130.1(b) 130.1(c) 130.1(d)	C405.2.1 C405.2.2 C405.2.3
		0-10V linear luminaires	Various	2			
		Wireless switch (ZGP switch dim 4 button)	SWS200 or UID8465	1			
		Wireless IP65 occupancy and daylight sensor	LCN3120/05	2			
		Interact Ready RF switch relay	RFSR10	4	8.4.2	130.5(d)	
		Interact commissioning remote + Interact Pro App	IRT9015 and download the IOS or Android App	1			

Meeting room with downlights and linear












Example photo	Key image	Description	Catalog number	Qty	ASHRAE 2022	T24 2022	IECC 2021
		0-10V downlights	Various	8	9.4.1.1(a) 9.4.1.1(b) 9.4.1.1(c) 9.4.1.1(d) 9.4.1.1(e) 9.4.1.1(h)	130.1(a) 130.1(b) 130.1(c) 130.1(d)	C405.2.1 C405.2.2 C405.2.3
		Interact ready linear luminaires with wireless occupancy and daylight sensor	Various	6			
		Wireless switch (ZGP switch dim 4 button)	SWS200 or UID8465	2			
		System bridge accessory 0-10V with wireless occupancy and daylight sensor	SBAZ10-CS	2			
		Interact Ready RF switch relay	RFSR10	1	8.4.2	130.5(d)	
		Interact commissioning remote + Interact Pro App	IRT9015 and download the IOS or Android App	1			

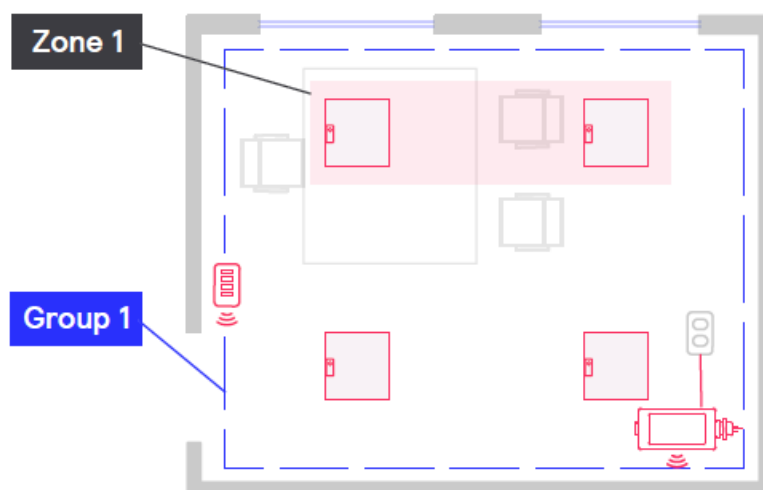
Meeting room with troffers and linear luminaires with integrated sensors










Bill of materials

Example photo	Key image	Description	Catalog number	Qty	ASHRAE 2022	T24 2022	IECC 2021
		Interact ready 2x2 troffers with wireless occupancy and daylight sensor	Various	8	9.4.1.1(a) 9.4.1.1(b) 9.4.1.1(c) 9.4.1.1(d) 9.4.1.1(e) 9.4.1.1(h)	130.1(a) 130.1(b) 130.1(c) 130.1(d)	C405.2.1 C405.2.2 C405.2.3
		Interact ready linear luminaires with wireless occupancy and daylight sensor	Various	6			
		Wireless switch (ZGP switch dim 4 button)	SWS200 or UID8465	2			
		Interact Ready RF switch relay	RFSR10	1	8.4.2	130.5(d)	
		Interact commissioning remote + Interact Pro App	IRT9015 and download the IOS or Android App	1			

Private office with troffers

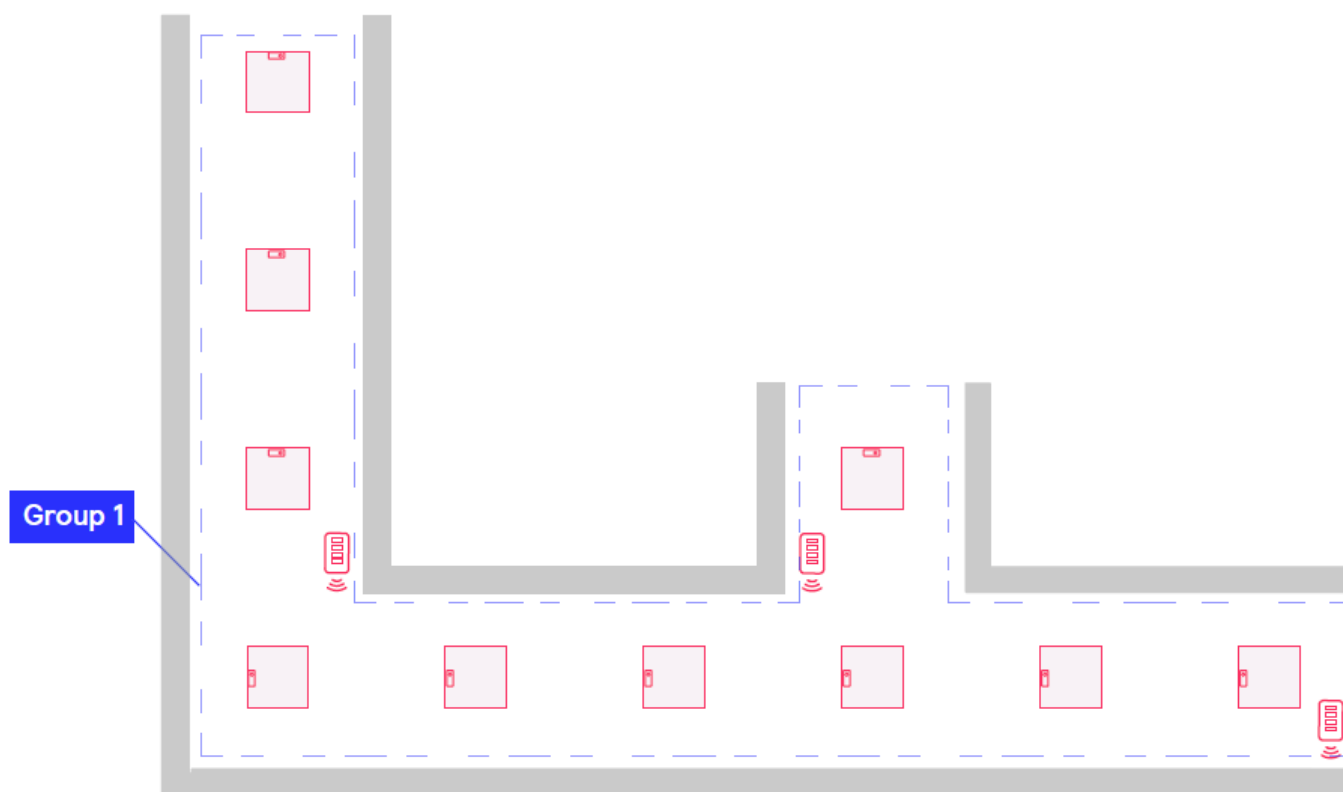


Bill of materials






Example photo	Key image	Description	Catalog number	Qty	ASHRAE 2022	T24 2022	IECC 2021
		Interact ready 2x2 troffers with wireless occupancy and daylight sensor	Various	4	9.4.1.1(a) 9.4.1.1(b) 9.4.1.1(c) 9.4.1.1(d) 9.4.1.1(e) 9.4.1.1(h)	130.1(a) 130.1(b) 130.1(c) 130.1(d)	C405.2.1 C405.2.2 C405.2.3
		Wireless switch (ZGP switch dim 4 button)	SWS200 or UID8465	1			
		Interact Ready RF switch relay	RFSR10	1	8.4.2	130.5(d)	
		Interact commissioning remote + Interact Pro App	IRT9015 and download the IOS or Android App	1			

Corridor Instructions

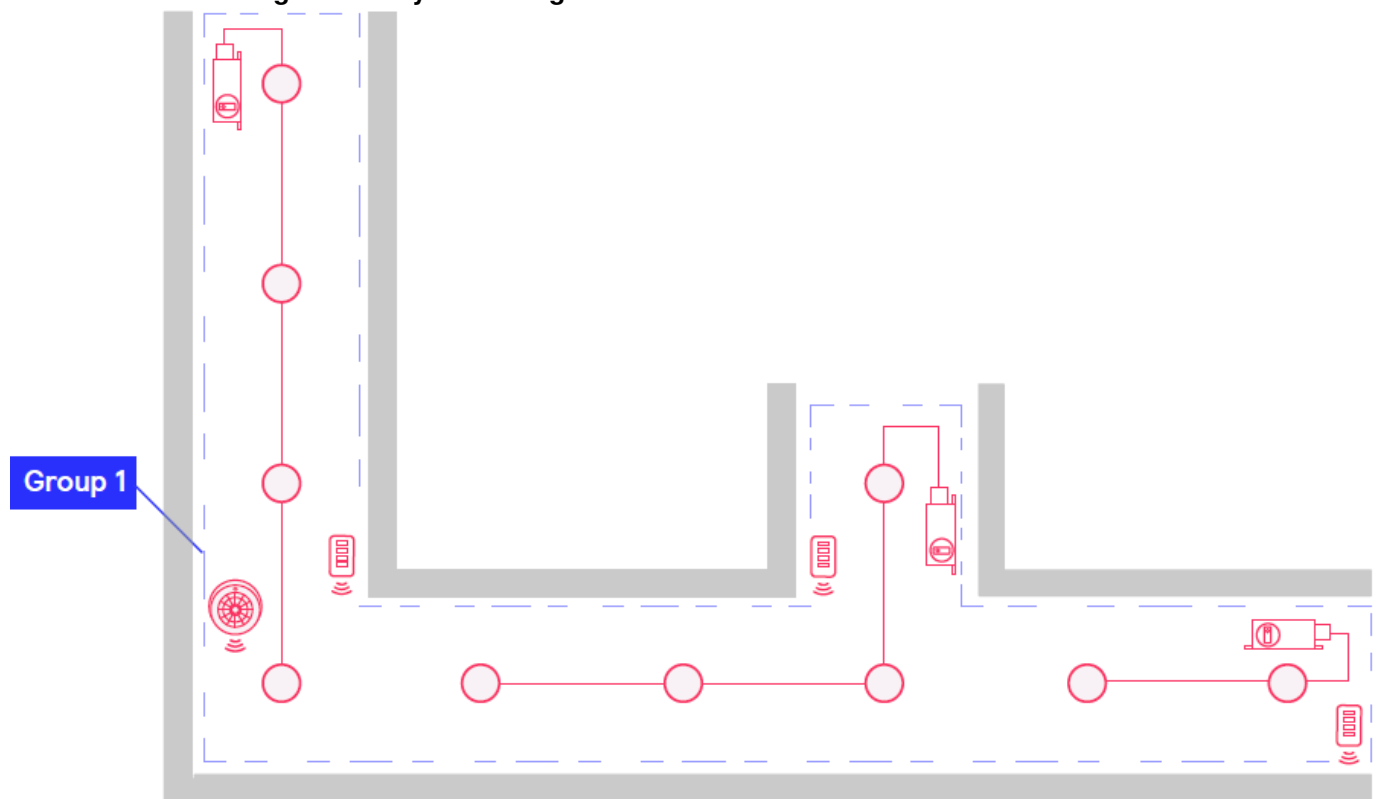
Corridor with troffers and integrated sensors












Bill of materials

Example photo	Key image	Description	Catalog number	Qty	ASHRAE 2022	T24 2022	IECC 2021
		Interact ready 2x2 troffers with wireless occupancy and daylight sensor	Various	10	9.4.1.1(a) 9.4.1.1(b) 9.4.1.1(c) 9.4.1.1(d) 9.4.1.1(e) 9.4.1.1(h)	130.1(a) 130.1(b) 130.1(c) 130.1(d)	C405.2.1 C405.2.2 C405.2.3
		Wireless switch (ZGP switch dim 4 button)	SWS200 or UID8465	3			
		Interact commissioning remote + Interact Pro App	IRT9015 and download the IOS or Android App	1			

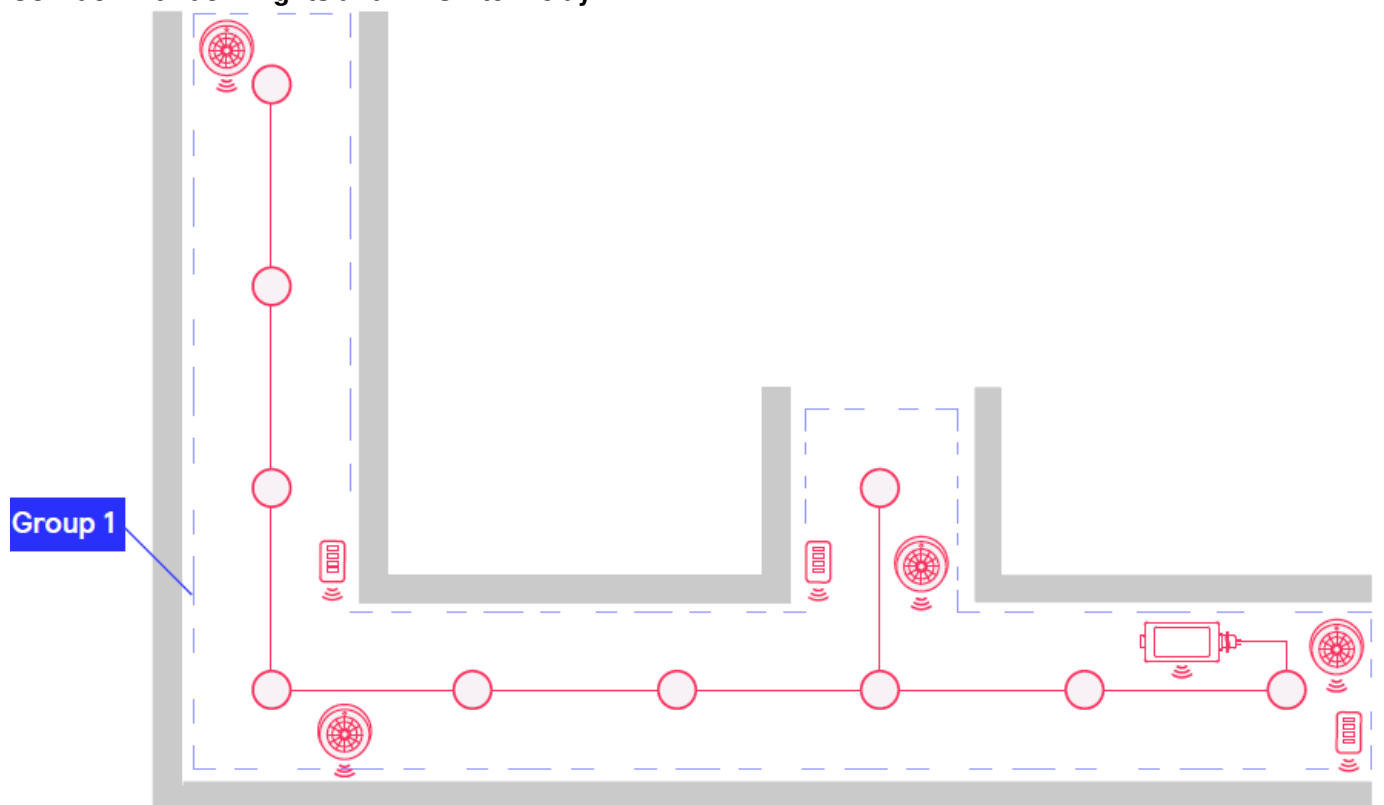
Corridor with downlights and System bridge accessories












Bill of materials

Example photo	Key image	Description	Catalog number	Qty	ASHRAE 2022	T24 2022	IECC 2021
		0-10V downlights	Various	10	9.4.1.1(a) 9.4.1.1(b) 9.4.1.1(c) 9.4.1.1(d) 9.4.1.1(e) 9.4.1.1(h)	130.1(a) 130.1(b) 130.1(c) 130.1(d)	C405.2.1 C405.2.2 C405.2.3
		Wireless IP65 occupancy and daylight sensor	LCN3120/05	1			
		Wireless switch (ZGP switch dim 4 button)	SWS200 or UID8465	3			
		System bridge accessory 0-10V with wireless occupancy and daylight sensor	SBAZ10-CS	3			
		Interact commissioning remote + Interact Pro App	IRT9015 and download the IOS or Android App	1			

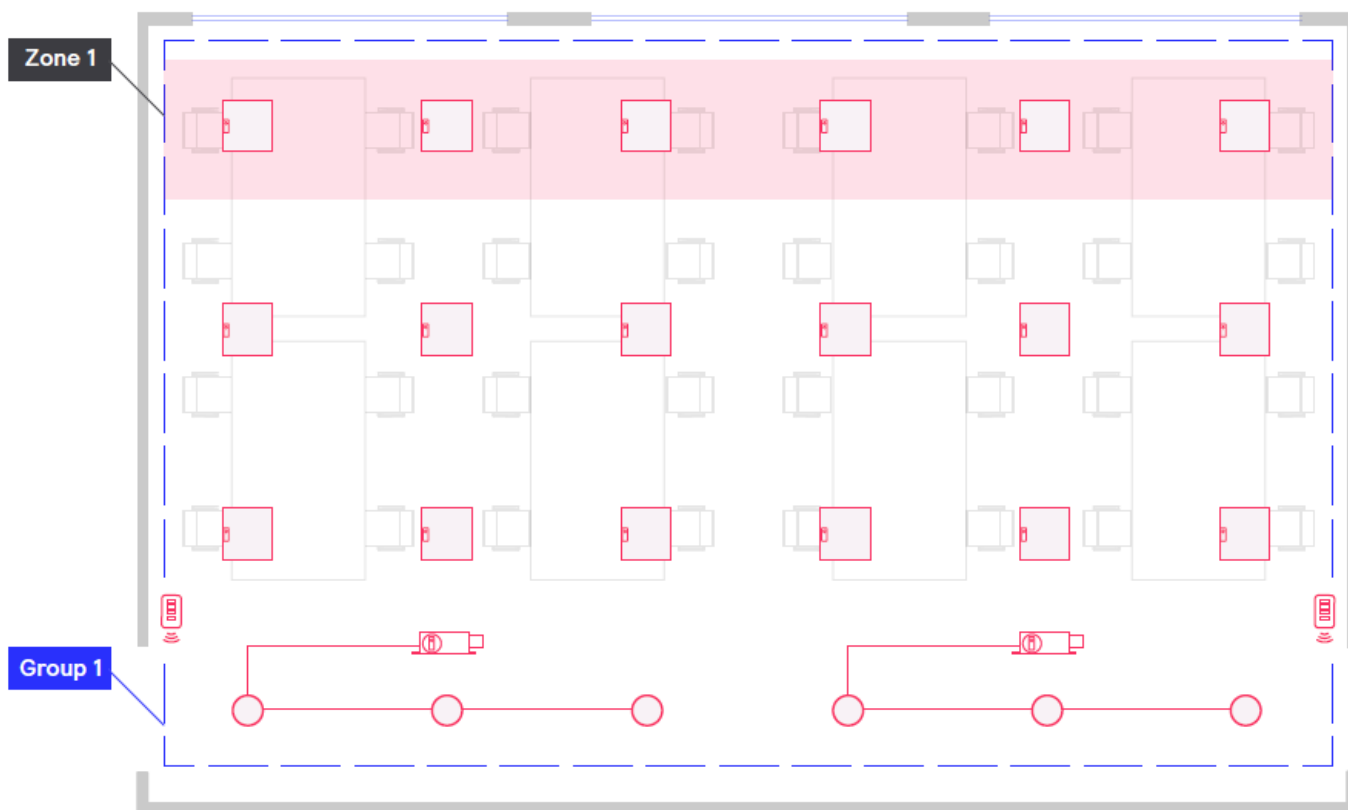
Corridor with downlights and RF switch relay









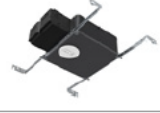


Bill of materials

Example photo	Key image	Description	Catalog number	Qty	ASHRAE 2022	T24 2022	IECC 2021
		0-10V downlights	Various	10	9.4.1.1(a) 9.4.1.1(b) 9.4.1.1(c) 9.4.1.1(d) 9.4.1.1(e) 9.4.1.1(h)	130.1(a) 130.1(b) 130.1(c) 130.1(d)	C405.2.1 C405.2.2 C405.2.3
		Wireless IP65 occupancy and daylight sensor	LCN3120/05	4			
		Wireless switch (ZGP switch dim 4 button)	SWS200 or UID8465	3			
		Interact Ready RF switch relay	RFSR10	1	8.4.2	130.5(d)	
		Interact commissioning remote + Interact Pro App	IRT9015 and download the iOS or Android App	1			

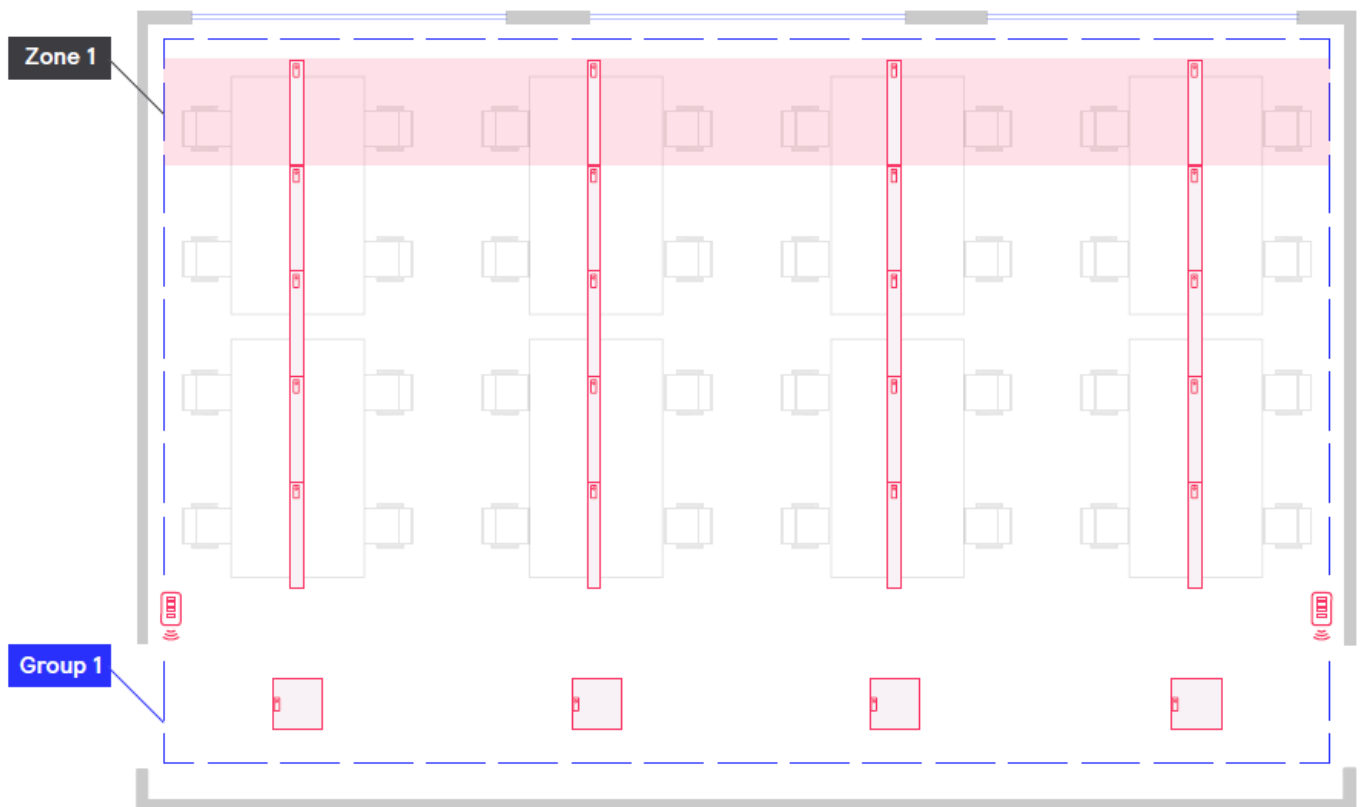
Open office with troffers










Bill of materials

Example photo	Key image	Description	Catalog number	Qty	ASHRAE 2022	T24 2022	IECC 2021
		Interact ready 2x2 troffers with wireless occupancy and daylight sensor	Various	18	9.4.1.1(a) 9.4.1.1(b) 9.4.1.1(c) 9.4.1.1(d) 9.4.1.1(e) 9.4.1.1(h)	130.1(a) 130.1(b) 130.1(c) 130.1(d)	C405.2.1 C405.2.2 C405.2.3
		0-10V downlights	Various	6			
		Wireless switch (ZGP switch dim 4 button)	SWS200 or UID8465	2			
		System bridge accessory 0-10V with wireless occupancy and daylight sensor	SBAZ10-CS	2			
		Interact commissioning remote + Interact Pro App	IRT9015 and download the IOS or Android App	1			

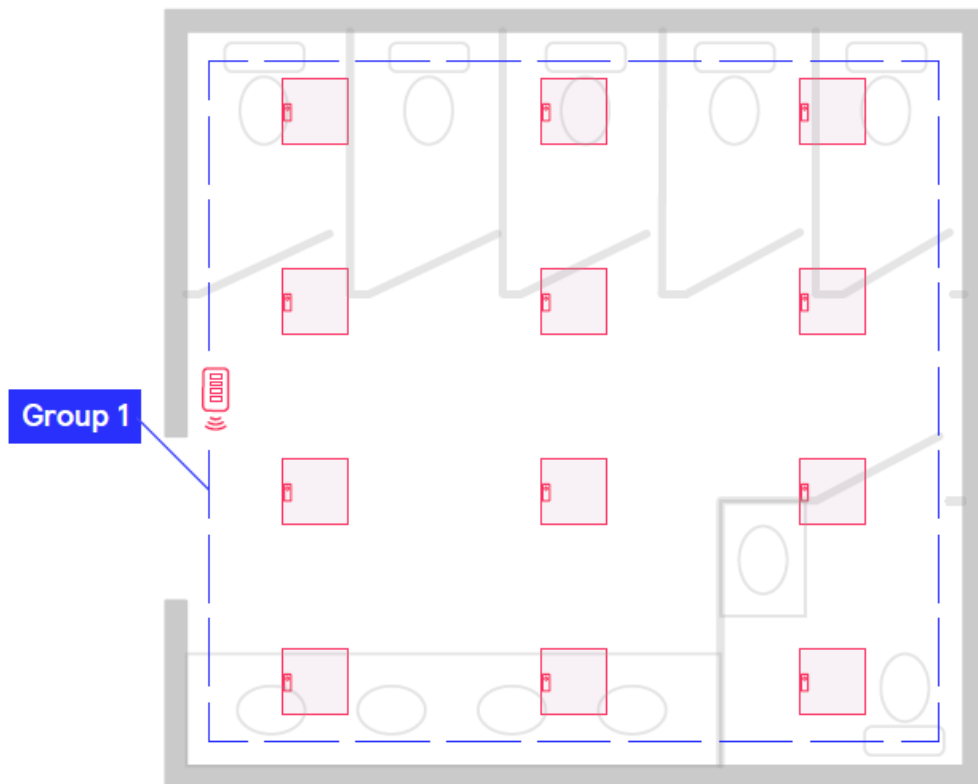
Open office with linear luminaires and troffers with integrated sensors








Bill of materials

Example photo	Key image	Description	Catalog number	Qty	ASHRAE 2022	T24 2022	IECC 2021
		Interact ready 2x2 troffers with wireless occupancy and daylight sensor	Various	4	9.4.1.1(a) 9.4.1.1(b) 9.4.1.1(c) 9.4.1.1(d) 9.4.1.1(e) 9.4.1.1(h)	130.1(a) 130.1(b) 130.1(c) 130.1(d)	C405.2.1 C405.2.2 C405.2.3
		Interact ready linear luminaires with wireless occupancy and daylight sensor	Various	20			
		Wireless switch (ZGP switch dim 4 button)	SWS200 or UID8465	2			
		Interact commissioning remote + Interact Pro App	IRT9015 and download the IOS or Android App	1			

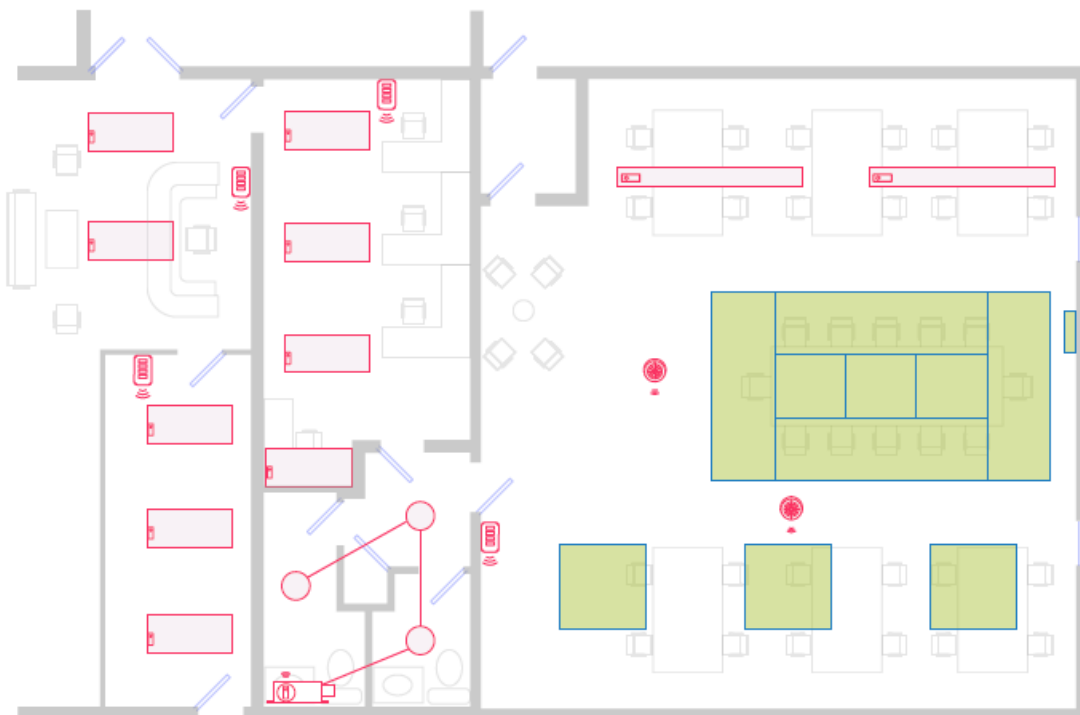
Restroom with troffers




















Bill of materials

Example photo	Key image	Description	Catalog number	Qty	ASHRAE 2022	T24 2022	IECC 2021
		Interact ready 2x2 troffers with wireless occupancy and daylight sensor	Various	10	9.4.1.1(a) 9.4.1.1(b) 9.4.1.1(c) 9.4.1.1(d) 9.4.1.1(e) 9.4.1.1(h)	130.1(a) 130.1(b) 130.1(c) 130.1(d)	C405.2.1 C405.2.2 C405.2.3
		Wireless switch (ZGP switch dim 4 button)	SWS200 or UID8465	1			
		Interact commissioning remote + Interact Pro App	IRT9015 and download the IOS or Android App	1			

Collaboration areas

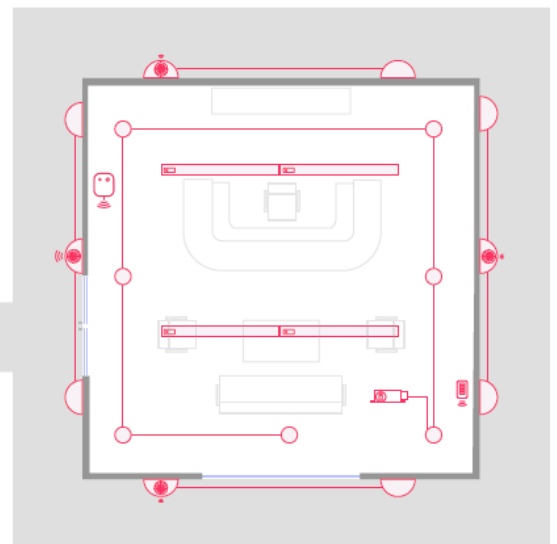
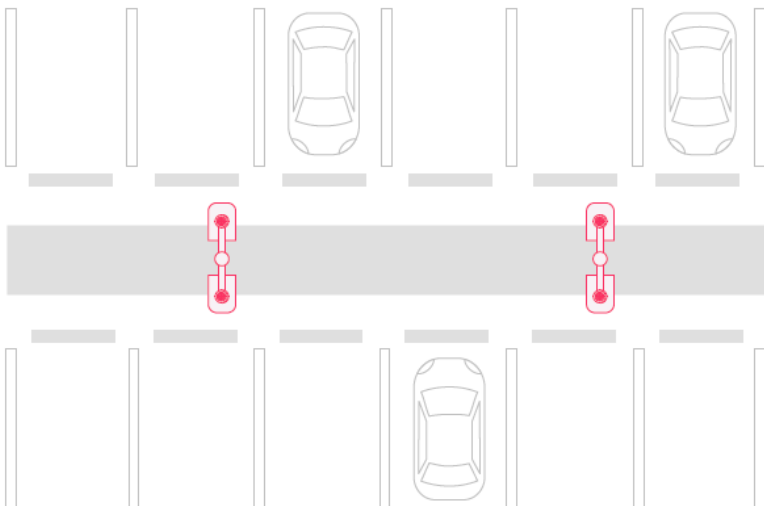


Bill of materials


















Example photo	Key image	Description	Catalog number	Qty	ASHRAE 2022	T24 2023	IECC 2021
		Interact ready lights	NatureConnect Island	1	9.4.1.1(a) 9.4.1.1(b) 9.4.1.1(c) 9.4.1.1(d) 9.4.1.1(e) 9.4.1.1(h)	130.1(a) 130.1(b) 130.1(c) 130.1(d)	C405.2.1 C405.2.2 C405.2.3
		Interact ready lights	NatureConnect 2 x 2 panel	3			
		Interact ready lights	TruGroove linear suspended	2			
		0-10V downlights	Downlights	3			
		Interact ready lights	Various	9			
		Wireless switch (ZGP switch dim 4 button)	SWS200	4			
		System bridge accessory 0-10V	SBAZ10-CS	1			
		Battery powered sensor	LCN3110 or LCN3120	2			
		Interact commissioning remote + Interact Pro App	IRT9015 and download the IOS or Android App	1			

Parking indoor Led fixtures

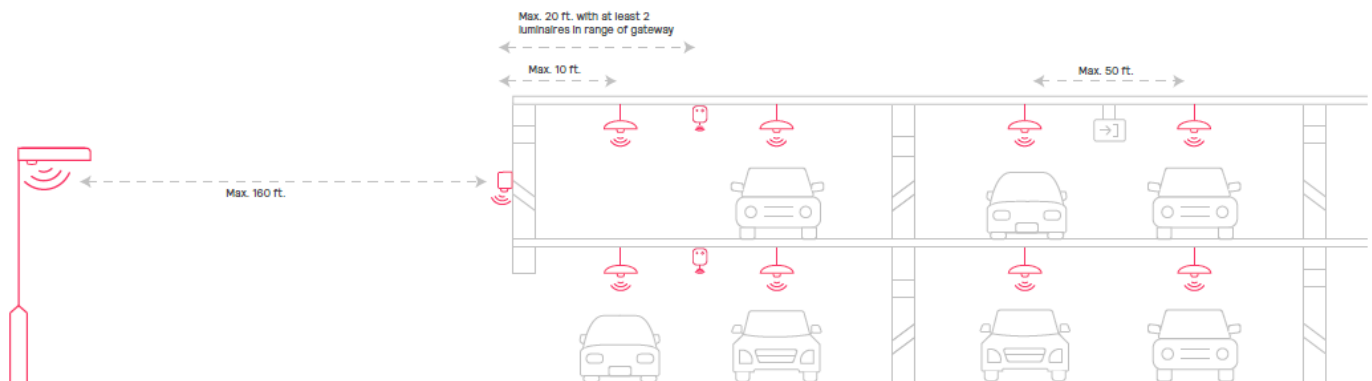
Parking lot with poles and indoor fixtures












Bill of materials

Example photo	Key image	Description	Catalog number	Qty	ASHRAE 2022	T24 2022	IECC 2021
		Interact ready Gardco fixtures with wireless occupancy and daylight sensor	Various	4	9.4.1.1(a) 9.4.1.1(b) 9.4.1.1(c) 9.4.1.1(d) 9.4.1.1(e) 9.4.1.1(h) 9.4.1.1(i) 9.4.1.2	130.1(a) 130.1(b) 130.1(c) 130.1(d) 130.2(c)	C405.2.1 C405.2.2 C405.2.3 C405.2.7
		Interact ready linear luminaires with wireless occupancy and daylight sensor	Various	4			
		Wireless switch (ZGP switch dlm 4 button)	SWS200 or UID8465	1			
		System bridge accessory 0-10V with wireless occupancy and daylight sensor	SBAZ10-CS	1			
		0-10V downlights	Various	7			
		Interact ready Gardco Geoform repeater		3			
		0-10V exterior sconce fixture	Various	6			
		Interact Gateway	LCN1840	1			
		Interact commissioning remote + Interact Pro App	IRT9015 and download the IOS or Android App	1			

Parking garage with LED fixtures with integrated sensors



Bill of materials

Example photo	Key image	Description	Catalog number	Qty	ASHRAE 2022	T24 2022	IECC 2021
		Interact ready Gardco fixtures with wireless occupancy and daylight sensor	Various	1	9.4.1.1(l) 9.4.1.2	130.1(b) 130.1(c) 130.1(d) 130.2(c)	C405.2.7 C405.2.8
		Interact ready Gardco fixtures with wireless occupancy and daylight sensor	Various	6			
		Interact ready Gardco Geoform repeater		1			
		Interact Gateway	LCN1840	1			
		Interact commissioning remote + Interact Pro App	IRT9015 and download the iOS or Android App	1			


Contact information

Questions about Interact? Contact us directly.

- <https://www.interact-lighting.com/en-us/get-in-touch> or
- General inquiries: 1-[833-468-7776](tel:833-468-7776),
- Field support: 1-[800-555-0050](tel:800-555-0050)
- (Monday – Friday, 8 am – 8 pm EST)

Signify Holding. All rights reserved. The information provided herein is subject to change, without notice. Signify does not give any representation or warranty as to the accuracy or completeness of the information included herein and shall not be liable for any action in reliance thereon. The information presented in this document is not intended as any commercial offer and does not form part of any quotation or contract unless otherwise agreed by Signify

Documents / Resources

	Interact INT-2104AG Interact Application Guide [pdf] User Guide INT-2104AG Interact Application Guide, INT-2104AG, Interact Application Guide, Application Guide, Guide
---	--

References

- [io Get in touch | Interact](#)

- [User Manual](#)

[Manuals+](#), [Privacy Policy](#)

This website is an independent publication and is neither affiliated with nor endorsed by any of the trademark owners. The "Bluetooth®" word mark and logos are registered trademarks owned by Bluetooth SIG, Inc. The "Wi-Fi®" word mark and logos are registered trademarks owned by the Wi-Fi Alliance. Any use of these marks on this website does not imply any affiliation with or endorsement.