





INTELLINET 520959 Cat6 Patch Panel Instructions

[Home](#) » [INTELLINET](#) » INTELLINET 520959 Cat6 Patch Panel Instructions 

INTELLINET 520959 Cat6 Patch Panel Instructions



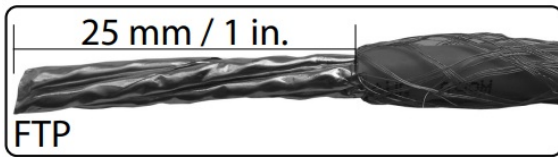

Note: These instructions can be used for any Patch Panel in the Intellinet line. Your model may differ from the one shown.

Contents




- [1 Instructions](#)
- [2 REGISTRATION](#)
- [3 WASTE ELECTRICAL & ELECTRONIC EQUIPMENT](#)
- [4 WARRANTY](#)
- [5 Customer Support](#)
- [6 Documents / Resources](#)
 - [6.1 References](#)
- [7 Related Posts](#)

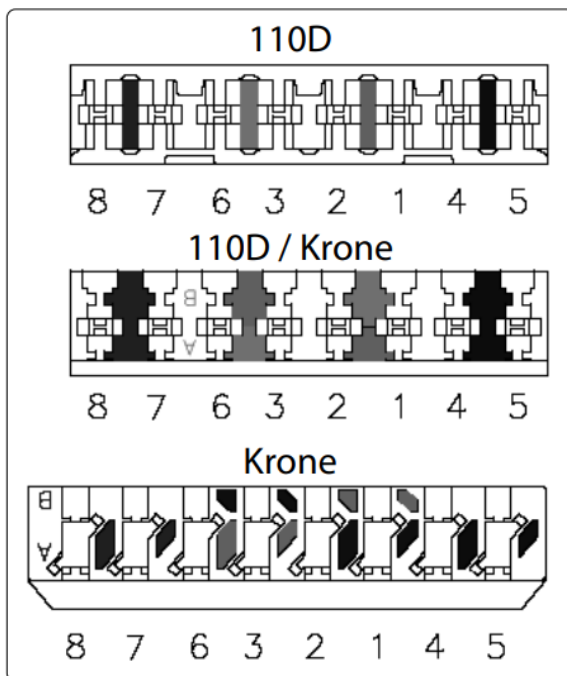
Instructions

1. Strip away 25-30 mm of the cable jacket and separate the wires into 4 pairs. Cut the wire holder flush with the cable jacket.





2. Refer to the IDC color codes on the back page to position each wire, and connect it to the patch panel using a Krone or 110D punch-down tool.

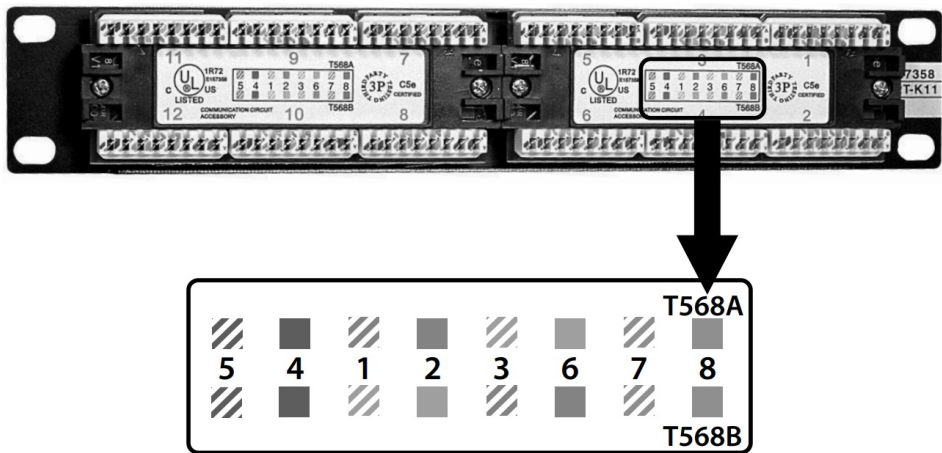




3. Attach the cables to a cable manager using cable ties, then position the patch panel as desired.



Pin 5	White/Blue
Pin 4	Blue
Pin 1	White/Green
Pin 2	Green
Pin 3	White/Orange
Pin 6	Orange
Pin 7	White/Brown
Pin 8	Brown



REGISTRATION

Scan the QR code on the other side or visit:

WASTE ELECTRICAL & ELECTRONIC EQUIPMENT



This symbol on the product or its packaging means that this product must not be treated as unsorted household waste. In accordance with EU Directive 2012/19/EU on Waste Electrical and Electronic Equipment (WEEE), this electrical product must be disposed of in accordance with the user’s local regulations for electrical or electronic waste. Please dispose of this product by returning it to your local point of sale or recycling pickup point in your municipality.

WARRANTY

For additional benefits

Scan to
register your
product warranty



or go to: register.intellinet-network.com/r/520959

intellinetnetwork.com

The Declaration of Conformity for is available at:

support.intellinet-network.com/barcode/520959



Customer Support

North & South America

IC Intracom Americas
550 Commerce Blvd.
Oldsmar, FL 34677, USA

Asia & Africa

IC Intracom Asia 4-F, No. 77, Sec. 1, Xintai 5th Rd.
Xizhi Dist., New Taipei City 221, Taiwan

Europe

IC Intracom Europe
Löhbacher Str. 7
D-58553 Halver, Germany

All trademarks and trade names are the property of their respective owners. © IC Intracom. All rights reserved.
Intellinet Printed on recycled paper. Network Solutions is a trademark of IC Intracom, registered in the U.S. and other countries.



Documents / Resources

	<p>INTELLINET 520959 Cat6 Patch Panel [pdf] Instructions 520959 Cat6 Patch Panel, 520959, Cat6 Patch Panel, Patch Panel</p>
--	--

References

- [DropCatch.com](#)
- [Intellinet Network Solutions Account and Product Registration](#)

Manuals+.