

intel AN 795 Implementing Guidelines for 10G Ethernet Subsystem Using Low Latency 10G MAC User Guide

[Home](#) » [Intel](#) » intel AN 795 Implementing Guidelines for 10G Ethernet Subsystem Using Low Latency 10G MAC User Guide 



AN 795 Implementing Guidelines for 10G Ethernet Subsystem Using Low Latency 10G MAC User Guide

Contents

- [1 AN 795 Implementing Guidelines for 10G Ethernet Subsystem Using Low Latency 10G MAC](#)
- [2 Implementing Guidelines for 10G Ethernet Subsystem Using Low Latency 10G MAC Intel ® FPGA IP in Intel ® Arria® 10 Devices](#)
- [3 Documents / Resources](#)
 - [3.1 References](#)
- [4 Related Posts](#)

AN 795 Implementing Guidelines for 10G Ethernet Subsystem Using Low Latency 10G MAC

AN 795: Implementing Guidelines for 10G Ethernet Subsystem Using Low Latency 10G MAC Intel FPGA® IP in Intel ® Arria® 10 Devices

Implementing Guidelines for 10G Ethernet Subsystem Using Low Latency 10G MAC Intel ® FPGA IP in Intel ® Arria® 10 Devices

The implementing guidelines show you how to use Intel's Low Latency 10G Media Access Controller (MAC) and PHY IPs.

Figure 1. Intel® Arria® 10 Low Latency Ethernet 10G MAC System

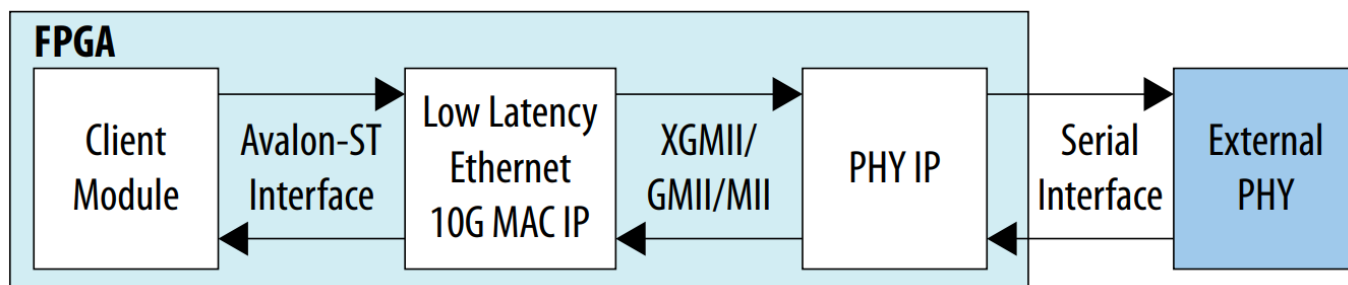


Table 1. Intel® Arria® 10 Low Latency Ethernet 10G MAC Designs

This table lists all the Intel® Arria® 10 designs for Low Latency Ethernet 10G MAC Intel FPGA IP.

| Design Example | MAC Variant | PHY | Development Kit |
|------------------------------------|--------------------------|--|----------------------------------|
| 10GBase-R Ethernet | 10G | Native PHY | Intel Arria 10 GX Transceiver SI |
| 10GBase-R Register Mode Ethernet | 10G | Native PHY | Intel Arria 10 GX Transceiver SI |
| XAUI Ethernet | 10G | XAUI PHY | Intel Arria 10 GX FPGA |
| 1G/10G Ethernet | 1G/10G | 1G/10GbE and 10GBASE-KR PHY | Intel Arria 10 GX Transceiver SI |
| 1G/10G Ethernet with 1588 | 1G/10G | 1G/10GbE and 10GBASE-KR PHY | Intel Arria 10 GX Transceiver SI |
| 10M/100M/1G/10G Ethernet | 10M/100M/1G/10G | 1G/10GbE and 10GBASE-KR PHY | Intel Arria 10 GX Transceiver SI |
| 10M/100M/1G/10G Ethernet with 1588 | 10M/100M/1G/10G | 1G/10GbE and 10GBASE-KR PHY | Intel Arria 10 GX Transceiver SI |
| 1G/2.5G Ethernet | 1G/2.5G | 1G/2.5G/5G/10G Multi-rate Ethernet PHY | Intel Arria 10 GX Transceiver SI |
| 1G/2.5G Ethernet with 1588 | 1G/2.5G | 1G/2.5G/5G/10G Multi-rate Ethernet PHY | Intel Arria 10 GX Transceiver SI |
| 1G/2.5G/10G Ethernet | 1G/2.5G/10G | 1G/2.5G/5G/10G Multi-rate Ethernet PHY | Intel Arria 10 GX Transceiver SI |
| 10G USXGMII Ethernet | 1G/2.5G/5G/10G (USXGMII) | 1G/2.5G/5G/10G Multi-rate Ethernet PHY | Intel Arria 10 GX Transceiver SI |

Intel Corporation. All rights reserved. Intel, the Intel logo, and other Intel marks are trademarks of Intel Corporation or its subsidiaries. Intel warrants performance of its FPGA and semiconductor products to current specifications in accordance with Intel's standard warranty, but reserves the right to make changes to any products and services at any time without notice. Intel assumes no responsibility or liability arising out of the application or use of any information, product, or service described herein except as expressly agreed to in writing by Intel. Intel customers are advised to obtain the latest version of device specifications before relying on any published information and before placing orders for products or services.

*Other names and brands may be claimed as the property of others.

1. Implementing Guidelines for 10G Ethernet Subsystem Using Low Latency 10G MAC Intel® FPGA IP in Intel® Arria® 10 Devices

683347 | 2020.10.28

Note:

You can access all the listed designs through the Low Latency Ethernet 10G MAC Intel® FPGA IP parameter editor in the Intel Quartus Prime software, except for the XAUI Ethernet reference design. You can get the XAUI Ethernet reference design from the Design Store.

Intel offers separate MAC and PHY IPs for the 10M to 1G Multi-rate Ethernet subsystems to ensure flexible implementation. You can instantiate the Low Latency Ethernet 10G MAC Intel FPGA IP with 1G/2.5G/5G/10G Multi-rate Ethernet PHY, Intel Arria 10 1G/10GbE and 10GBASE-KR PHY, or XAUI PHY and Intel Arria 10 Transceiver Native PHY to cater different design requirements.

Related Information

- [Low Latency Ethernet 10G MAC Intel FPGA IP User Guide](#)

Provides detailed information about instantiating and parameterizing the MAC IP.

- [Low Latency Ethernet 10G MAC Intel Arria 10 FPGA IP Design Example User Guide](#)

Provides detailed information about instantiating and parameterizing the MAC design examples.

- [Intel Arria 10 Transceiver PHY User Guide](#)

Provides detailed information about instantiating and parameterizing the PHY IP.

- [Low Latency Ethernet 10G MAC Debug Checklist](#)

- [AN 699: Using the Altera Ethernet Design Toolkit](#)

This toolkit helps you to configure and run Ethernet reference designs as well as debug any Ethernet related issues.

- [Fault Tree Analysis for Low Latency 10G MAC Data Corruption Issue](#)

- [Arria 10 Low Latency Ethernet 10G MAC and XAUI PHY Reference Design](#)

Provides the files for the reference design.

1.1. Low Latency Ethernet 10G MAC and Intel Arria 10 Transceiver Native PHY Intel FPGA IPs

You can configure the Intel Arria 10 Transceiver Native PHY Intel FPGA IP to implement the 10GBASE-R PHY with the Ethernet specific physical layer running at 10.3125 Gbps data rate as defined in Clause 49 of the IEEE 802.3-2008 specification.

This configuration provides an XGMII to Low Latency Ethernet 10G MAC Intel FPGA IP and implements a single-channel 10.3 Gbps PHY providing a direct connection to an SFP+ optical module using SFI electrical specification. Intel offers two 10GBASE-R Ethernet subsystem design examples and you can generate these designs dynamically using the Low Latency Ethernet 10G MAC Intel FPGA IP parameter editor. The designs support functional simulation and hardware testing on designated Intel development kits.

Figure 2. Clocking and Reset Scheme for Low Latency Ethernet 10G MAC and Intel Arria 10 Transceiver Native PHY in 10GBASE-R Design Example

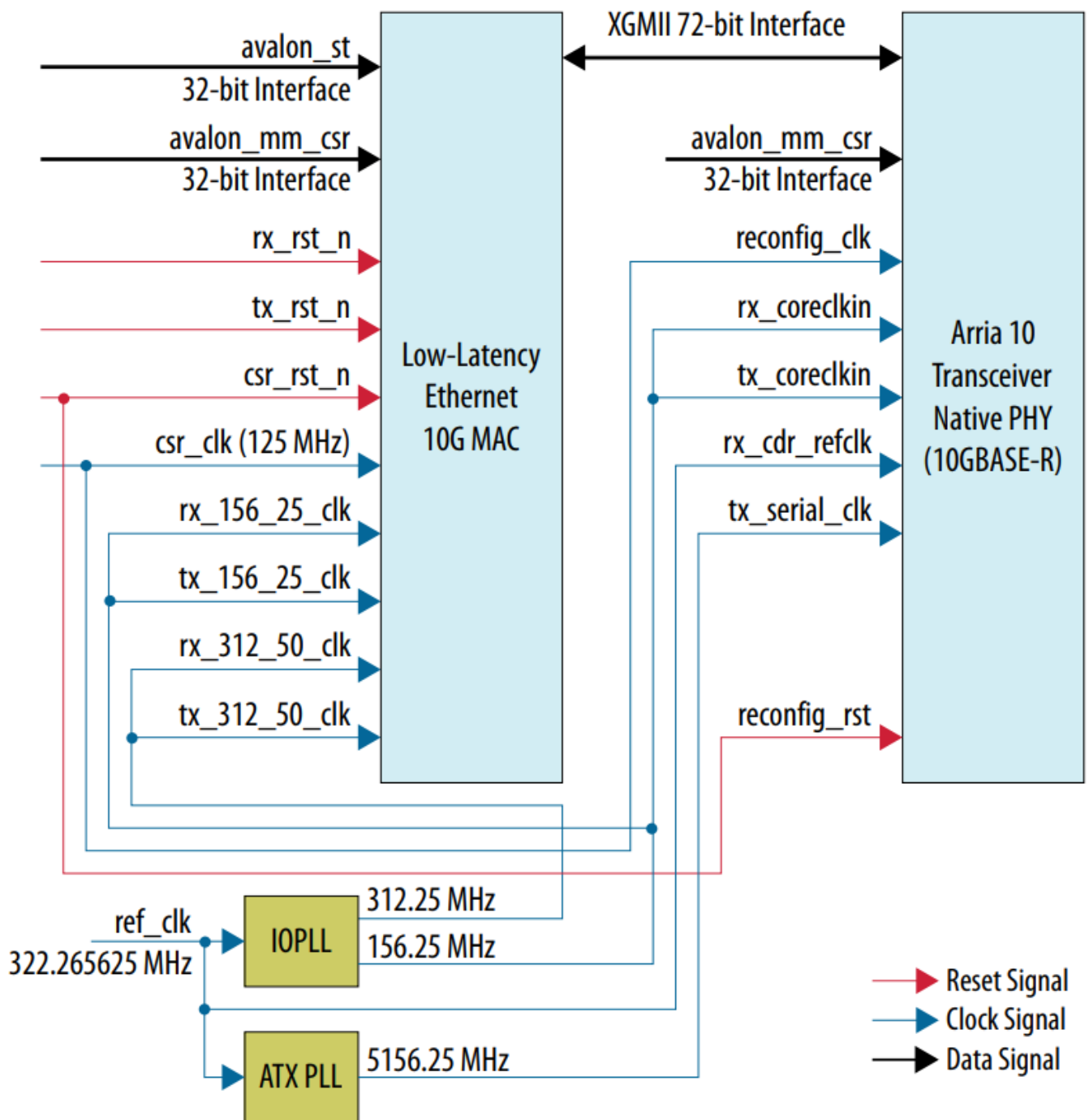
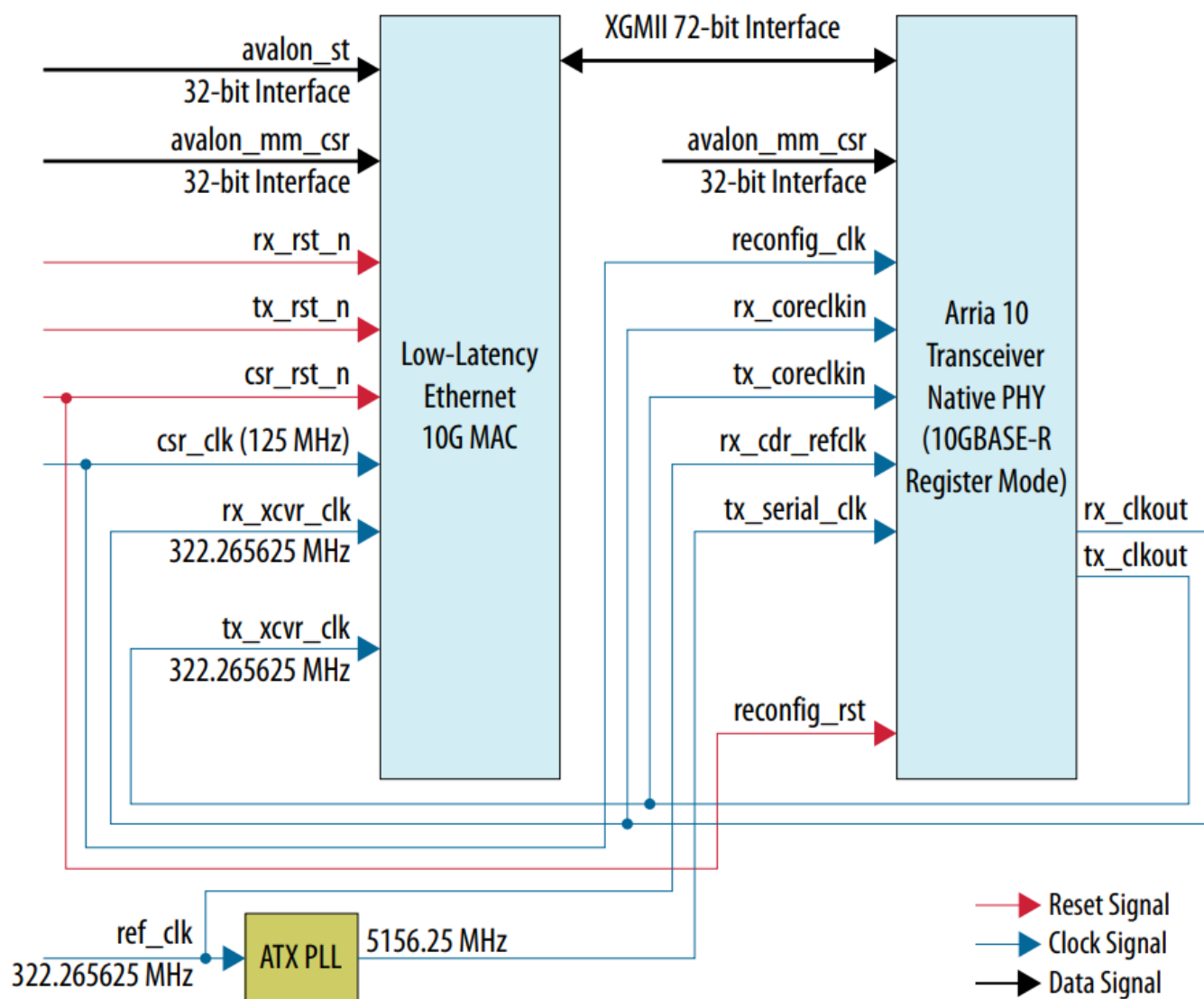


Figure 3. Clocking and Reset Scheme for Low Latency Ethernet 10G MAC and Intel Arria 10 Transceiver Native PHY in 10GBASE-R Design Example with Register Mode Enabled



Related Information

[Low Latency Ethernet 10G MAC Intel Arria 10 FPGA IP Design Example User Guide](#)

Provides detailed information about instantiating and parameterizing the MAC design examples.

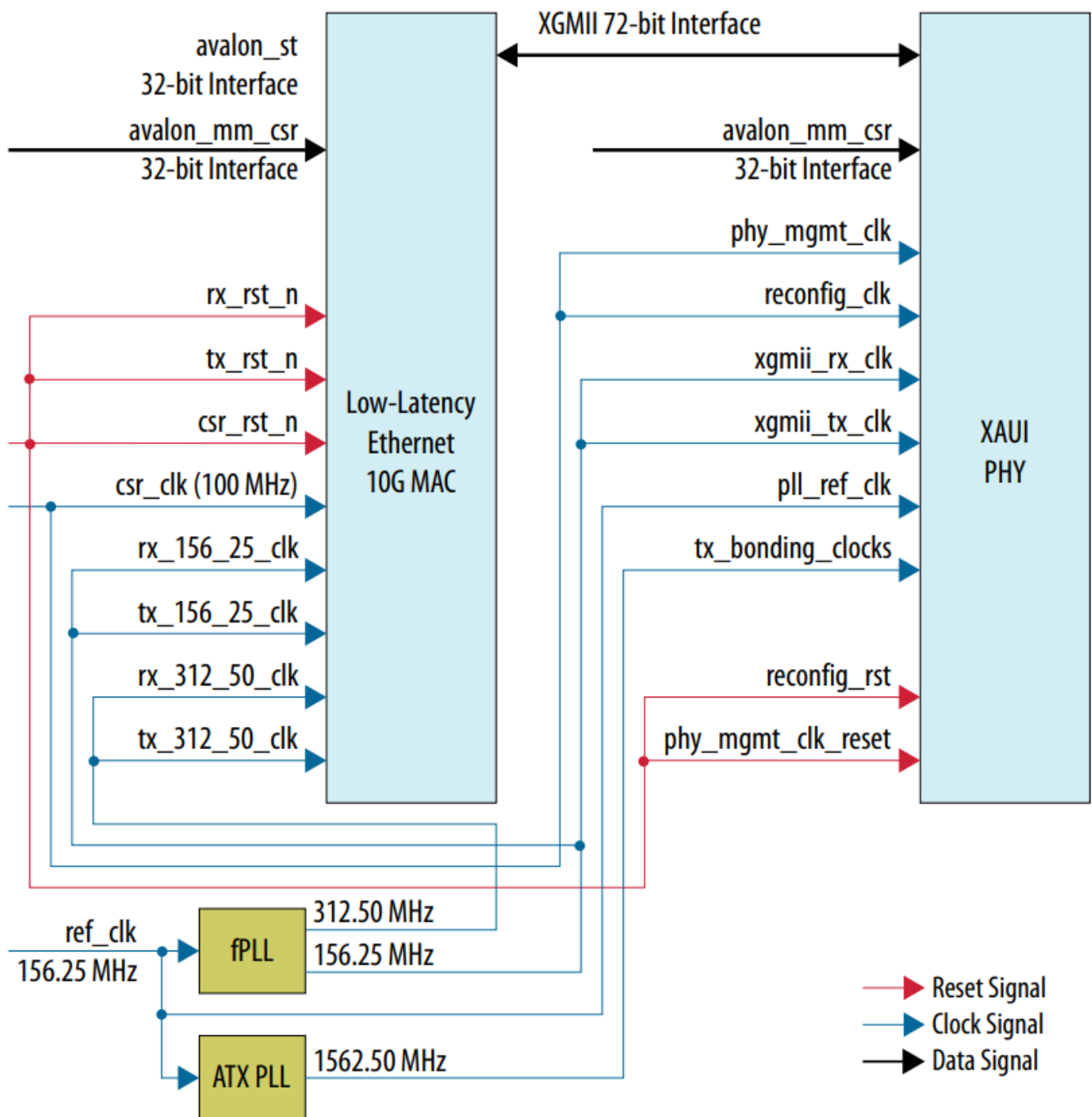
1.2. Low Latency Ethernet 10G MAC and XAUI PHY Intel FPGA IPs

The XAUI PHY Intel FPGA IP provides an XGMII to Low Latency Ethernet 10G MAC Intel FPGA IP and implements four lanes each at 3.125 Gbps at the PMD interface.

The XAUI PHY is a specific physical layer implementation of the 10 Gigabit Ethernet link defined in the IEEE 802.3ae-2008 specification.

You can obtain the reference design for the 10GbE subsystem implemented using Low Latency Ethernet 10G MAC and XAUI PHY Intel FPGA IPs from Design Store. The design supports functional simulation and hardware testing on designated Intel development kit.

Figure 4. Clocking and Reset Scheme for Low Latency Ethernet 10G MAC and XAUI PHY Reference Design



Related Information

- [Arria 10 Low Latency Ethernet 10G MAC and XAUI PHY Reference Design](#)
Provides the files for the reference design.
- [AN 794: Arria 10 Low Latency Ethernet 10G MAC and XAUI PHY Reference Design](#)

1.3. Low Latency Ethernet 10G MAC and 1G/10GbE and 10GBASEKR PHY Intel Arria 10 FPGA IPs

The 1G/10GbE and 10GBASE-KR PHY Intel Arria 10 FPGA IP provide MII, GMII and XGMII to Low Latency Ethernet 10G MAC Intel FPGA IP.

The 1G/10GbE and 10GBASE-KR PHY Intel Arria 10 FPGA IP implement a singlechannel 10Mbps/100Mbps/1Gbps/10Gbps serial PHY. The designs provide a direct connection to 1G/10GbE dual speed SFP+ pluggable modules, 10M–10GbE 10GBASE-T and 10M/100M/1G/10GbE 1000BASE-T copper external PHY devices, or chip-to-chip interfaces. These IP cores support reconfigurable 10Mbps/100Mbps/1Gbps/10Gbps data rates.

Intel offers dual-speed 1G/10GbE and multi-speed 10Mb/100Mb/1Gb/10GbE design examples and you can generate these designs dynamically using the Low Latency

Ethernet 10G MAC Intel FPGA IP parameter editor. The designs support functional simulation and hardware testing on designated Intel development kit.

The multi-speed Ethernet subsystem implementation using 1G/10GbE or 10GBASE-KR PHY Intel Arria 10 FPGA IP design requires manual SDC constraints for the internal PHY IP clocks and clock domain crossing handling. Refer to the altera_eth_top.sdc file in the design example to know more about the required create_generated_clock, set_clock_groups and set_false_path SDC constraints.

Figure 5. Clocking and Reset Scheme for Low Latency Ethernet 10G MAC and Intel Arria 10 1G/10GbE and 10GBASE-KR Design Example (1G/10GbE Mode)

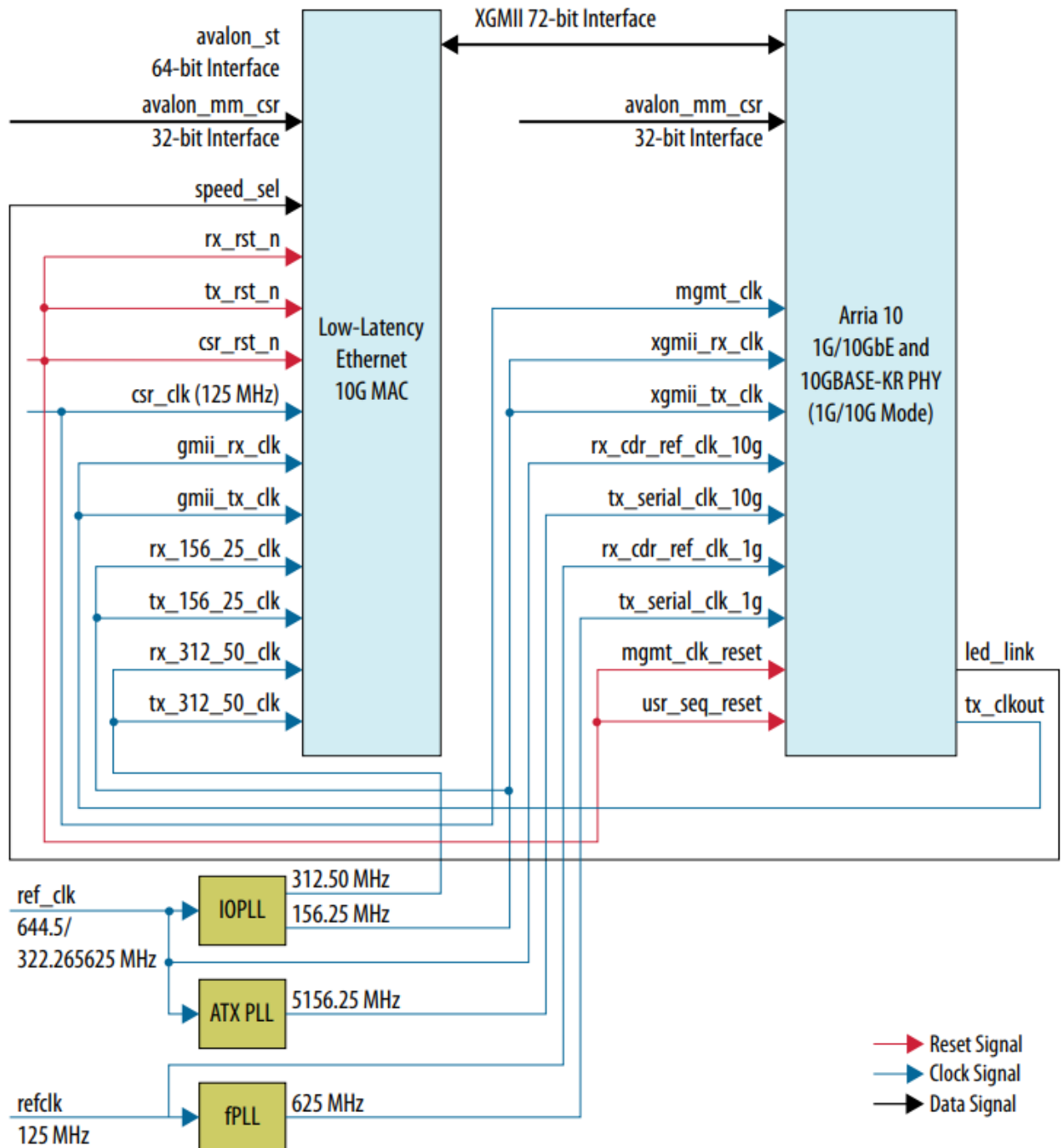
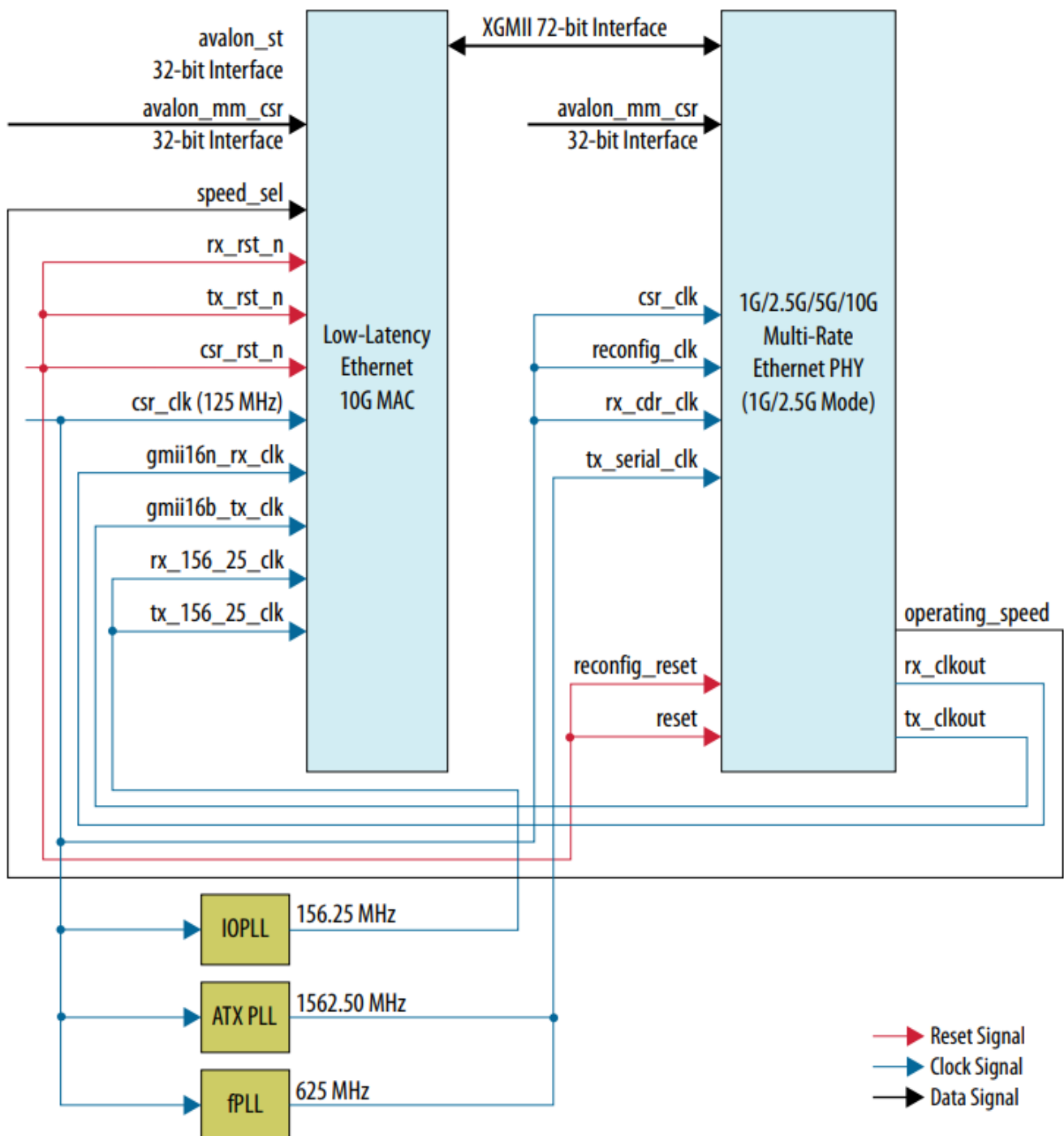


Figure 6. Clocking and Reset Scheme for Low Latency Ethernet 10G MAC and Intel Arria 10 1G/10GbE and 10GBASE-KR Design Example (10Mb/100Mb/1Gb/10GbE Mode)



Related Information

[Low Latency Ethernet 10G MAC Intel Arria 10 FPGA IP Design Example User Guide](#)

Provides detailed information about instantiating and parameterizing the MAC design examples.

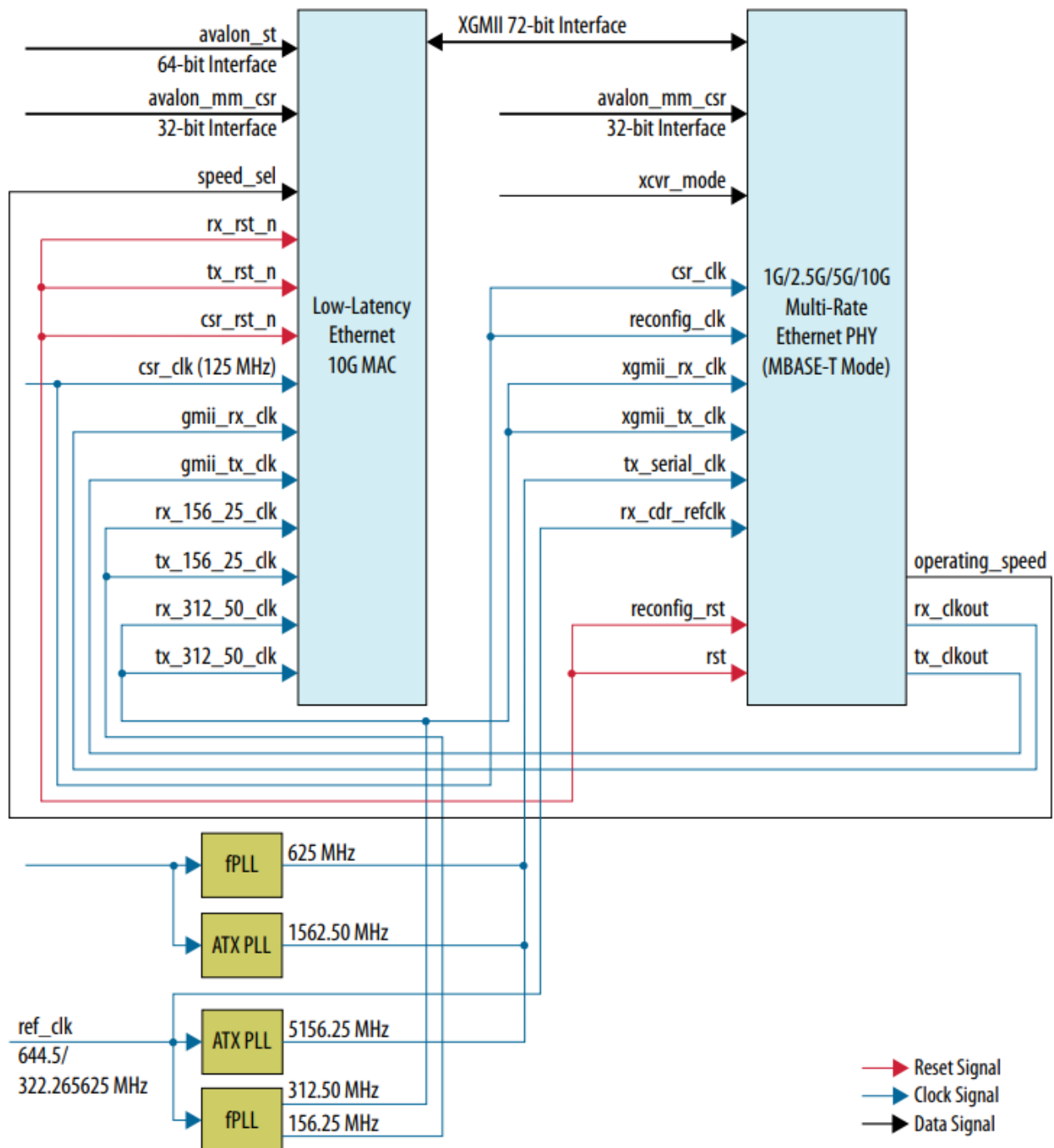
1.4. Low Latency Ethernet 10G MAC and 1G/2.5G/5G/10G MultiRate Ethernet PHY Intel FPGA IPs

The 1G/2.5G/5G/10G Multi-Rate Ethernet PHY Intel FPGA IP for Intel Arria 10 devices provides GMII and XGMII to the Low Latency Ethernet 10G MAC Intel FPGA IP.

The 1G/2.5G/5G/10G Multi-Rate Ethernet PHY Intel FPGA IP for Intel Arria 10 devices implements a single-channel 1G/2.5G/5G/10Gbps serial PHY. The design provides a direct connection to 1G/2.5GbE dual speed SFP+ pluggable modules, MGBASE-T and NBASE-T copper external PHY devices, or chip-to-chip interfaces. These IPs support reconfigurable 1G/2.5G/5G/10Gbps data rates.

Intel offers dual-speed 1G/2.5GbE, multi-speed 1G/2.5G/10GbE MGBASE-T, and multispeed 1G/2.5G/5G/10GbE MGBASE-T design examples and you can generate these designs dynamically using the Low Latency Ethernet 10G MAC Intel FPGA IP parameter editor. The designs support functional simulation and hardware testing on designated Intel development kit.

Figure 7. Clocking and Reset Scheme for Low Latency Ethernet 10G MAC and 1G/ 2.5G/5G/10G Multi-Rate Ethernet PHY Design Example (1G/2.5G Mode)



For multi-speed 1G/2.5GbE and 1G/2.5G/10GbE MBASE-T Ethernet subsystem implementations using 1G/2.5G/5G/10G Multi-rate Ethernet PHY Intel FPGA IP, Intel recommends you copy the transceiver reconfiguration module (alt_mge_rcfg_a10.sv) provided with the design example. This module reconfigures the transceiver channel speed from 1G to 2.5G, or to 10G, and vice versa.

The multi-speed 1G/2.5GbE and 1G/2.5G/10GbE MBASE-T Ethernet subsystem implementation also requires manual SDC constraints for the internal PHY IP clocks and clock domain crossing handling. Refer to the altera_eth_top.sdc file in the design example to know more about the required create_generated_clock, set_clock_groups and set_false_path SDC constraints.

Figure 8. Clocking and Reset Scheme for Low Latency Ethernet 10G MAC and 1G/ 2.5G/5G/10G Multi-Rate Ethernet PHY Design Example (1G/2.5G/10GbE MBASE-T Mode)

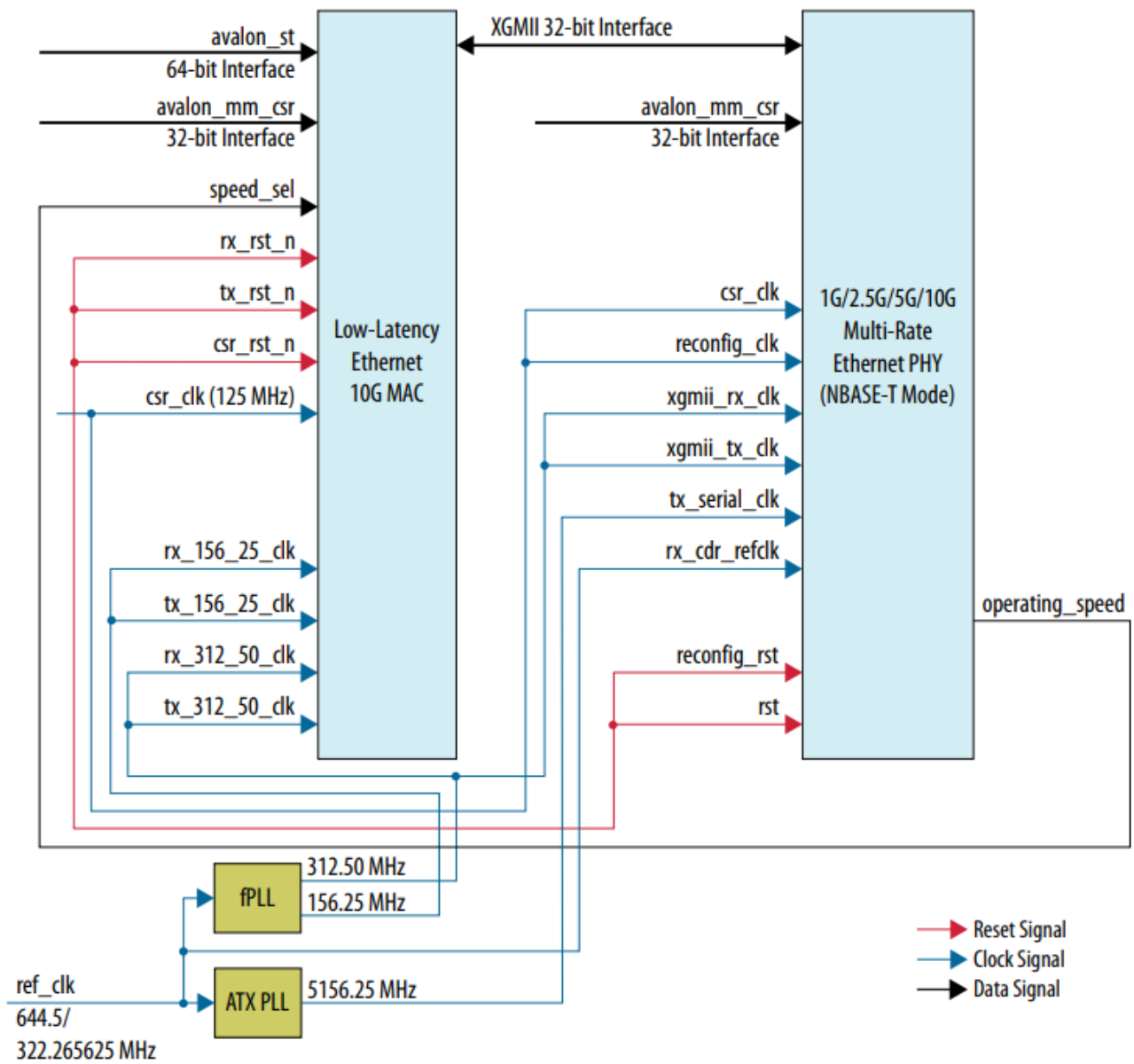
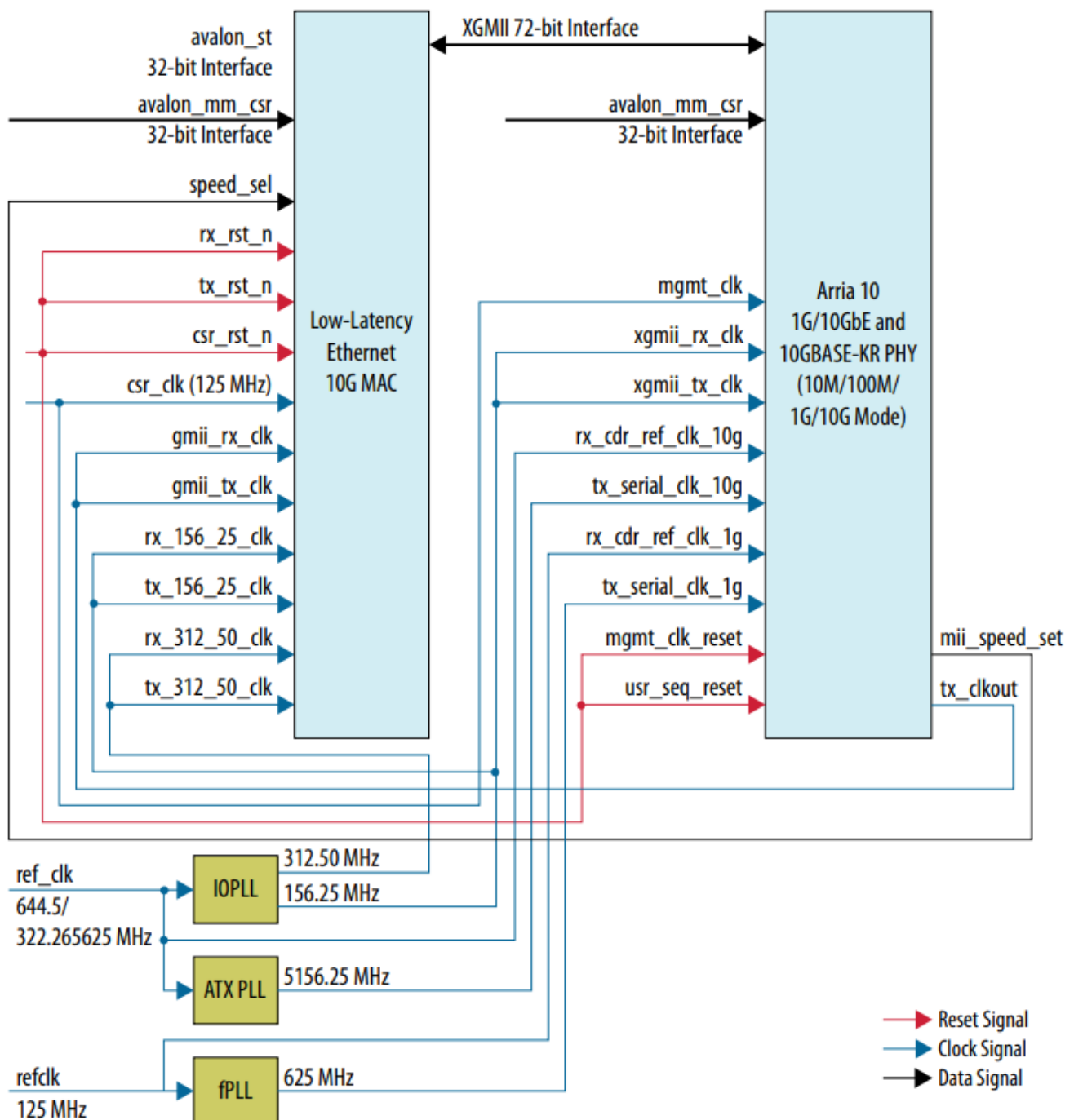


Figure 9. Clocking and Reset Scheme for Low Latency Ethernet 10G MAC and 1G/2.5G/5G/10G Multi-Rate Ethernet PHY Design Example (1G/2.5G/5G/10GbE NBASE-T Mode)



Related Information

Low Latency Ethernet 10G MAC Intel Arria 10 FPGA IP Design Example User Guide Provides detailed information about instantiating and parameterizing the MAC design examples.

1.5. Document Revision History for AN 795: Implementing Guidelines for 10G Ethernet Subsystem Using Low Latency 10G MAC Intel FPGA IP in Intel Arria 10 Devices

| Document Version | Changes |
|------------------|--|
| 2020.10.28 | <ul style="list-style-type: none"> Rebranded as Intel. Renamed the document as AN 795: Implementing Guidelines for 10G Ethernet Subsystem Using Low Latency 10G MAC Intel FPGA IP in Intel Arria 10 Devices. |

| Date | Version | Changes |
|-------------|------------|------------------|
| February-17 | 2017.02.01 | Initial release. |

AN 795: Implementing Guidelines for 10G Ethernet Subsystem Using Low Latency 10G MAC Intel® FPGA IP in Intel® Arria® 10 Devices



Documents / Resources

| | |
|--|--|
| | <p>intel AN 795 Implementing Guidelines for 10G Ethernet Subsystem Using Low Latency 10G MAC [pdf] User Guide</p> <p>AN 795 Implementing Guidelines for 10G Ethernet Subsystem Using Low Latency 10G MAC, A N 795, Implementing Guidelines for 10G Ethernet Subsystem Using Low Latency 10G MAC, Ethernet Subsystem Using Low Latency 10G MAC, Low Latency 10G MAC</p> |
|--|--|

References

- [FTA Low latency 10G MAC Data Corruption Issue - Intel Communities](#)
- [Low Latency Ethernet 10G MAC Debug Checklist - Intel Communities](#)
- [intel 1. Implementing Guidelines for 10G Ethernet Subsystem Using Low...](#)
- [intel 1. About LL Ethernet 10G MAC](#)
- [intel 1. Using the Altera Ethernet Design Toolkit](#)
- [intel 1. Arria® 10 Low Latency Ethernet 10G MAC and XAUI PHY Reference...](#)
- [intel 1. Quick Start Guide](#)
- [intel 1. Arria® 10 Transceiver PHY Overview](#)
- [intel Intel ISO 9001:2015 Registrations](#)