



instructables Lego Minecraft Axolotl Instruction Manual

[Home](#) » [instructables](#) » instructables Lego Minecraft Axolotl Instruction Manual 

instructables Lego Minecraft Axolotl Instruction Manual


Contents

- [1 INDUCTIONS](#)
- [2 Supplies](#)
- [3 Step 1: The Main Body](#)
- [4 Step 2: The Head](#)
- [5 Step 3: The Tail](#)
- [6 Documents / Resources](#)
 - [6.1 References](#)
- [7 Related Posts](#)


INDUCTIONS

I know, I know, this thing looks huge. Believe me when I say, however, that I did my maths; a minecraft block is about 1 yard by 1 yard (feel free to skip this paragraph btw), each stud is 1 ft, and the axolotl's hitbox is about $\frac{2}{3}$ block high by $1\frac{1}{3}$ block wide, meaning it should be about 2 blocks long o_0. I do this with a majority of builds that are hard to scale just by looking at them.

According to my math, it's the right size. And if that doesn't convince you, there is an image of it next to the official version of the cat.



1. Yes, this is a baby uwu





Supplies

The legos shown.






This is a nice easy one, with only a few harder-to-get pieces =]

Also remember, you are able to customize these; there are 5 or 6 (if you count green) different colors, so do what you can with what's available!!!!








Step 1: The Main Body

This was the easy part. The hard parts were the tail and head (the tail less so).





Step 2: The Head

The hard part was trying to get the 3aring things looking good, the rest was clear sailing.




Step 3: The Tail

Not much to explain here.



This build may seem like low-hanging fruit for 1.17 content, but it was actually rather difficult to put together while trying to keep it as small as possible.

Documents / Resources

	<p>instructables Lego Minecraft Axolotl [pdf] Instruction Manual</p> <p>Lego Minecraft Axolotl, Minecraft Axolotl, Lego Minecraft, Minecraft Block</p>
--	--

References

-  [Yours for the making - Instructables](#)
-  [Lego Minecraft Axolotl : 3 Steps - Instructables](#)
-  [Witheredboi's Activity - Instructables](#)