




instructables Bakeing Brownies Instructions

[Home](#) » [instructables](#) » instructables Bakeing Brownies Instructions 



instructables

How to Bake Brownies
by Trinity Sazue

Contents

- [1 Bakeing Brownies](#)
- [2 Documents / Resources](#)
- [2.1 References](#)
- [3 Related Posts](#)

Bakeing Brownies


Hi, my name is Trinn. I like to giveaway sweet recipes that contain a delicious taste. People love treats and I have the best recipe that can be made, not only for you, but for the whole family and friends. I am going to teach you how to make delicious brownies. Here are the 6 easy steps and the things you will be needing to make brownies.

Supplies:

- Brownie Mix
- Chocolate Syrup Pouch
- 1 Egg
- 1/3 cup Vegetable Oil
- 3 Tablespoons Water

- 9×9 Baking Pan
- Pam Baking Spray



**Step 1: Preheat**

Preheat the oven to 350 degrees.




Step 2: Grease the Pan

Use your Pam Baking spray to grease the pan all around.



Step 3: Stir

The next step is to stir the brownie mix, chocolate syrup pouch, water, oil, and egg in a medium bowl until it is well blended.



Step 4: Spread

Next, in the 9×9 Baking Pan, spread the mix evenly throughout the pan.




Step 5: Bake

Once you evenly spread the mix, it is time to bake. Put your pan into the oven that is already nice and hot and let it bake for about 30 minutes.

**Step 6: Cool and Cut**

Once your brownies are done, cool in a pan on a wire rack. Once cool, cut into whatever sized squares you'd like.



instructables

Documents / Resources

	instructables Bakeing Brownies [pdf] Instructions Bakeing Brownies, Brownies
---	---

References

- 🤖 [Yours for the making - Instructables](#)
- 🤖 [How to Bake Brownies : 6 Steps - Instructables](#)

-  [Trinity Sazue's Profile - Instructables](#)

Manuals+.