



INSTORE SCREEN inTOUCH430 Monitor User Manual

[Home](#) » [INSTORE SCREEN](#) » [INSTORE SCREEN inTOUCH430 Monitor User Manual](#) 

Contents

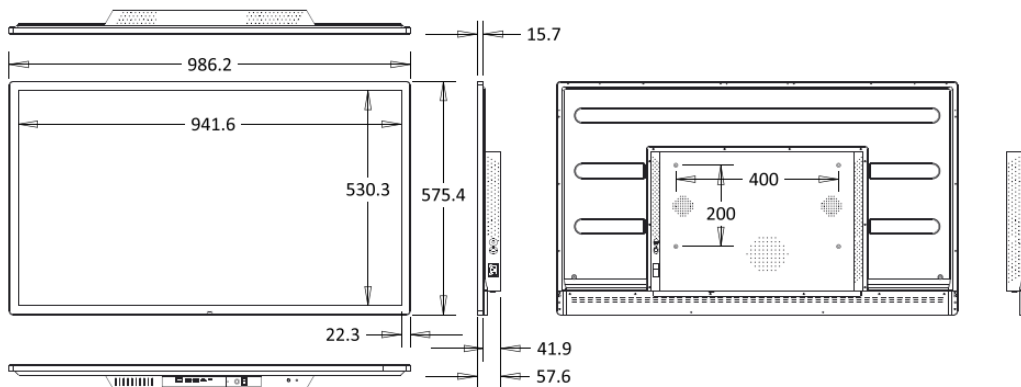
- [1 INSTORE SCREEN inTOUCH550 Monitor](#)
- [2 Dimensions](#)
- [3 DESCRIPTION](#)
- [4 Technical data](#)
- [5 Disposal and Recycling Information:](#)
 - [5.1 European Union-Disposal Information](#)
- [6 CONNECTING THE MONITOR](#)
- [7 WARRANTY](#)
- [8 OSD OPERATION](#)
- [9 PRODUCT CLEANING](#)
- [10 FCC Warning](#)
 - [10.1 FCC radiation exposure statement:](#)
- [11 Documents / Resources](#)
- [12 Related Posts](#)

INSTORE SCREEN™

INSTORE SCREEN inTOUCH550 Monitor



Dimensions



Although the information contained within this document is provided in good faith, Instore screen LLC (including its affiliates, agents and employees) repudiates any and all liability for any errors, inaccuracies or incompleteness relating to the product.

Instore screen LLC provides no warranty, representation or guarantee with regard to the performance, quality, lifetime or suitability of the products for any particular purpose

To the fullest extent permitted by law, Instore screen LLC disclaims (1) any and all liability arising out of or in connection with the use of the product, and (2) any and all liability, including, but without limitation, special, consequential and indirect damages and losses, and (3) any and all implied warranties, including, but without limitation to, fitness for purpose and merchantability.

All images, drawings, diagrams, technical descriptions, information and specifications contained in this document (the "Content") constitute the intellectual property of Instore screen LLC.

All rights are reserved. Any distribution, duplication, amendment, and any other kind of use of the Content or its reproduction in whole or in part is permitted only with the prior written consent of Instore screen LLC.

The Content is strictly confidential and intended solely for the addressee

ALL Product information may be changed at any time without prior notification

DESCRIPTION

This display is designed for professional use in retail environments, it can also be used for other professional purposes with the correct installation hardware.

Included with this product are the following items:

- 1x inTOUCH430 monitor
- 1 x Power cable
- 1 HDMI cable

- 1 x This manual

USB-C connect: Needed to complete the installation connect is:

USB-C high speed cable (not included)

HDMI connect: Needed to complete the installation connect is:

HDMI cable

USB-A to USB-C from computer to monitor for touch data.

Technical data

- Input: AC = 100-240V 50/60Hz
- Operating temperature: 0 deg C to +50 deg C
- Relative humidity: 20% RH to 90% RH
- Resolution: 1920 x 1080 @ 60 hz
- Colors: 1.07 B
- Viewing angle: 89/89/89/89
- Contrast ratio: 3000:1
- Brightness: 450 cd/m2
- Power consumption: 100-240V 95W
- Video input: HDMI, USB-C
- Certifications: CE, FCC, RoHS

High-Risk Activities Warning:

This display is not intended for use in the operation of nuclear facilities, aircraft navigation or communications systems, or air traffic control machines, or for any other uses where the failure of the computer system could lead to death, personal injury or severe environmental damage.

Disposal and Recycling Information:

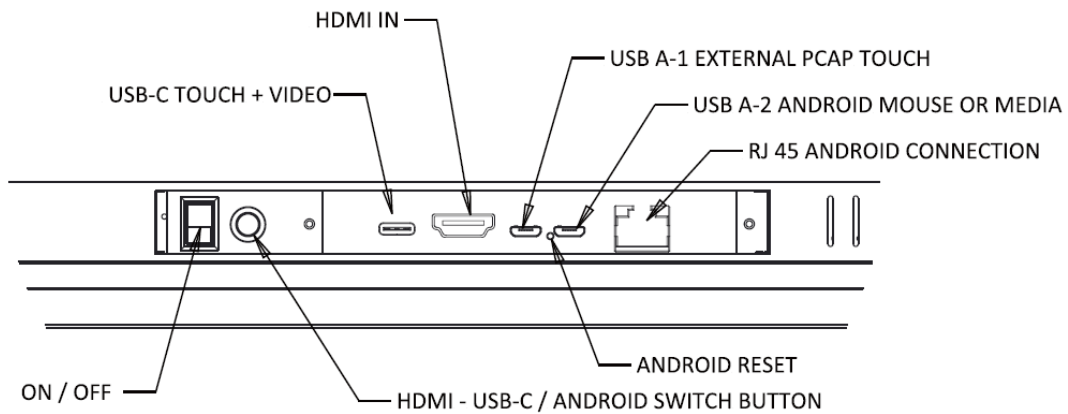
This symbol indicates that your product must be disposed of properly according to local laws and regulations. When your product reaches its end of life, contact your distributor or your local authorities to learn about recycling options.

European Union-Disposal Information

The symbol above means that according to local laws and regulations your product should be disposed of separately from household waste. When this product reaches its end of life, take it to a collection point designated by local authorities. Some collection points accept products for free. The separate collection and recycling of your product at the time of disposal will help conserve natural resources and ensure that it is recycled in a manner that protects human health and the environment.

CONNECTING THE MONITOR

This monitor can get video signals and transmit touch data with only one USB-C cable.
USB-C cable must be 3.1



NOTE: HDMI – USB-C/ ANDROID SWITCH BUTTON (GRREN) TOGGLES BETWEEN USING ANDROID AND USB-C OR HDMI INPUT

1. **RUNNING ANDROID:**

Connect power cord and turn ON / OFF

Press HDMI – USB-C / ANDROID switch button to Android mode

2. **RUNNING EXTERNAL LENOVO PC OPTION 1 (HDMI + USB-A):**

Connect HDMI and USB-A to USB-A-1 to computer for PCAP touch

Connect power cord and turn ON /OFF

Press HDMI – USB-C / ANDROID switch button to HDMI – USB-C mode

3. **RUNNING EXTERNAL LENOVO PC OPTION 2 (USB-C):**

Connect USB-C to monitor and computer for video and PCAP touch

Connect power cord and turn ON/ OFF

Press HDMI – USB-C/ ANDROID switch button to HDMI USB-C mode

WARRANTY

This display comes with a three year manufacturer's warranty. You can find details of the warranty at www.instorescreen.com.

For more information scan the QR code:



or visit <https://ma.instorescreen.com>

OSD OPERATION

The OSD is set over ANDROID.

Further information regarding OSD settings can be retrieved at:



<https://www.instorescreen.com/INT-OSD215.html>

PRODUCT CLEANING

This product are made of toughened glass and anodized aluminum.
Use a cloth with solvent of waste, alcohol similar.

Do not use solvents with:

- Polishing effect
- Sand or rubbing crystals
- Acids or other strong solvents

FCC Warning

This device complies with part 15 of the FCC Rules. Operation is subject to the following two conditions:

1. This device may not cause harmful interference, and
2. this device must accept any interference received, including interference that may cause undesired operation.

This equipment has been tested and found to comply with the limits for a class B digital device, pursuant to part 15 of the FCC Rules. These limits are designed to provide reasonable protection against harmful interference when the equipment is operated in a commercial environment. This equipment generates, uses, and can radiate radio frequency energy and, if not installed and used in accordance with the instruction manual, may cause harmful interference to radio communications. Operation of this equipment in a residential area is likely to cause harmful interference in which case the user will be required to correct the interference at his own expense:

- Reorient or relocate the receiving antenna. increase the separation between the equipment and receiver.
- Connect the equipment into an outlet on a circuit different from that to which the receiver is connected.
- Consult the dealer or an experienced radio/TV technician for help.

FCC radiation exposure statement:


- This equipment complies with FCC radiation exposure limits set forth for an uncontrolled environment. This equipment should be installed and operated with minimum distance of 20 cm between the radiator and your body.

This transmitter must not be co-located or operating in conjunction with any other antenna or transmitter.

Australia Class B Warning:

Equipment meeting Class B requirements may not offer adequate protection to broadcast services within a residential environment.
Changes or modifications not expressly approved by the party responsible for compliance could void the user's authority to operate the equipment

Documents / Resources

	<p>INSTORE SCREEN inTOUCH430 Monitor [pdf] User Manual INTOUCH430A, 2AI56-INTOUCH430A, 2AI56INTOUCH430A, inTOUCH430 Monitor, inTOUCH 430, Monitor</p>
---	---