



InstaBox LED Flame Bluetooth Speaker Instruction Manual

[Home](#) » [InstaBox](#) » InstaBox LED Flame Bluetooth Speaker Instruction Manual 

Contents

- [1 InstaBox LED Flame Bluetooth Speaker Instruction Manual](#)
- [2 Content](#)
- [3 Product Description](#)
- [4 Indicator Light Instruction](#)
- [5 Keys Instruction](#)
- [6 Bluetooth Connection](#)
- [7 How to connect two speakers](#)
- [8 Tips for usage](#)
- [9 Safety warning](#)
- [10 Product parameters](#)
- [11 Documents / Resources](#)
 - [11.1 References](#)
- [12 Related Posts](#)

InstaBox LED Flame Bluetooth Speaker Instruction Manual



Content



A. LED Flame Bluetooth Speaker



B. Instruction

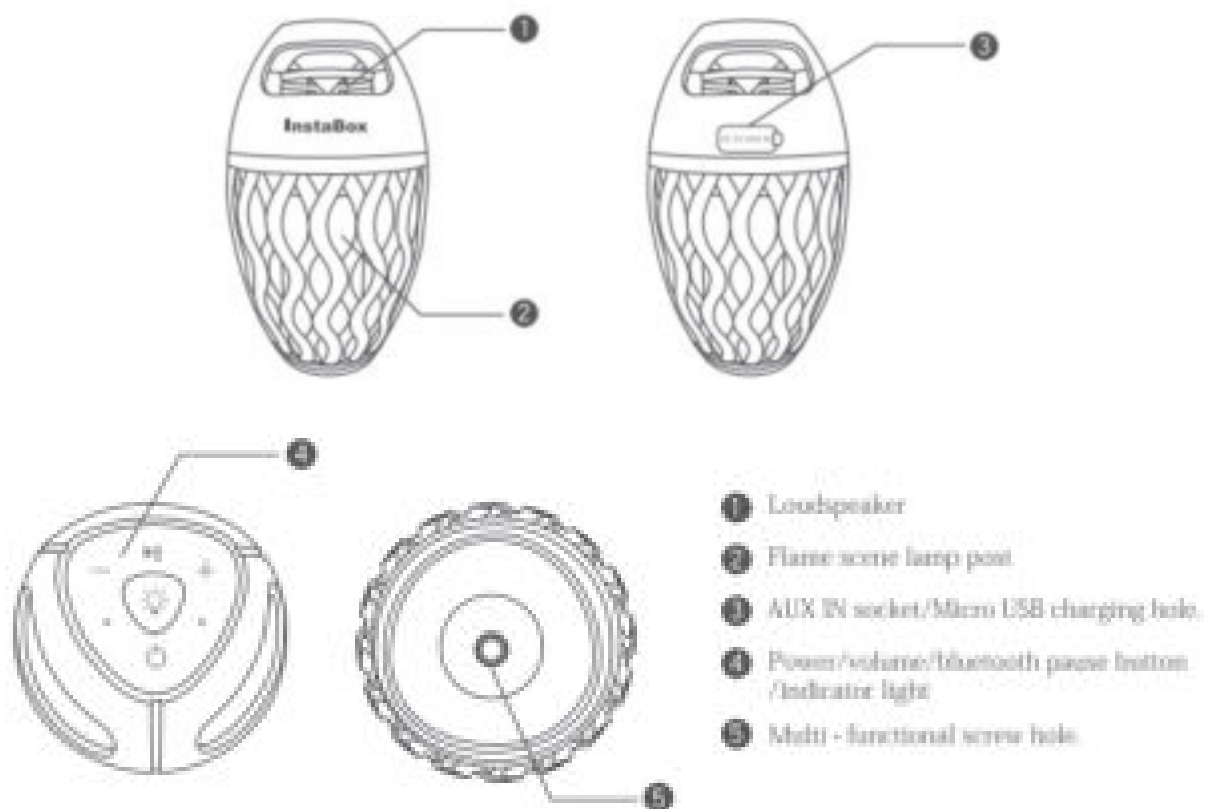


C. USB cable for charging

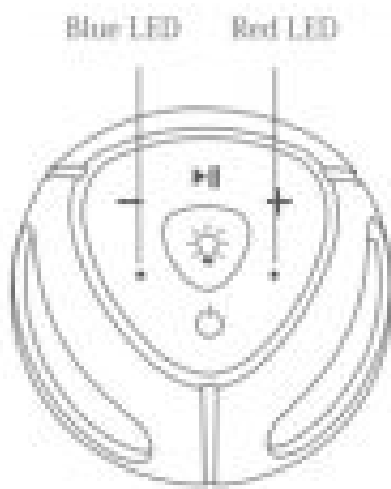


D. AUX In

Product Description



Indicator Light Instruction



Blue LED

Bluetooth mode: when entering the pairing mode blue LED blinks every 0.1s. if the pairing is Successful, blue LED become blink every 1 second and keeps on at the time of playing.

AUX mode: the blue led blinks when playing

The blue LED keeps on when it is mute sound

RED LED

Red LED lights red when power is low.

Red light is always on when charging.

Keys Instruction



AUX mode: Mute / cancelling mute

Bluetooth mode: ①short press: play / pause② long press: disconnect③ long press again: reconnect.



AUX mode:①short press: increase / decrease volume②long press: no response.

Bluetooth mode:①short press: increase/ decrease volume②long press: previous song / later song.



Switch for flame light

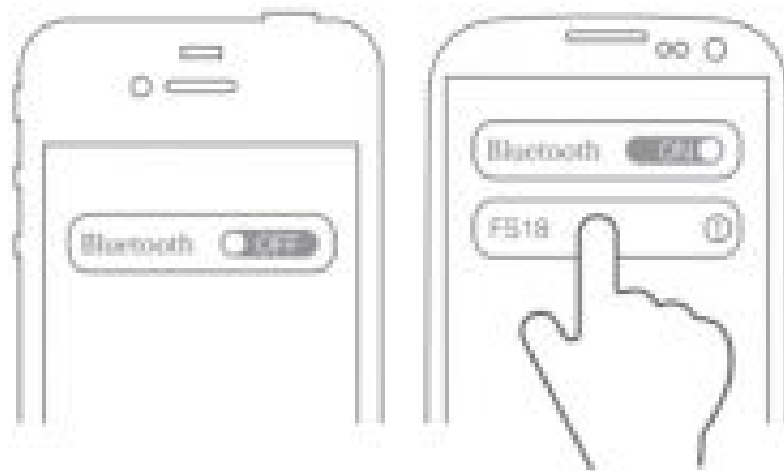
Four modes:

The first press: flame upward; second press: flame downward;
third press: all illuminated; fourth press:off



Long press for power on/off

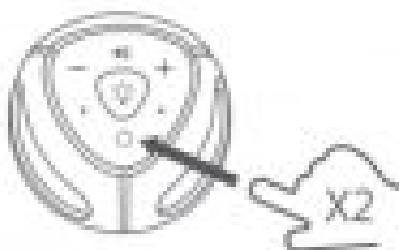
Bluetooth Connection




1. Turn on the speaker  first, blue LED keep flashes every 0.1s
2. Turn on the Bluetooth function of the mobile / computer
3. Search device [FS18] and connection pairing
4. If blue LED on the speaker blinks, from every 0.1s to 1s it proves the pairing is successful
5. The blue LED keeps on when playing

How to connect two speakers

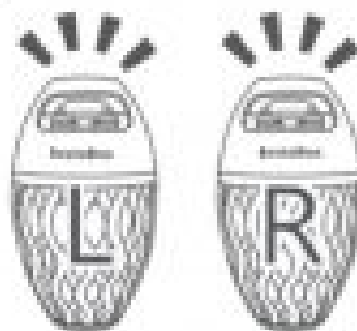
- ① When the speaker A is on and no match press power button twice continuously



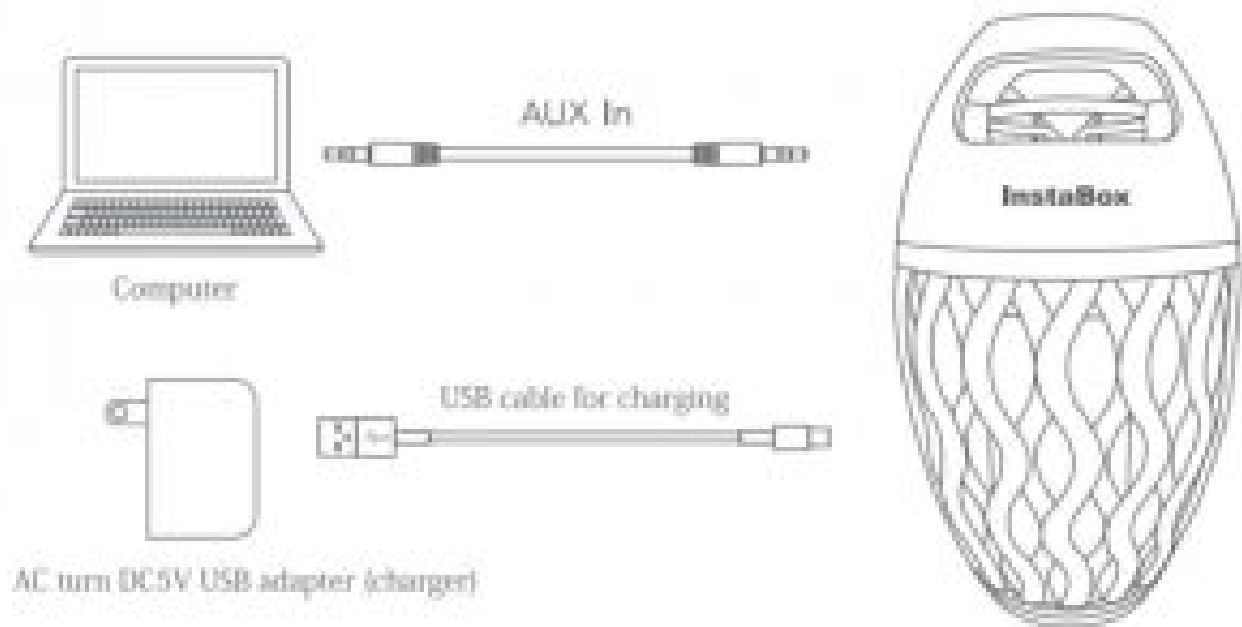
- ② Repeat steps ① on speaker B



- ③ Auto pairing is successful in about 5 seconds.



Product wiring diagram and charging indication



Tips for usage

1. This product is priority for AUX input. When the audio line is inserted, the Bluetooth connection will be cut off.
2. Medium volume, battery usage time is about 8-10 hours; use 5v/1a AC to DC 5V USB adapter (USB cable is attached), can be full of electricity within one hour! If using computers, such as output current less than 1A device to charge the speaker, the time will be longer.
3. The effective distance of the Bluetooth connection is about 10 meters. The shielding of metal / cement walls will shorten the distance effectively. If the connection is not smooth, please try to approach the Bluetooth output devices such as mobile phones and computers, and avoid being obstructing by other objects.

Safety warning

1. Please do not touch the diluent chemical reagents.
2. Please do not close to a high intensity magnetic field or electric field..
3. Even if the product has a certain waterproof function, please do not use in the water.
4. When the speaker falls into the water, please remove it in time and do not open until the water evaporates.
5. Please do not hit or hit hard objects.
6. Please do not disassemble or repair or rebuild the loudspeaker.
7. Please handle the packing properly.


Product parameters

Bluetooth version	4.2
Dimensions	W99*D99*H165 mm
DC input	5V $\overline{=}$ 1A
Output	6W/4 Ω
Frequency response	65Hz-18KHz
S/N	85dB
Battery	Rechargeable li-ion battery 7.4V/2000mAH
Speaker unit	52mm, 4 Ω
Play time	12h

If there are any questions or concerns, please contact us at savenshop@gmail.com. Our customer support team is standing by to assist you. We always stand behind our products.

Read More About This Manual & Download PDF:

Documents / Resources

	<p>InstaBox LED Flame Bluetooth Speaker [pdf] Instruction Manual InstaBox, LED Flame Bluetooth Speaker</p>
---	--

References

- savenshop@gmail.com