

## Contents [ [hide](#) ]

- [1 Insta360 Action Invisible Selfie Stick](#)
- [2 Specifications](#)
- [3 How to Use](#)
- [4 Disclaimer](#)
- [5 After-Sales Service](#)
- [6 FAQ](#)
- [7 Documents / Resources](#)
  - [7.1 References](#)



## Insta360 Action Invisible Selfie Stick



## Specifications

- Minimum Length: 28cm (71 in)
- Maximum Length: 1 00cm (39.4in)
- Weight: 124.3g (4.4oz)
- Weight-bearing restriction: 300g (7 0.6oz)

## How to Use

1. Attach the camera to the selfie stick.

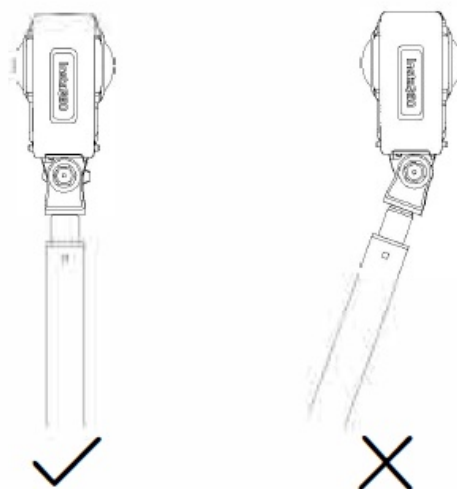
Align the screw hole on the bottom of the camera or mount adapter with the 1 /4" screw on the selfie stick. Secure the camera onto the selfie stick.

2. Extend the selfie stick

Extend the selfie stick to desired length.

## Notes:

- When shooting with a 360 camera, keep the camera lenses parallel to the Invisible Selfie Stick to keep the selfie stick invisible in the 360 footage.
- When shooting with a 360 camera, keep the camera lenses parallel to the invisible selfie stick in order for the selfie stick to be invisible.
- When soaked in seawater or used on the beach, rinse the selfie stick in fresh water immediately after use to avoid corrosion and jams. Shake out any accumulated water from the drainage hole from the bottom of the selfie stick. Let the selfie stick dry before using it again.



- It is not recommended to install the selfie stick onto other sport stands when mounted on a 1 /4" to 2-prong adapter.

## Disclaimer

Please read this Disclaimer carefully. Using this product means that you acknowledge and accept the terms of this disclaimer. By using this product, you hereby acknowledge and agree that you are solely responsible for your own conduct when using this product and any consequences thereof. You agree to use this product only for proper and lawful purposes. You understand and agree that Arashi Vision Inc. (hereinafter referred to as 'Insta360') accepts no liability

for any and all misuse, consequences, damages, injuries, penalties, or any other legal responsibility directly or indirectly incurred by your using this product and associated accessories. Before every use, make sure that your accessories are functioning properly. If there's any damage or irregularity, stop using them immediately. Within the scope of state laws and regulations, Insta360 reserves the right of final explanation and revision for the commitment.

## **After-Sales Service**

The warranty period of the attached product is 3 months from the original retail purchase. Warranty service may vary according to the applicable laws of your state or jurisdiction. For detailed warranty policies, please visit <http://insta360.com/support>

## **Arashi Vision Inc.**

- ADD: 1 lth Floor, Building 2, Jinlitong
- Financial Center, Badan District,
- Shenzhen, Guangdong, China
- WEB: [www.insta360.com](http://www.insta360.com)
- TEC: [400-833-4360](tel:400-833-4360) +1 800 6920 360
- EMAIL: [service@insta360.com](mailto:service@insta360.com)
- GmbH CARTA
- Gartenfelder Straße 29-37, Gebäude 31/31.12 1 . OGJ 13599, Berlin ,Germany

## **FAQ**

What is the maximum length of the selfie stick?

The maximum length is 100cm (39.4in).


How should I maintain the selfie stick after using it in seawater?

Rinse it in fresh water immediately after use and let it dry before using it again.

What is the warranty period for the selfie stick?



The warranty period is 3 months from the original retail purchase.

## Documents / Resources

	<a href="#">Insta360 Action Invisible Selfie Stick [pdf]</a> Instruction Manual Action Invisible Selfie Stick, Invisible Selfie Stick, Selfie Stick, Stick
--	---

## References

- [User Manual](#)

 Action Invisible Selfie Stick, Insta360, Invisible Selfie Stick, Selfie Stick,  
 Insta360 stick

---

## Leave a comment

Your email address will not be published. Required fields are marked \*

Comment \*

Name

Email

Website

☐ Save my name, email, and website in this browser for the next time I comment.

Post Comment

Search:

e.g. whirlpool wrf535swhz

Search

[Manuals+](#) | [Upload](#) | [Deep Search](#) | [Privacy Policy](#) | [@manuals.plus](#) | [YouTube](#)

This website is an independent publication and is neither affiliated with nor endorsed by any of the trademark owners. The "Bluetooth®" word mark and logos are registered trademarks owned by Bluetooth SIG, Inc. The "Wi-Fi®" word mark and logos are registered trademarks owned by the Wi-Fi Alliance. Any use of these marks on this website does not imply any affiliation with or endorsement.