



INSIGNIA NS-PU378CHM USB Type C to HDMI Multiport Adapter Instruction Manual

[Home](#) » [Insignia](#) » INSIGNIA NS-PU378CHM USB Type C to HDMI Multiport Adapter Instruction Manual 

INSIGNIA NS-PU378CHM USB Type C to HDMI Multiport
Adapter Instruction Manual

INSIGNIA™

QUICK SETUP GUIDE

USB Type-C to HDMI Multiport Adapter

NS-PU378CHM/NS-PU378CHM-C

Contents

- 1 PACKAGE CONTENTS
- 2 SYSTEM REQUIREMENTS
- 3 FEATURES
- 4 USING YOUR ADAPTER
- 5 TROUBLESHOOTING
- 6 LEGAL NOTICES
- 7 ONE-YEAR LIMITED WARRANTY
- 8 CONTACT INSIGNIA:
- 9 Documents / Resources
- 9.1 References

PACKAGE CONTENTS


- USB Type-C to HDMI Multiport Adapter
- Quick Setup Guide

SYSTEM REQUIREMENTS

- Windows® 10, Windows® 8.1, Windows® 8, Windows Vista®, Chrome OS, or Mac OS X 10.6 to 10.11
- Device compliant with PD 2.0 · USB type-C port

FEATURES

- Connects your USB Type-C enabled devices to an HDMI input to extend your display (supports 4K resolution)
- Type-C port supports up to 60W pass through of power so you can charge your devices while in use
- USB output supports up to 5 Gbps for fast data transfer



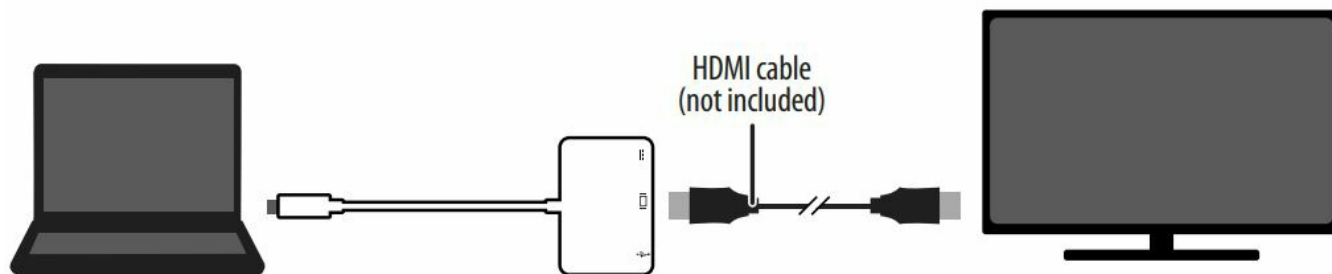
USING YOUR ADAPTER

Note: Drivers will install automatically when the adapter is connected to your computer. You can connect multiple

devices to your adapter at the same time.

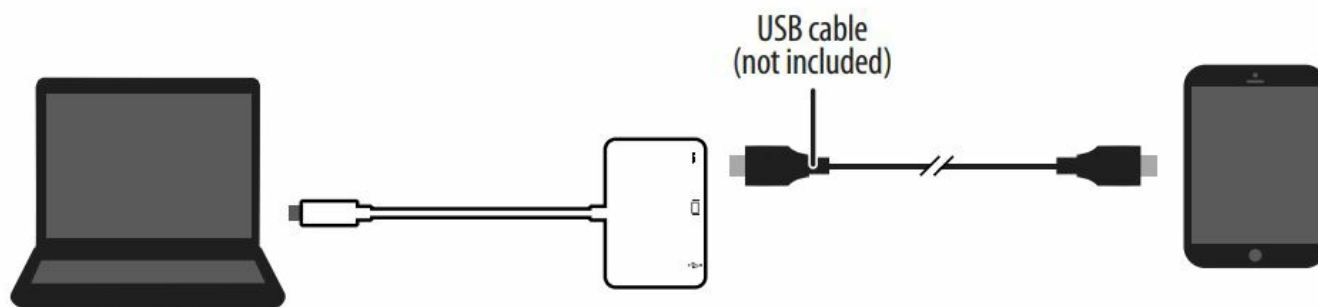
Setting up a display

1. Connect the adapter to the type-C USB port on your computer.
2. Connect an HDMI cable from the adapter () to your display (such as a TV or monitor).
3. Set the display's resolution on your computer. The adapter supports resolutions up to 4K.



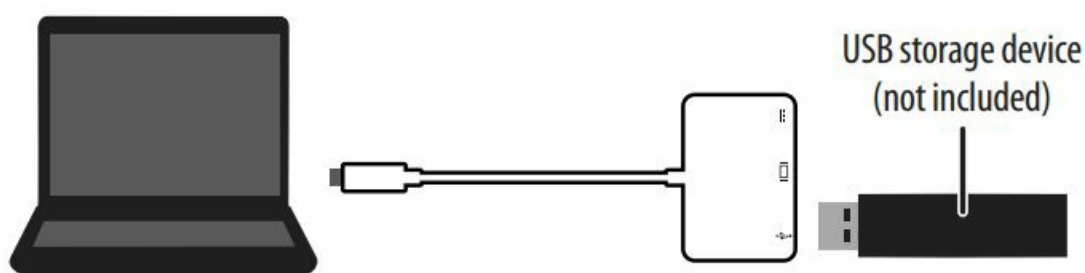
Charging a USB device

1. Connect the adapter to the type-C USB port on your computer.
 2. Connect your type-C USB device to the charging port () with a USB cable.
- Note: You cannot transfer data through the charging port.



Transferring data

1. Connect the adapter to the type-C USB port on your computer.
2. Connect your USB storage device to the data transfer port ().



TROUBLESHOOTING

My computer does not detect the adapter

- Make sure that all of the cables and plugs are securely connected.
- Try using another USB port on the PC or laptop.
- Make sure that your monitor is functioning properly by testing it with an HDMI cable connected to the HDMI port on another computer.

LEGAL NOTICES

FCC Information

This device complies with Part 15 of the FCC Rules. Operation is subject to the following two conditions: (1) this device may not cause harmful interference, and (2) this device must accept any interference received, including interference that may cause undesired operation. This equipment has been tested and found to comply with the limits for a Class B digital device, pursuant to part 15 of the FCC Rules. These limits are designed to provide reasonable protection against harmful interference in a residential installation. This equipment generates, uses and can radiate radio frequency energy and, if not installed and used in accordance with the instructions, may cause harmful interference to radio communications. However, there is no guarantee that interference will not occur in a particular installation. If this equipment does cause harmful interference to radio or television reception, which can be determined by turning the equipment off and on, the user is encouraged to try to correct the interference by one or more of the following measures:

- Reorient or relocate the receiving antenna.
- Increase the separation between the equipment and receiver.
- Connect the equipment into an outlet on a circuit different from that to which the receiver is connected.
- Consult the dealer or an experienced radio/TV technician for help. Changes or modifications not expressly approved by the party responsible for compliance could void the user's authority to operate the equipment.

ICES-003

This Class B digital apparatus complies with Canadian ICES-003;


ONE-YEAR LIMITED WARRANTY

Visit www.insigniaproducts.com for details.

CONTACT INSIGNIA:

For customer service, call 1-877-467-4289 www.insigniaproducts.com

INSIGNIA is a trademark of Best Buy and its affiliated companies. Distributed by Best Buy Purchasing, LLC 7601 Penn Ave South, Richfield, MN 55423 U.S.A. ©2016 Best Buy. All rights reserved. Made in China
V1 ENGLISH 16-0629



[INSIGNIA NS-PU378CHM USB Type C to HDMI Multiport Adapter](#) [pdf] Instruction Manual
NS-PU378CHM USB Type C to HDMI Multiport Adapter, NS-PU378CHM, USB Type C to HDMI
Multiport Adapter, to HDMI Multiport Adapter, Multiport Adapter, Adapter

References

- [User Manual](#)

Manuals+. [Privacy Policy](#)

This website is an independent publication and is neither affiliated with nor endorsed by any of the trademark owners. The "Bluetooth®" word mark and logos are registered trademarks owned by Bluetooth SIG, Inc. The "Wi-Fi®" word mark and logos are registered trademarks owned by the Wi-Fi Alliance. Any use of these marks on this website does not imply any affiliation with or endorsement.