



# INSIGNIA NS-PK4KBB23 Wireless Slim Full Size Scissor Keyboard User Guide

[Home](#) » [Insignia](#) » [INSIGNIA NS-PK4KBB23 Wireless Slim Full Size Scissor Keyboard User Guide](#) 

## INSIGNIA NS-PK4KBB23 Wireless Slim Full Size Scissor Keyboard User Guide



### Contents

- [1 PACKAGE CONTENTS Wireless keyboard](#)
- [2 SYSTEM REQUIREMENTS](#)
- [3 CONNECTING YOUR KEYBOARD](#)
- [4 TROUBLESHOOTING](#)
- [5 LEGAL NOTICES](#)
- [6 Documents / Resources](#)
  - [6.1 References](#)
- [7 Related Posts](#)

### PACKAGE CONTENTS Wireless keyboard

- USB to USB-C charging cable
- USB nano receiver
- Quick Setup Guide

### FEATURES

- Dual mode connects wirelessly using 2.4GHz (with USB dongle) or Bluetooth 5.0 or 3.0 connections
- Rechargeable battery eliminates need for disposable batteries
- Full-size number pad helps you accurately input data
- 6 multimedia keys control audio functions



## Shortcut keys

FOR WINDOWS	FOR MAC OR ANDROID	ICON	FUNCTION	DESCRIPTION
FN+F1	F1	F1	Home page	Enter web homepage
FN+F2	F2	F2	Search	
FN+F3	F3	F3	Brightness down	Decrease screen brightness
FN+F4	F4	F4	Brightness up	Increase screen brightness
FN+F5	F5	F5	Select all	
FN+F6	F6	F6	Previous track	Previous media track function

FN+F7	F7	F7	Play/pause	Play or pause media
FN+F8	F8	F8	Next track	Next media track function
FN+F9	F9	F9	Mute	Mute all media sound
FN+F10	F10	F10	Volume down	Decrease volume
FN+F11	F11	F11	Volume up	Increase volume
FN+F12	F12	F12	Lock	Lock the screen

## SYSTEM REQUIREMENTS

- Device with an available USB port and built-in Bluetooth adapter
- Windows® 11, Windows® 10, macOS, and Android

## CHARGING YOUR KEYBOARD

- Connect the included cable to the USB-C port on your keyboard, then plug the other end into a USB wall charger or a USB port on your computer.

## LED INDICATORS

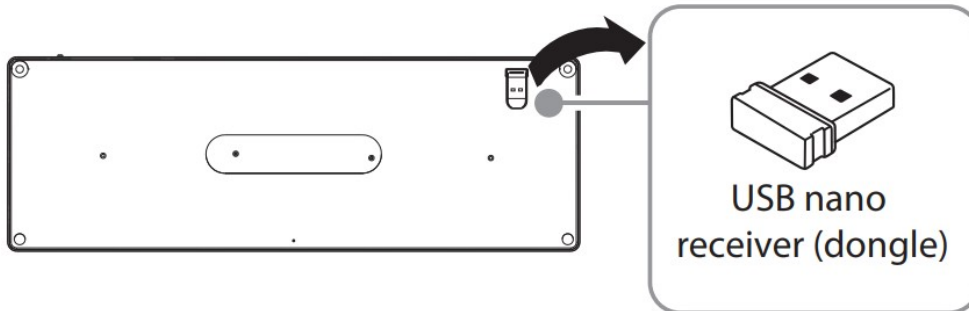
DESCRIPTION	LED COLOR
Charging	Red
Fully charged	White

## CONNECTING YOUR KEYBOARD

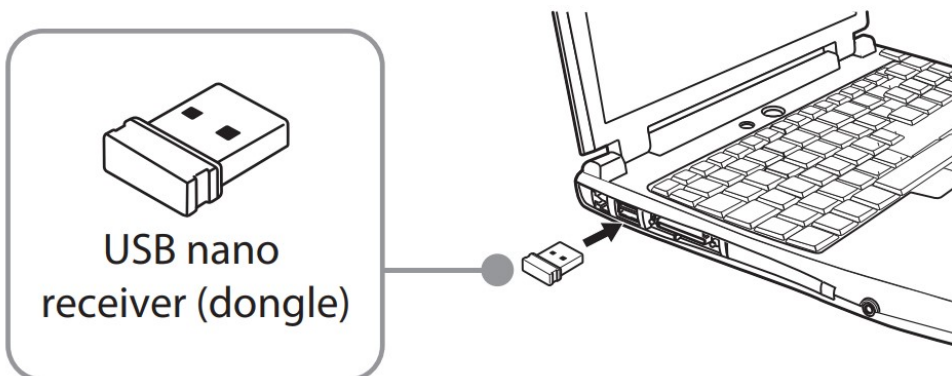
Your keyboard can be connected using either 2.4GHz (wireless) or Bluetooth.

### A: 2.4GHz (wireless) connection

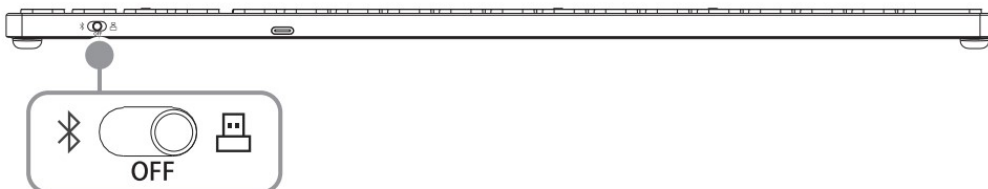
1. Take out the USB nano receiver (dongle) located on the bottom of the keyboard.



2. Insert it into a USB port on your computer



3. Move the connection switch on your keyboard right, to the 2.4GHz option. Your keyboard will pair with your device automatically.



4. Press the button that corresponds to your device's OS.




### B: Bluetooth connection

1. Move the connection switch on your keyboard left, to the Bluetooth ( ) option.



2. Press the Bluetooth ( ) button on your keyboard for three to five seconds. Your keyboard will enter pairing mode.



3. 3 Open your device settings, turn on Bluetooth, then select either BT 3.0 KB or BT 5.0 KB from the device list. If both options are available, select BT 5.0 KB for a faster connection.
4. Press the button that corresponds to your device's OS



## SPECIFICATIONS

### Keyboard:

- **Dimensions** (H × W × D): .44 × 14.81 × 5.04 in. (1.13 × 37.6 × 12.8 cm)
- **Weight:** 13.05 oz. (.37 kg)
- **Battery:** 220mAh built-in lithium polymer battery
- **Battery life:** about three months (based on average usage)
- **Radio frequency:** 2.4GHz, BT 3.0, BT 5.0
- **Operating:** 33 ft. (10 m)
- **Electrical rating:** 5V 110mA

### USB dongle:

- **Dimensions** (H × W × D): .18 × .52 × .76 in. (0.46 × 1.33 × 1.92 cm)
- **Interface:** USB 1.1, 2.0, 3.0

## TROUBLESHOOTING

## **My keyboard is not working.**

- Make sure that your computer meets the system requirements.
- Charge the keyboard battery. The low battery indicator blinks for three seconds when the battery is low.
- Try moving other wireless devices away from the computer to prevent interference.
- Try connecting your USB dongle into a different USB port on your computer.
- Try restarting your computer with the USB dongle plugged in. I cannot establish a Bluetooth connection.
- Shorten the distance between your keyboard and your Bluetooth device.
- Make sure that you have selected Insignia NS-PK4KBB23-C on your Bluetooth device.
- Turn your devices off, then on. Re-pair your keyboard and your Bluetooth device.
- Make sure that your keyboard is not paired to another Bluetooth device.
- Make sure that your keyboard and Bluetooth device are both in pairing mode.
- Make sure that your Bluetooth device is not connected to any other device.

## **My adapter does not appear on my Bluetooth device.**

- Shorten the distance between your keyboard and your Bluetooth device.
- Put your keyboard into pairing mode, then refresh your list of Bluetooth devices. For more information, see the documentation that came with your Bluetooth device

## **LEGAL NOTICES**

### **FCC Information**

This device complies with Part 15 of the FCC Rules. Operation is subject to the following two conditions: (1) this device may not cause harmful interference, and (2) this device must accept any interference received, including interference that may cause undesired operation.

### **FCC Caution**

Changes or modifications not expressly approved by the party responsible for compliance could void the user's authority to operate the equipment.

**Note:** This equipment has been tested and found to comply with the limits for a Class B digital device, pursuant to part 15 of the FCC Rules. These limits are designed to provide reasonable protection against harmful interference in a residential installation. This equipment generates, uses, and can radiate radio frequency energy and, if not installed and used in accordance with the instructions, may cause harmful interference to radio communications.

However, there is no guarantee that interference will not occur in a particular installation. If this equipment does cause harmful interference to radio or television reception, which can be determined by turning the equipment off and on, the user is encouraged to try to correct the interference by one or more of the following measures

- Reorient or relocate the receiving antenna.
- Increase the separation between the equipment and receiver.
- Connect the equipment into an outlet on a circuit different from that to which the receiver is connected.
- Consult the dealer or an experienced radio/TV technician for help

This equipment complies with FCC radiation exposure limits set forth for an uncontrolled environment.

### **RSS-Gen Statement**

This device contains licence-exempt transmitter(s)/receiver(s) that comply with Innovation, Science and Economic Development Canada's licence-exempt RSS(s). Operation is subject to the following two conditions:

1. This device may not cause interference.
2. This device must accept any interference, including interference that may cause undesired operation of the device.

## ONE-YEAR LIMITED WARRANTY

Visit [www.insigniaproducts.com](http://www.insigniaproducts.com) for details.

## CONTACT INSIGNIA:

For customer service, call 877-467-4289 (U.S. and Canada)

[www.insigniaproducts.com](http://www.insigniaproducts.com)

**INSIGNIA** is a trademark of Best Buy and its affiliated companies.


Distributed by Best Buy Purchasing, LLC

7601 Penn Ave South, Richfield, MN 55423 U.S.A.

©2023 Best Buy. All rights reserved.

V1 ENGLISH 22-0911

## Documents / Resources

	<p><a href="#">INSIGNIA NS-PK4KBB23 Wireless Slim Full Size Scissor Keyboard</a> [pdf] User Guide KB671, V4P-KB671, V4PKB671, NS-PK4KBB23 Wireless Slim Full Size Scissor Keyboard, NS-PK4KBB23, Wireless Slim Full Size Scissor Keyboard, Slim Full Size Scissor Keyboard, Full Size Scissor Keyboard, Scissor Keyboard, Keyboard</p>
---	--

## References

- [Insignia Consumer Electronic Products](#)