




INSIGNIA NS-PK3KANB24 Full-Sized Number Keypad User Guide

[Home](#) » [Insignia](#) » INSIGNIA NS-PK3KANB24 Full-Sized Number Keypad User Guide 

INSIGNIA

V1 FINAL FOR PRINT
QUICK SETUP GUIDE

Full-Sized
Number Keypad
NS-PK3KANB24
NS-PK3KANB24-C

Contents

- [1 PACKAGE CONTENTS](#)
- [2 SYSTEM REQUIREMENTS](#)
- [3 FEATURES](#)
- [4 SETTING UP YOUR NUMBER KEYPAD](#)
- [5 CONNECTING YOUR NUMBER KEYPAD](#)
- [6 SPECIFICATIONS](#)
- [7 TROUBLESHOOTING](#)
- [8 ONE-YEAR LIMITED WARRANTY](#)
- [9 CONTACT INSIGNIA:](#)
- [10 Documents / Resources](#)
 - [10.1 References](#)

PACKAGE CONTENTS

- Full-Sized Number Keypad
- AAA battery
- Quick Setup Guide

Before using your new product, please read these instructions to prevent any damage.

Final flat size: 9.86 × 2.66 in. (200 × 67.5 mm)

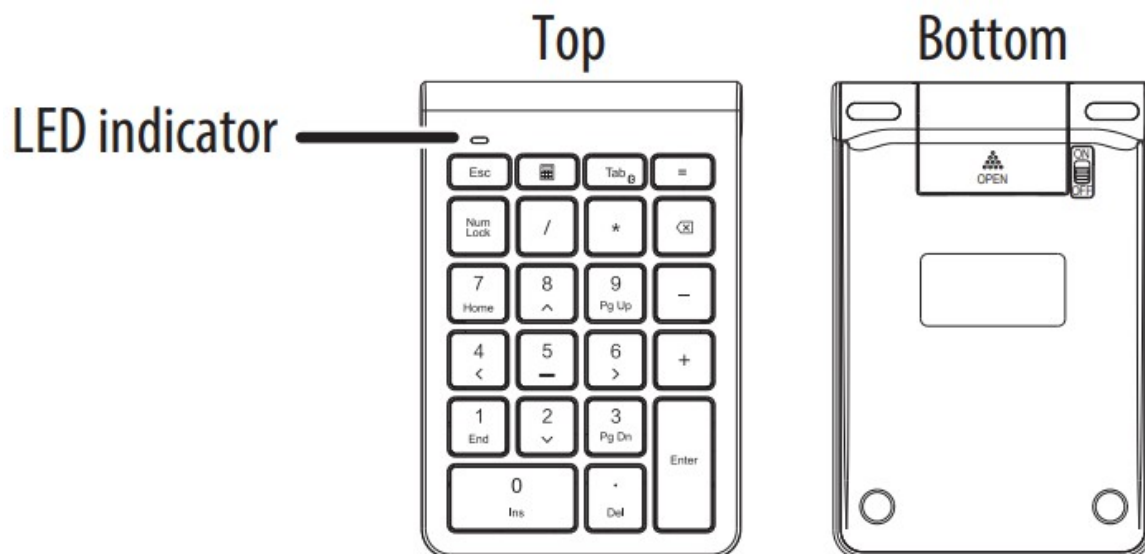
Final fold size: 1.97 × 2.66 in. (50 × 67.5 mm)

SYSTEM REQUIREMENTS

- Windows® 11 or Windows® 10
- macOS 10.12 through 11.4
- iPadOS 14.4.2
- ChromeOS 89
- Android 6

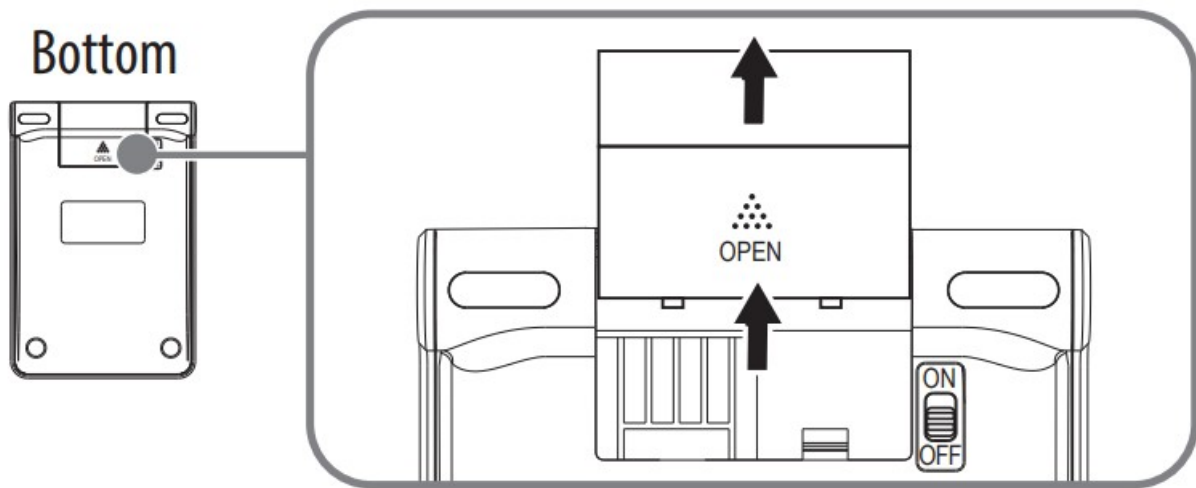
FEATURES

- Full-sized design with 22 keys includes numbers, symbols, and special functions
- Scissor switch keys provide a quieter typing experience
- Bluetooth capability maintains a reliable wireless connection from up to 32.8 ft. (10 m) away
- LED indicators let you know when specific functions are on or when the number keypad is on
- Requires 1 AAA battery for use

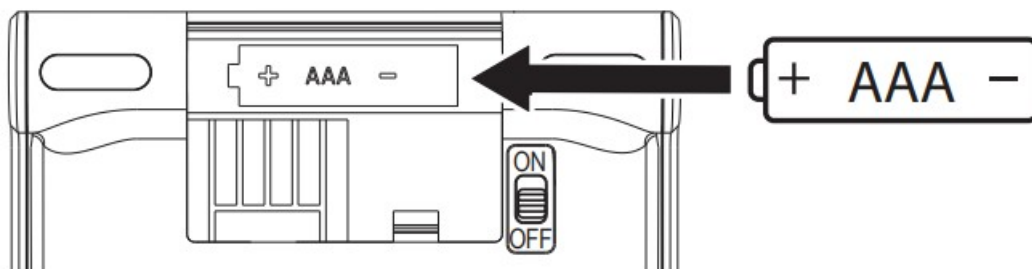


SETTING UP YOUR NUMBER KEYPAD

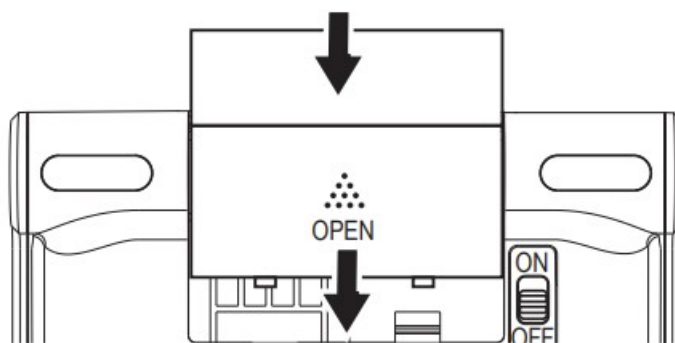
1. Slide the battery cover off.



2. Insert the included AAA battery into the battery compartment. Make sure that the + and – signs match the symbols in the compartment.

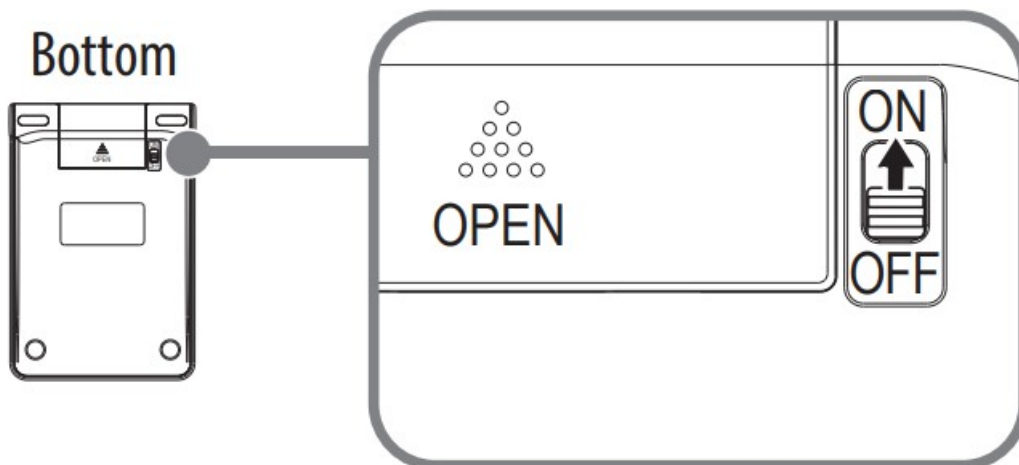


3. Replace the battery cover.

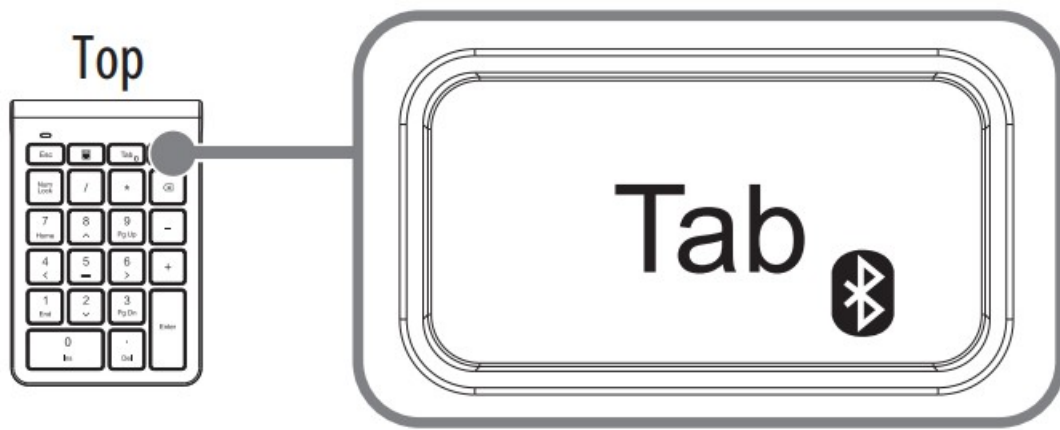


CONNECTING YOUR NUMBER KEYPAD

1. Slide the power switch on your number keypad to ON.



2. Press and hold the Tab key on your number keypad for three to five seconds.
Your number keypad enters pairing mode when the blue LED flashes.



3. Open your device settings, turn on Bluetooth, then select either Insignia BT3.0 Numeric KB or Insignia BT5.0 Numeric KB from the device list. If both options are available, select Insignia BT5.0 Numeric KB for a faster connection.
4. After you see the “Pairing Success” prompt, your number keypad is ready to use.

SPECIFICATIONS

- Dimensions (H×W×D): 0.73 × 3.52 × 5.20 in.
(1.85 × 8.91 × 13.2 cm)
- Weight: 18.2 oz. (.52 kg)
- Battery: 1 AAA alkaline battery
- Battery life: about 3 months (based on average usage)
- Bluetooth versions: BT 3.0, BT 5.0
- Operating distance: 32.8 ft. (10 m)
- Electrical rating: 1.5V 5mA

TROUBLESHOOTING

My number keypad isn't working or sometimes doesn't work.

- Make sure that your Bluetooth device meets the system requirements.
- Make sure that the battery has power. The low battery indicator (blue LED) blinks for three seconds when the battery is low.
- Try moving other wireless Bluetooth devices away from your device to prevent interference.
- Make sure that your Bluetooth device is within 32.8 ft. (10 m) of the number keypad.
- If your number keypad disconnects from your device, try turning off the number keypad and device, then turn them back on. If that doesn't work, make sure that the Bluetooth driver is up to date. See your device's manual for instructions on updating the driver.

My Bluetooth device won't pair with the number keypad.

- Shorten the distance between your number keypad and your Bluetooth device.
- Make sure that you have selected Insignia BT3.0 Numeric KB or Insignia BT5.0 Numeric KB on your Bluetooth device.
- Make sure that your number keypad and Bluetooth device are not paired to other Bluetooth devices.

- Make sure that your number keypad and Bluetooth device are both in pairing mode.
 - With the number keypad in pairing mode, refresh the list of Bluetooth connections on your Bluetooth device.
 - Turn your Bluetooth device and keyboard off, then on.
 - Re-pair the Bluetooth connection.
 - With the number keypad in pairing mode, refresh the list of Bluetooth connections on your Bluetooth device.
- For more information, see the documentation that came with your Bluetooth device.
- If your number keypad disconnects from your device, try turning off the number keypad and device, then turn them on. If that doesn't work, make sure that the Bluetooth driver is up to date. See your device's manual for instructions on updating the driver.

LEGAL NOTICES

FCC Information

This device complies with part 15 of the FCC Rules. Operation is subject to the following two conditions:

(1) This device may not cause harmful interference, and (2) this device must accept any interference received, including interference that may cause undesired operation.

FCC Caution

Changes or modifications not expressly approved by the party responsible for compliance could void the user's authority to operate the equipment.

Note: This equipment has been tested and found to comply with the limits for a Class B digital device, pursuant to part 15 of the FCC Rules. These limits are designed to provide reasonable protection against harmful interference in a residential installation. This equipment generates, uses, and can radiate radio frequency energy and, if not installed and used in accordance with the instructions, may cause harmful interference to radio communications. However, there is no guarantee that interference will not occur in a particular installation.

If this equipment does cause harmful interference to radio or television reception, which can be determined by one or more of the following measures:

- Reorient or relocate the receiving antenna.
- Increase the separation between the equipment and receiver.
- Connect the equipment into an outlet on a circuit different from that to which the receiver is connected.
- Consult the dealer or an experienced radio/TV technician for help.

This equipment complies with FCC radiation exposure limits set forth for an uncontrolled environment.

RSS-Gen statement:

This device contains licence-exempt transmitter(s)/receiver(s) that comply with Innovation, Science and Economic Development Canada's licence-exempt RSS(s). Operation is subject to the following two conditions:

1. This device may not cause interference.
2. This device must accept any interference, including interference that may cause undesired operation of the device.

RSS-102 Statement

This equipment complies with Innovation, Science and Economic Development Canada's radiation exposure limits set forth for an uncontrolled environment.

ONE-YEAR LIMITED WARRANTY

Visit www.insigniaproducts.com for details.

CONTACT INSIGNIA:


For customer service, call
1-877-467-4289 (U.S. and Canada)
www.insigniaproducts.com

INSIGNIA

NS-PK3KANB24_23-0438_QSG_V1_EN_Final.ai
10/10/2023
10:22:51 AM

INSIGNIA is a trademark of Best Buy and its affiliated companies
Distributed by Best Buy Purchasing, LLC
7601 Penn Ave South, Richfield, MN 55423 U.S.A.
©2023 Best Buy. All rights reserved.

Documents / Resources

	INSIGNIA NS-PK3KANB24 Full-Sized Number Keypad [pdf] User Guide V4P-TK034, V4PTK034, NS-PK3KANB24 Full-Sized Number Keypad, Full-Sized Number Keyp ad, Number Keypad, Keypad
---	--

References

- [1 Insignia - Best Buy](#)