



# INSIGNIA NS-GNSPP18/ NS-GNSPP18-C Power Pack Quick Setup Guide

[Home](#) » [Insignia](#) » INSIGNIA NS-GNSPP18/ NS-GNSPP18-C Power Pack Quick Setup Guide 



## QUICK SETUP GUIDE

### Contents

- 1 Power Pack
  - 1.1 PACKAGE CONTENTS
  - 1.2 WARNING
  - 1.3 FEATURES
  - 1.4 USING THE AC ADAPTER
  - 1.5 USING THE CAR ADAPTER
  - 1.6 TROUBLESHOOTING
  - 1.7 SPECIFICATIONS
  - 1.8 LEGAL NOTICES
    - 1.8.1 FCC Information
  - 1.9 ONE-YEAR LIMITED WARRANTY
  - 1.10 CONTACT INSIGNIA
- 2 Related Posts

## Power Pack

NS-GNSPP18 / NS-GNSPP18-C

## PACKAGE CONTENTS

- USB AC adapter

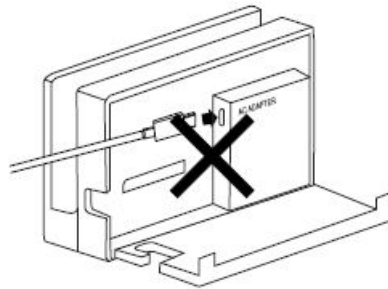
- USB car adapter
- 6.5 ft. (2 m) charging cable
- Quick Setup Guide

## WARNING

- Before using this product, make sure that your console firmware has been upgraded to version 2.0 or above. Refer to the console documentation for firmware upgrade instructions.



**Warning:** Do not connect the power pack to the console's Docking Station. The Power Pack is not intended to be used with the Docking Station.

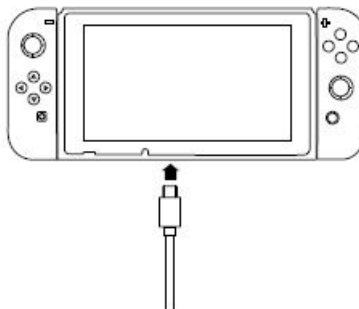


## FEATURES

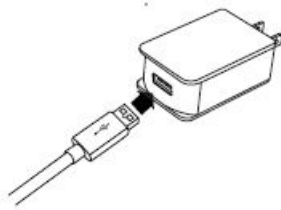
- Charge and play your console at while on-the-go.
- Use the AC adapter to charge your console from any standard electrical outlet.
- Use the USB car adapter to charge your console from a vehicle power socket.
- Compatible with Nintendo Switch™ and Nintendo Switch™ Lite

## USING THE AC ADAPTER

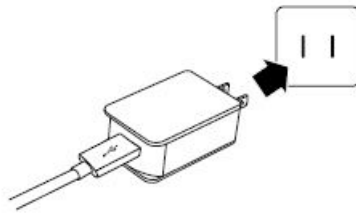
1. Insert the charging cable into the charging port on the bottom of your console.



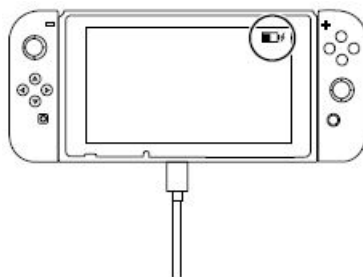
2. Plug the charging cable into the USB port on the USB AC adapter.



3. Insert the AC adapter into a wall outlet. Make sure that the power plug is fully inserted into the power outlet.

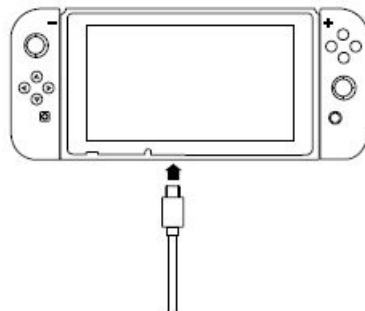


The charging status appears on the top right of the screen.




## USING THE CAR ADAPTER

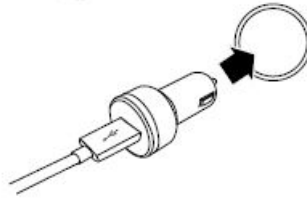
1. Insert the charging cable into the charging port on the bottom of your console.



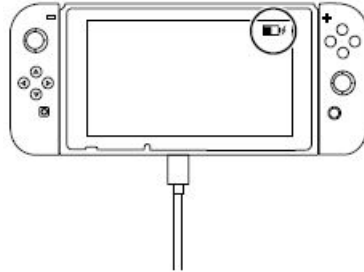
2. Plug the charging cable into the USB port on the USB car adapter.



3. Plug the USB car adapter directly into the vehicle's power socket.



The charging status appears on the top right of the screen.



## TROUBLESHOOTING

Visit [www.insigniaproducts.com](http://www.insigniaproducts.com) for more details.

## SPECIFICATIONS

- USB AC adapter:  
Input: AC 100- 240 V  
Output: 5 V/2.1A
- USB car adapter:  
Input: DC 12- 24 V  
Output: 5 V/2.1A
- USB charging cable:  
Cable length: 6.5 ft. (2 m)

## LEGAL NOTICES

### FCC Information

Changes or modifications not expressly approved by the party responsible for compliance could void the user's authority to operate the equipment. This equipment has been tested and found to comply with the limits for a Class B digital device, pursuant to part 15 of the FCC Rules. These limits are designed to provide reasonable protection

against harmful interference in a residential installation. This equipment generates, uses, and can radiate radio frequency energy and, if not installed and used in accordance with the instructions, may cause harmful interference to radio communications. However, there is no guarantee that interference will not occur in a particular installation.

If this equipment does cause harmful interference to radio or television reception, which can be determined by turning the equipment off and on, the user is encouraged to try to correct the interference by one or more of the following measures:

- Reorient or relocate the receiving antenna.

- Increase the separation between the equipment and receiver.
- Connect the equipment into an outlet on a circuit different from that to which the receiver is connected.
- Consult the dealer or an experienced radio/TV technician for help.

This device complies with part 15 of the FCC Rules. Operation is subject to the following two conditions:

(1) This device may not cause harmful interference, and (2) this device must accept any interference received, including interference that may cause undesired operation.

#### **ICES-003 statement**

CAN ICES-3 (B)/NMB-3(B)

#### **ONE-YEAR LIMITED WARRANTY**

Visit [www.insigniaproducts.com](http://www.insigniaproducts.com) for details.

For additional information, see the online User Guide.

#### **CONTACT INSIGNIA**

For customer service, call 1-877-467-4289  
(U.S. and Canada) or 01-800-926-3000 (Mexico)  
[www.insigniaproducts.com](http://www.insigniaproducts.com)

INSIGNIA is a trademark of Best Buy and its affiliated companies Distributed by Best Buy Purchasing, LLC 7601 Penn Ave South, Richfield, MN 55423 U.S.A.

©2019 Best Buy. All rights reserved.

#### **Made in China**

INSIGNIA NS-GNSPP18/ NS-GNSPP18-C Power Pack Quick Setup Guide – [Download](#)