



inphic A9 Wireless Three Mode Power Display Mouse Instruction Manual

August 15,
2025



Contents [[hide](#)]

[1 INPHIC-A9-0003](#)

[2 A9](#)

[2.1 WIRELESS THREE MODE POWER DISPLAY MOUSE](#)

[2.1.1 KEY DESCRIPTION](#)

[2.1.1.1 Wireless connections :](#)

[2.1.1.2 BT connection :](#)

[2.1.1.3 Package Contents :](#)

[2.1.1.4 TECHNICAL PARAMETERS](#)

[2.1.1.5 OPERATING SYSTEM](#)

[2.1.1.6 TIPS PLEASE NOTE](#)


[2.1.2 WARRANTY POLICY](#)

[2.1.2.1 CARE-FREE WARRANTY](#)

[2.1.2.2 We'd Love to Hear From You!](#)

[3 Documents / Resources](#)

[3.1 References](#)



A9

WIRELESS THREE MODE POWER DISPLAY MOUSE

Equipment A



BT 4.0

Blue light Indicator

Equipment B



BT 5.0

Green light Indicator

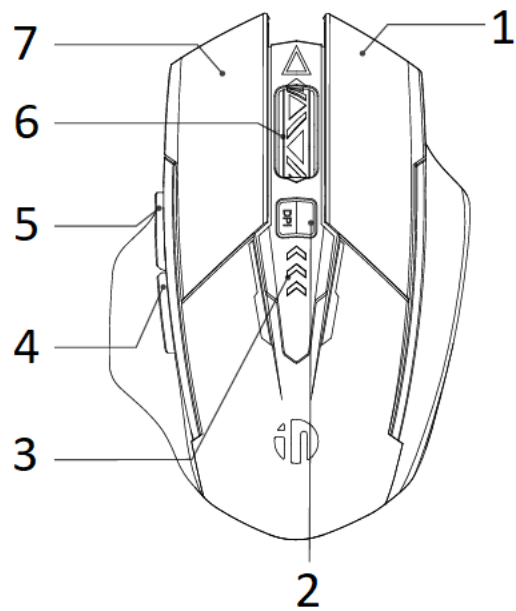
2.4G Equipment



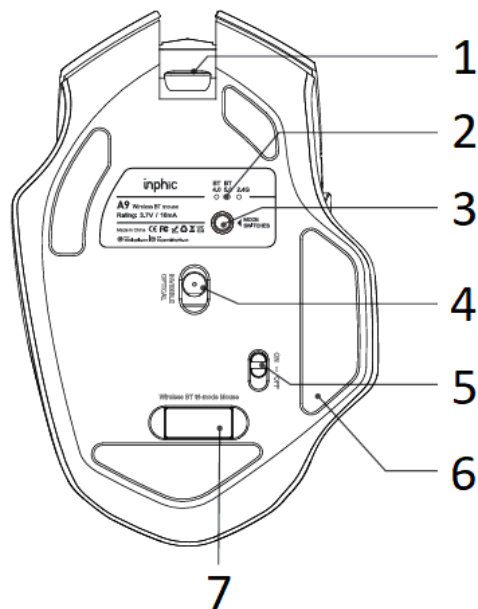
2.4G Wireless

Red light Indicator

KEY DESCRIPTION



1. Right key
2. 800/1200/1600/2000/2400 DPI
3. Battery indicator
4. Backward
5. Forward
6. Scroll Wheel
7. Left key

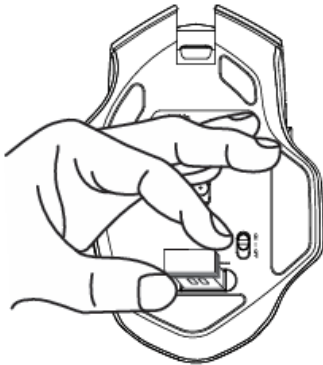


1. Type-C charging port
2. Indicator light
3. Mode switch
4. Tracing engine
5. Power switch

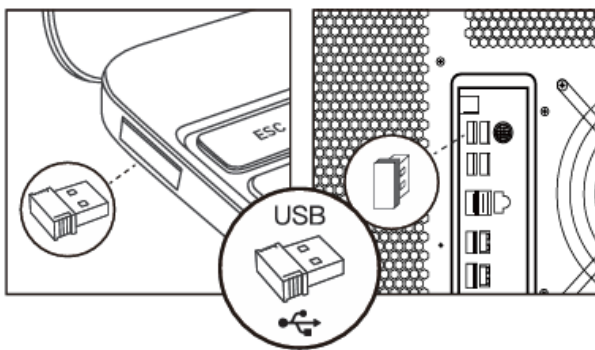
6. Non-slip mat
7. USB Receiver

Tip: Press the middle DPI Key to adjust the DPI (800/1200/1600/2000/2400 DPI).

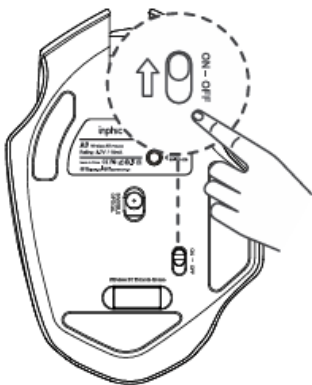
Wireless connections :



(1) Take out the receiver



(2) Plug the receiver into the interface of the device

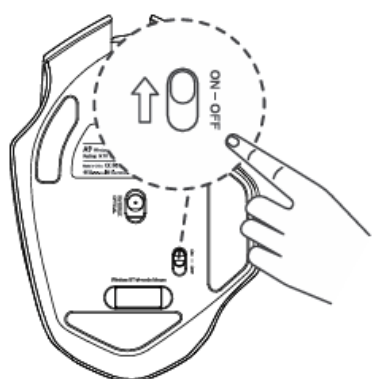


(3) Turn on the mouse

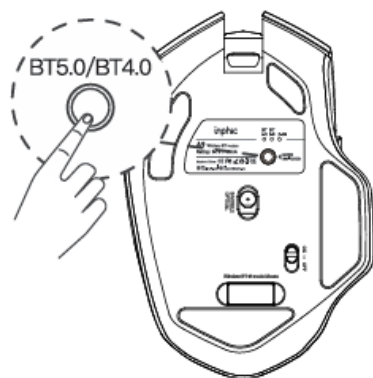


(4) Press the MODE button to switch to 2.4G mode (red light) to use

BT connection :

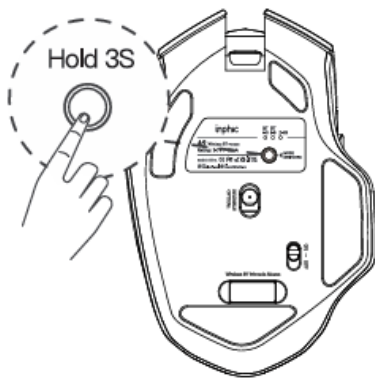


(1) Turn on the mouse



(2) Press the button to switch to the desired BT mode

(BT 5.0, the green light flashes slowly; BT 4.0, the blue light flashes slowly)


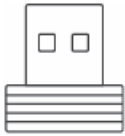




(3) Long press for 3 seconds, the indicator light flashes quickly and enters the pairing mode



(4) Turn on the device's BT search and
Select the BT named BT5.0 Mouse or BT4.0 Mouse to connect

Package Contents :

| | | | |
|---|---|---|---|
|  |  |  |  |
| Mouse x1 | USB Receiver x1 | Manual x1 | Charging Cable x1 |

TECHNICAL PARAMETERS

- Model number: A9
- Max. speed: 14 inches/second
- Scroll Wheel (Y/N): Yes
- Wireless operating distance: Up to 10m if without any interference
- BT technology: BT 5.0/BT 4.0

- Wireless technology: Advanced 2.4 GHz wireless connectivity
- Battery capacity: 400mAh
- Built-in battery voltage: 3.7V
- Rated operating current: $\leq 8\text{mA}$
- Tracking System: Optical tracking

OPERATING SYSTEM

Windows Vista, Windows 7, Windows 8, Windows 10 and above;
 Android 5.0 and above; IOS13 and above; Mac oS × 10.10 and above,
 Chrome OS; Linux kernel 2.6+

TIPS PLEASE NOTE

1. This mouse can generally be fully charged in 2~3 hours, and can be used for about 30 days after full charging. (Battery life depends on different usage situation and the device.)
2. The left and right buttons are mute ($\leq 25\text{dB}$), excluding side keys and scroll wheel.
3. The mouse is shipped with a blue protective film on non-slip mats, please remove it before use.
4. Please note that one mouse is equipped with one specific USB receiver. Please keep it well.
5. We use invisible infrared light technology for optical tracking of this mouse, so the bottom part of the mouse does not glow.
6. This mouse cannot be used as a wired mouse.

WARRANTY POLICY

CARE-FREE WARRANTY

If there is any defect or fault caused by defective material or workmanship of our product within 12 months from the date of purchase. and such defect or fault is notified by the Customer to the Company as soon as practicable, and upon the Company's technician determining that such defect or fault is due to defective material or workmanship, then the Company agrees to replace such defective or faulty part(s) free of charge.no need to return the initial one, please email us for the guarantee service.

We'd Love to Hear From You!

Thank you for your recent purchase of our Inphic product. We hope you will be satisfied with both the product and service you received. If not, please give our helpful customer services team an opportunity to improve your experience right away. We are more than happy to help.

Meanwhile, we also welcome you to post a Product Review so that others can benefit from your experience. We sincerely appreciate your time and input.

To submit your review, please follow the steps below:

1. Log into your account on Amazon.com, click "Your Account" and then click "Your Orders".
2. Click on the specific Inphic product you purchased, and select the "Create your own review" button in the middle of the page
3. Now post an informative review or even shoot a video to help it more visible

We're always looking for ways to improve, so thanks again for your business, support and feedback.

Warmest regards, Inphic Customer Support Team



support@inphic.cn



www.inphic.com




Facebook



Twitter




Documents / Resources

| | |
|---|---|
|  | <p>inphic A9 Wireless Three Mode Power Display Mouse [pdf] Instruction Manual</p> <p>A9 Wireless Three Mode Power Display Mouse, A9, Wireless Three Mode Power Display Mouse, Three Mode Power Display Mouse, Mode Power Display Mouse, Power Display Mouse</p> |
|---|---|

References

- [User Manual](#)

 inphic

 A9, A9 Wireless Three Mode Power Display Mouse, inphic, Mode Power Display Mouse, Power Display Mouse, Three Mode Power Display Mouse, Wireless Three Mode Power Display Mouse

Leave a comment

Your email address will not be published. Required fields are marked *

Comment *

Name

Email

Website

☐ Save my name, email, and website in this browser for the next time I comment.

Post Comment

Search:

e.g. whirlpool wrf535swhz

Search

[Manuals+](#) | [Upload](#) | [Deep Search](#) | [Privacy Policy](#) | [@manuals.plus](#) | [YouTube](#)

This website is an independent publication and is neither affiliated with nor endorsed by any of the trademark owners. The "Bluetooth®" word mark and logos are registered trademarks owned by Bluetooth SIG, Inc. The "Wi-Fi®" word mark and logos are registered trademarks owned by the Wi-Fi Alliance. Any use of these marks on this website does not imply any affiliation with or endorsement.