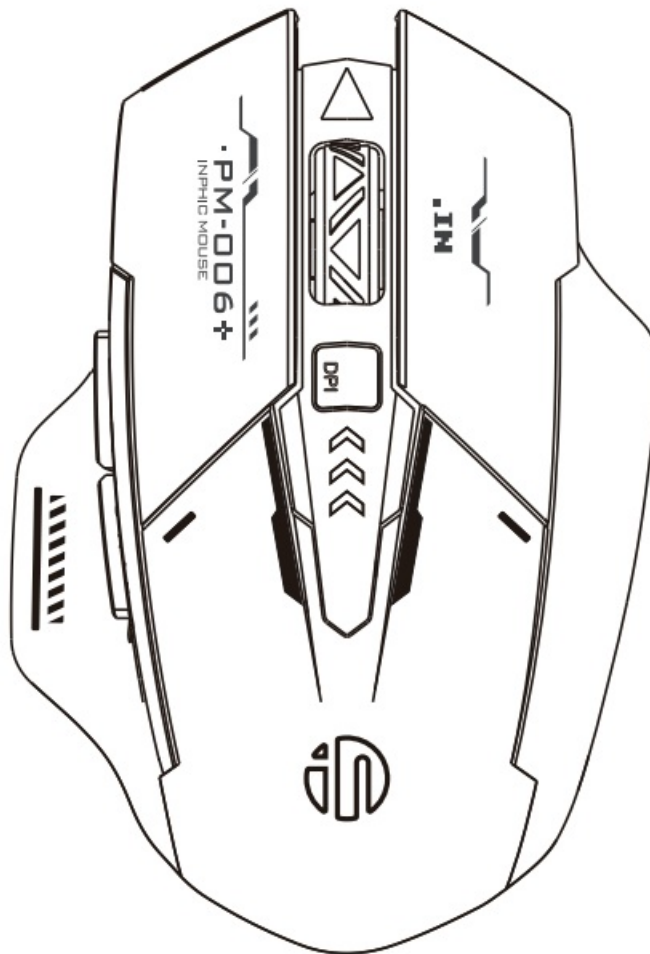




INPHIC 20230110-M6P Wireless Mouse Instructions

[Home](#) » [inphic](#) » INPHIC 20230110-M6P Wireless Mouse Instructions 

inphic

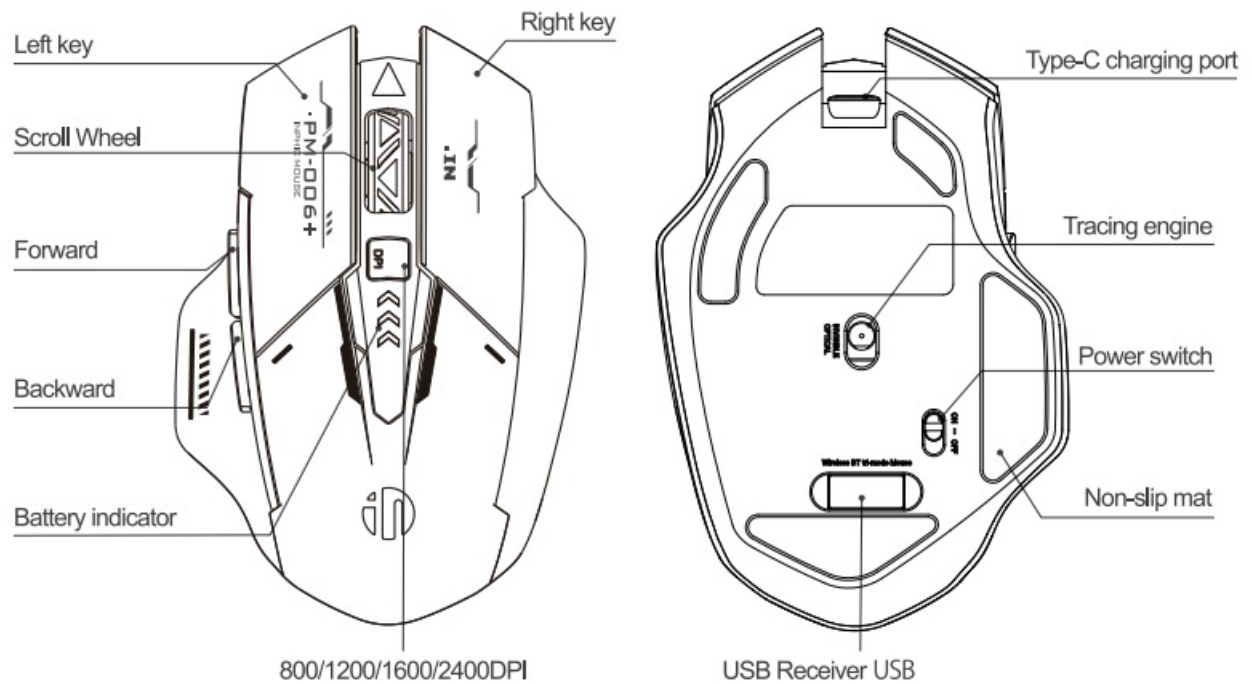


(M6P)
2.4G WIRELESS MOUSE

Contents

- 1 KEY DESCRIPTION
- 2 PACKAGE CONTENTS
- 3 TECHNICAL PARAMETERS
- 4 OPERATING SYSTEM
- 5 WARRANTY POLICY
- 6 Documents / Resources
 - 6.1 References

KEY DESCRIPTION



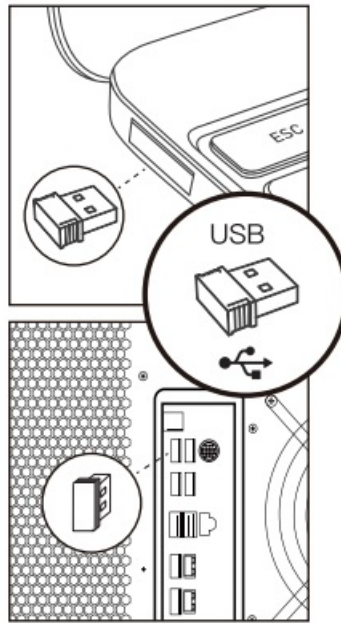
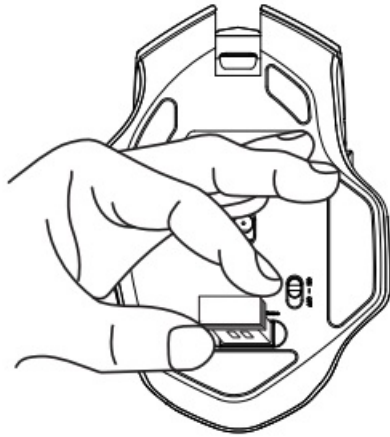
Please Note: The USB receiver is on the bottom of the mouse.

②

Plug the USB receiver into the interface

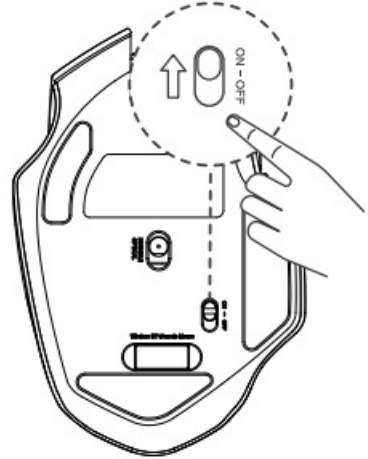
①

Take out the receiver



③

Power on the mouse to use



www.inphic.com

PACKAGE CONTENTS

inphic Wireless Mouse
USB Receiver
Charging Cable
User Manual

TECHNICAL PARAMETERS

- Model number 46P
- Max. speed 14 inches/second
- Scroll Wheel (Y/N) Yes
- Wireless operating distance Up to 10m if without any interference
- Wireless technology. Advanced 2.4 GHz wireless connectivity
- Battery capacity 700mAh
- Built-in battery voltage: 3.7V
- Rated operating current: <8mA
- Tracking System Optical tracking

OPERATING SYSTEM

Windows Vista, Windows 7, Windows 8, Windows 10 and above; Android 5.0 and above; iOS 13 and above; Mac OS x 10.10 and above, Chrome OS; Linux kernel 2.6+

TIPS PLEASE NOTE

1. This mouse can generally be fully charged in 2-3 hours, and can be used for about 30 days after full charging.
(Battery life depends on different usage situation and the device.)
2. The left and right buttons are mute (25dB), excluding side keys and scroll wheel.
3. The mouse is shipped with a blue protective fond non-slip arts, please rove it before use.
4. Please note that one mouse is equipped with one spit US8 receiver Pease keep it well.

WARRANTY POLICY

CARE-FREE WARRANTY

If there is any defect or fault caused by defective material or workmanship of our product within 12 months from the date of purchase, and such defect or fault is notified by the Customer to the Company as soon as practicable, and upon the Company's technician determining that such defect or fault is due to defective material or workmanship, then the Company agrees to replace such defective or faulty part(s) free of [charge.no](#) need to return the initial one, please email us for the guarantee service.

We'd Love to Hear From You!

Thank you for your recent purchase of our Inphic product. We hope you will be satisfied with both the product and service you received. If not, please give our helpful customer services team an opportunity to improve your experience right away. We are more than happy to help.

Meanwhile, we also welcome you to post a Product Review so that others can benefit from your experience. We sincerely appreciate your time and input.

To submit your review, please follow the steps below:

1. Log into your account on [Amazon.com](#), click "Your Account" and then click Your Orders".
2. Click on the specific Inphic product you purchased, and select the "Create your own review" button in the middle of the page
3. Now post an informative review or even shoot a video to help it more visible

We're always looking for ways to improve, so thanks again for your business, support and feedback.

Warmest regards, Orphic Customer Support Team



support@inphic.cn




www.inphic.com



www.inphic.com

Documents / Resources

	<p>INPHIC 20230110-M6P Wireless Mouse [pdf] Instructions 20230110-M6P Wireless Mouse, 20230110-M6P, Wireless Mouse, Mouse</p>
---	---

References

- [User Manual](#)