




INOGEN Connect App User Guide

[Home](#) » [inogen](#) » INOGEN Connect App User Guide 



GETTING STARTED GUIDE




Before You Start

Contents

- [1 Download App](#)
- [2 Plug In Your Inogen One G4](#)
- [3 Pair Your Mobile Device With Your G4](#)
- [4 Open Inogen Connect App](#)
- [5 Search for Concentrator](#)
- [6 Select Serial #](#)
- [7 Terms & Conditions](#)
- [8 Press Bell Button](#)
- [9 Wait to Pair](#)
- [10 Pairing Complete](#)
- [11 Documents / Resources](#)
 - [11.1 References](#)
- [12 Related Posts](#)

Download App

From your smart device, go to the App Store (Apple) or Google Play (Android), search for the Inogen Connect App and download the software. A download link is also included in your welcome email. Please double click the underlined text in your email from Inogen to download the software



Plug In Your Inogen One G4

Connect the AC power supply cord to the concentrator. Plug the power supply AC cord into an electrical outlet. Do not power on G4 concentrator.



Pairing

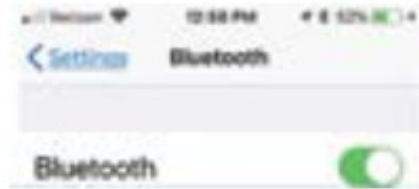
Pair Your Mobile Device With Your G4

- Go to Settings on your smart device and turn on Bluetooth.
- Slide the button to the right to turn on Bluetooth.
- Next, turn on Bluetooth on your concentrator by holding down the minus button until the Bluetooth symbol appears on the concentrator's display.

Go to settings



Turn on Bluetooth on smart device



Turn on Bluetooth on G4

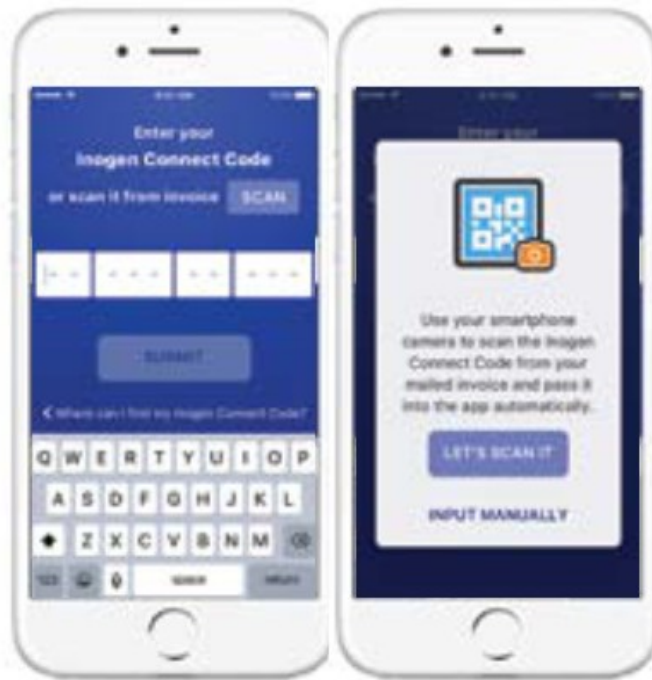


Open Inogen Connect App

The Inogen Connect Code can be found in your confirmation email or provided by your home care provider. Enter your Inogen Connect Code by:

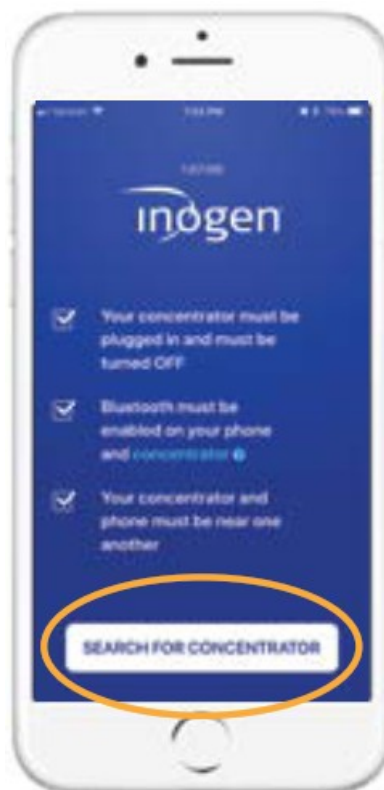
- Manually entering.
- Use your smart device's camera to scan the QR code found on your invoice (must allow access to your camera through the app) Pairing is the term used to describe the process of wirelessly connecting two Bluetooth devices for the first time. "Pairing" allows the devices to recognize each other and creates a unique lasting connection between the specific devices.





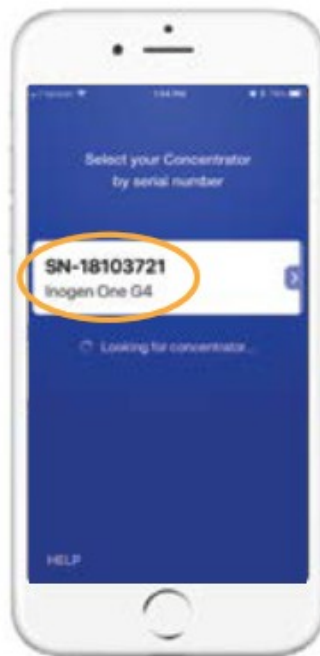
Search for Concentrator

Click on “Search for Concentrator” at the bottom of your screen.



Select Serial

When device is found, select your desired Concentrator Serial Number on your smart device.



Terms & Conditions

Read the Terms and Conditions and if you choose to accept, select the "I Accept" button at the bottom of your screen.

There may be an additional consent statement for some locations. Read the consent statement and if you choose to accept, select the "I Accept" button at the bottom of your screen.



Press Bell Button

Press and hold the bell button on your G4 concentrator to finish pairing.



Wait to Pair

Please wait – your concentrator is pairing.



Pairing Complete

Your Inogen One G4 is now paired with your smart device! Now you can turn on your Inogen One G4 and use it normally. The information displayed on your Inogen Connect screen will vary depending on your concentrator's current state. For further information, see the Inogen Connect FAQ section at www.inogen.com/app/



THE PURPOSE OF THE INOGEN MOBILE APP IS TO PROVIDE ADDITIONAL CONVENIENCE TO THE PATIENT. HOWEVER, THE USER INTERFACE PANEL REMAINS THE PRIMARY SOURCE OF INFORMATION TO WHICH THE PATIENT SHOULD REFER.

Location Information. When you use our mobile applications, we receive your precise location information. We may also collect the precise location of your device when the app is running in the foreground or background / when the app is closed. We use your location information to monitor the location of our equipment, locate lost or stolen equipment, perform market analysis, and locate nearby service representatives and branch offices. We also infer your more general location information (for example, your IP address may indicate your more general geographic region). We may disclose the information we collect about you (including your location information) with homecare providers involved in your care. The Inogen Connect App is compatible with the following devices: iPhone 5 and later; iPad Air; iPad Air 2; iOS 9 and later; Samsung S5 and later; Nexus 5; Nexus 6; Nexus 9; Android 6 and later. Compatible device models are subject to change at any time without notice.



96-08826-00-02 Rev. A

Documents / Resources

	<p>INOGEN Connect App [pdf] User Guide Connect, App, Connect App, Inogen Connect App</p>
	<p>inogen connect App [pdf] User Guide connect App, connect, App</p>

References

- [O Inogen Portable Oxygen Concentrators | Oxygen Therapy](#)
- [O App - Inogen](#)