



INKBIRD IBS-M2 Wireless Pool Thermometer with Wi-Fi Gateway Instruction Manual

[Home](#) » [INKBIRD](#) » INKBIRD IBS-M2 Wireless Pool Thermometer with Wi-Fi Gateway Instruction Manual 

INKBIRD

Wireless Pool thermometer
with IBS-M2 Wi-Fi Gateway

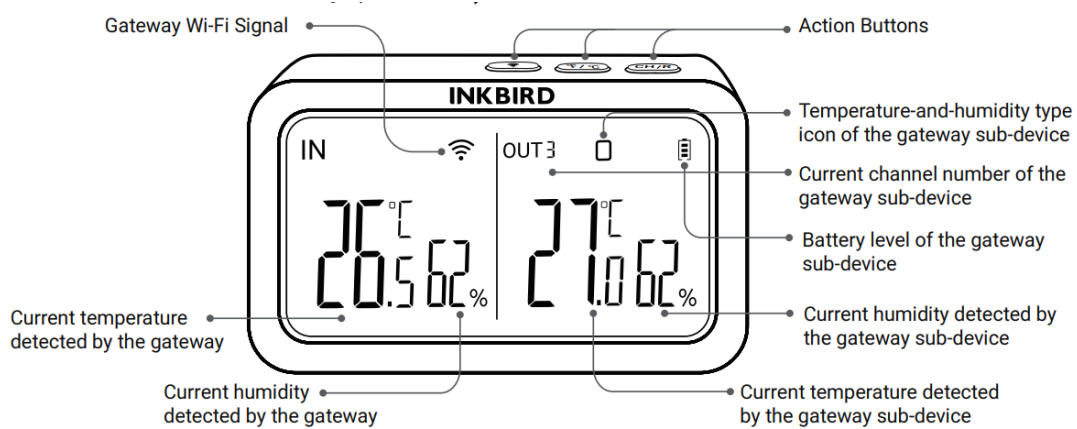


Contents

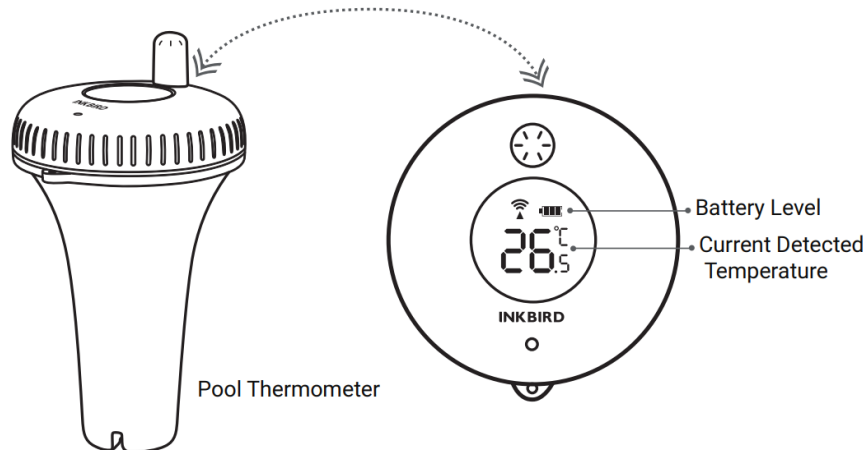
- 1 Product Introduction
- 2 Features & Specifications
- 3 App Connection
- 4 Action Button
- Instructions
- 5 Safeguards
- 6 Product Warranty
- 7 FCC Requirement
- 8 Documents / Resources
- 8.1 References

Product Introduction

IBS-M2 Wi-Fi Gateway (receiver)



Pool Thermometer (Transmitter)



Features & Specifications

IBS-M2 Wi-Fi Gateway:

- Transmission distance: up to 300 ft in open space, if there is interference, the transmission distance will be limited.
- Temperature Measurement Range: -10°C~60°C (14°F~ 140°F)

- Temperature Measurement Accuracy: $\pm 1.0^{\circ}\text{C}$ ($\pm 1.8^{\circ}\text{F}$)
- Temperature Display Accuracy: 0.1°C (0.1°F)
- Humidity Measurement Range: 0~99%
- Humidity Measurement Accuracy: $\pm 5\%$
- Humidity Display Accuracy: 1%
- Maximum Number of Devices Supported: 9
- Wi-Fi: Supported

Pool thermometer:

- Battery: 2* AAA 1.5V (not included)
- Temperature measurement range: $-40^{\circ}\text{C}\sim 70^{\circ}\text{C}$ ($-40^{\circ}\text{F}\sim 158^{\circ}\text{F}$)
- Temperature measurement accuracy: $\pm 1^{\circ}\text{C}$ ($\pm 1.8^{\circ}\text{F}$)
- Temperature display accuracy: 0.1°C (0.1°F)
- Sampling period: 10s
- Waterproof grade: IPX7
- Warranty: 1 year

App Connection

3.1 Download the INKBIRD App



<https://inkbird.com/pages/app-download>

Search the INKBIRD App from Google Play or App Store to get it for free, or you can scan the left QR code to download it directly.

Note:

1. Your iOS devices must be running iOS 10.0 or above to download the app smoothly.
2. Your android devices must be running android 4.4 or above to download the app smoothly.
3. The device supports a 2.4GHz Wi-Fi router only.

3.2 Registration

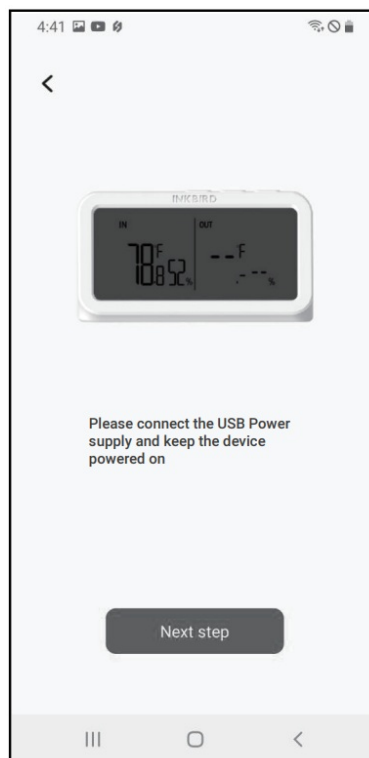
- 3.2.1 Open the app, select your Country/Region, and a verification code will be sent to you.
- 3.2.2 Enter the verification code to confirm your identity, and the registration is complete.
- 3.2.3 Registering an account is necessary before using the INKBIRD app for the first time.

3.3 Connect to your phone

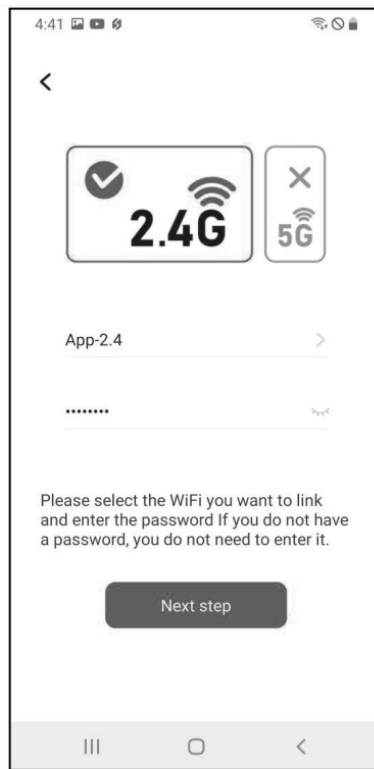
3.3.1 Open the app and click the “+” to select IBS-M2 to start the connection.




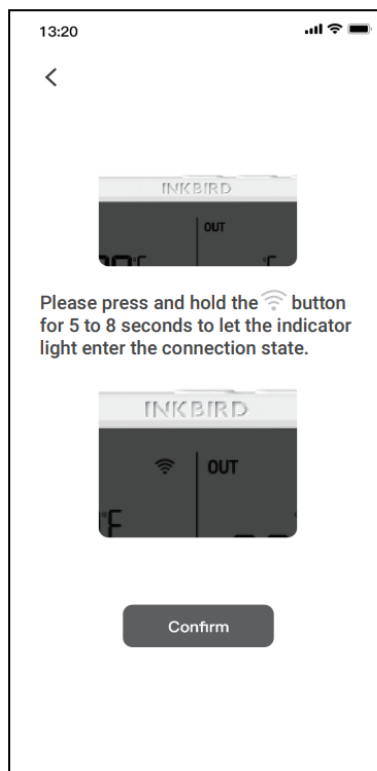
3.3.2 Plug into a USB power supply, power on properly, and click Next Step to continue.



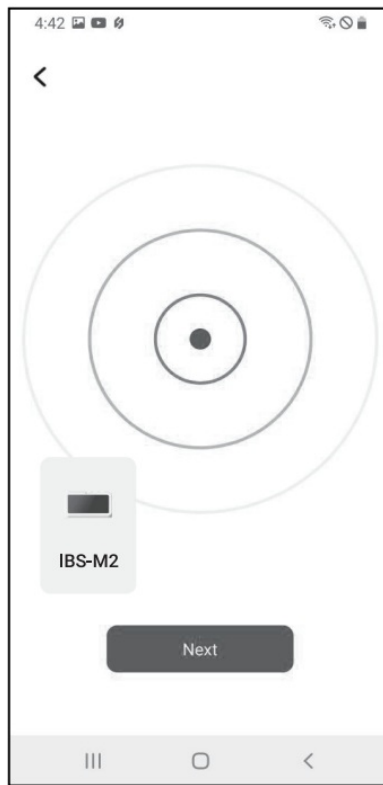
3.3.3 Select the Wi-Fi to connect to, enter the password, and click Next Step to continue.



3.3.4 Press and hold the  button on the device until the Wi-Fi indicator flashes to enter the pairing state, then click Next Step to continue.



3.3.5 Your phone will automatically enter the device scan page. Once the device is found, click Next Step to continue.



3.3.6 The device is automatically pairing the network.



3.3.7 Pairing is successful.



Note: If pairing fails, unplug the power supply and restart the device, then repeat steps 3.3.1~3.3.6 to try again.

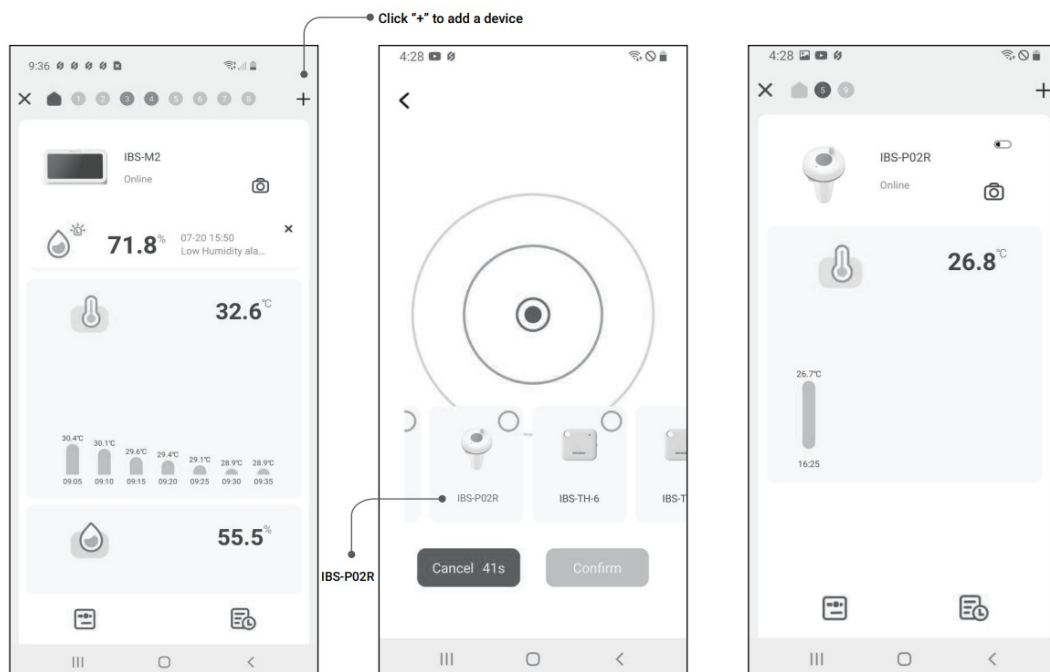
3.4 Main Interface of INKBIRD App



3.5 Add Sub-Devices

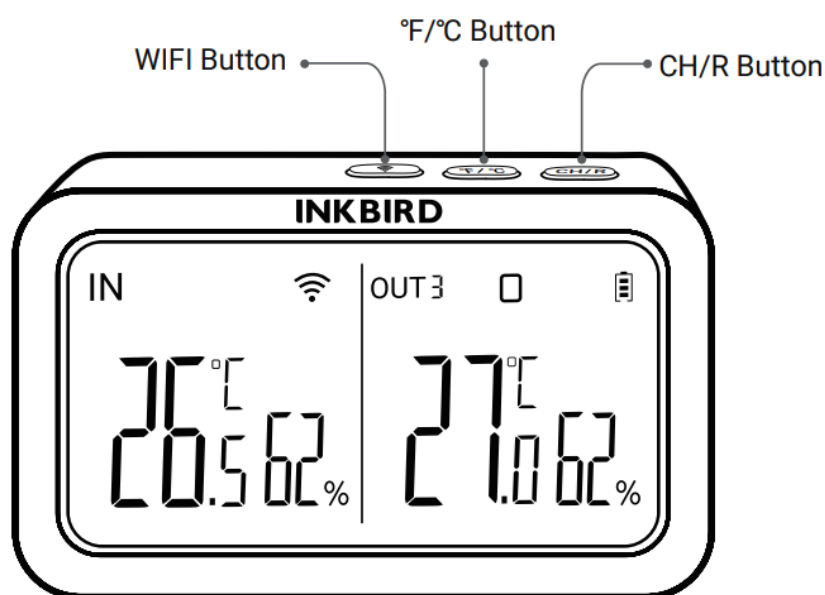
- First, plug in the gateway host and power it on properly, then follow step 3.2 to start the app connection. Skip this step if the connection is already complete.
- Second, install the batteries for the sub-device and power it on properly. Be careful to place it as close as possible to the gateway host.
- Add sub-devices through the app, as shown in the following figures. Choose the relevant device to be added, the sub-device will automatically establish a connection, add the device, and display the channel number of the sub-device.

Note: If adding a device fails, remove the sub-device battery and repeat steps b~c to try again.



Action Button Instructions

IBS-M2 Wi-Fi Gateway



CH/R Button:

Press it to switch between the channels (CH1, CH2, CH3...CH9), the screen will display the measured temperature of the chosen channel (CH1, CH2, CH3...CH9).

If CH0 is selected, the measured temperature of each channel will be displayed alternately for 3 seconds.

Press and hold it for 5 seconds to reset the registration of all gateway sub-devices (transmitters). We should place gateway sub-devices (transmitters) close to the gateway, then add sub-devices through the app so that they can reconnect and complete the registration.

°C/°F Button:

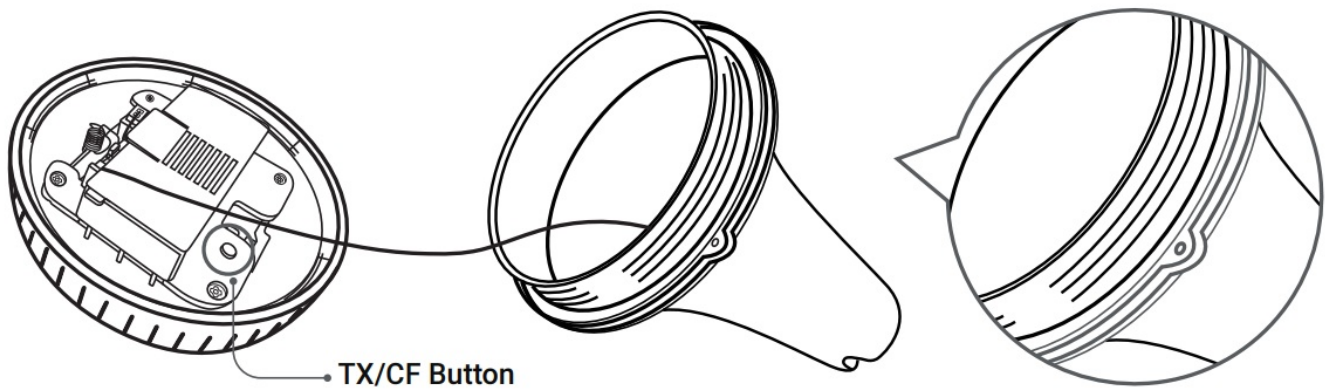
Press it to switch the temperature unit between °C and °F.


WIFI Button:

Press and hold it for 5 seconds to reset Wi-Fi and pair it with the network again.

Pool Thermometer (Transmitter)

Unscrew the cover of the pool thermometer, as shown below.



 The green part is a waterproof gasket, which should not be removed at any time!

TX/CF Button:

Press it to transmit the detected temperature from the pool thermometer to the temperature and humidity monitor and light up the indicator once.

Press and hold it for more than 5 seconds to switch the temperature unit between °C and °F on the pool thermometer.

Safeguards

- a. Please do not disassemble the product if you are not a professional.
- b. Be sure that the sensor is not covered with dust as dust may lead to inaccurate measurements.
- c. Do not use alcohol to clean the sensor.

Product Warranty

This item carries a 1-year warranty against defects in either components or workmanship. During this period, products that prove to be defective will, at the discretion of INKBIRD, be either repaired or replaced without charge.

FCC Requirement

Changes or modifications not expressly approved by the party responsible for compliance could void the user's authority to operate the equipment. This device complies with Part 15 of the FCC Rules. Operation is subject to the following two conditions:

- (1) this device may not cause harmful interference, and
- (2) this device must accept any interference received, including interference that may cause undesired operation.

Note: This equipment has been tested and found to comply with the limits for a Class B digital device, pursuant to Part 15 of the FCC Rules. These limits are designed to provide reasonable protection against harmful interference in a residential installation. This equipment generates, uses, and can radiate radio frequency energy, and if not installed and used in accordance with the instructions, may cause harmful interference to radio communications. However, there is no guarantee that interference will not occur in a particular installation. If this equipment does cause harmful interference to radio or television reception, which can be determined by turning the equipment off and on, the user is encouraged to try to correct the interference by one or more of the following measures:

- Reorient or relocate the receiving antenna.
- Increase the separation between the equipment and receiver.
- Connect the equipment into an outlet on a circuit different from that to which the receiver is connected.
- Consult the dealer or an experienced radio/TV technician for help.

This equipment complies with FCC radiation exposure limits set forth for an uncontrolled environment. This equipment should be installed and operated with a minimum distance of 20cm between the radiator & your body. This transmitter must not be co-located or operating in conjunction with any other antenna or transmitter.

INKBIRD TECH.C.L.
support@inkbird.com

Factory address: 6th Floor, Building 713, Pengji Liantang Industrial Area, NO.2 Pengxing Road, Luohu District, Shenzhen, China

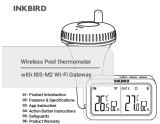
Office address: Room 1803, Guowei Building, NO.68 Guowei Road, Xianhu Community, Liantang, Luohu District, Shenzhen, China

MADE IN CHINA
DESIGNED BY INKBIRD

V1.0



Documents / Resources

	<p>INKBIRD IBS-M2 Wireless Pool Thermometer with Wi-Fi Gateway [pdf] Instruction Manual</p> <p>IBS-M2 Wireless Pool Thermometer with Wi-Fi Gateway, IBS-M2, Wireless Pool Thermometer with Wi-Fi Gateway, Pool Thermometer with Wi-Fi Gateway, Thermometer with Wi-Fi Gateway, Wi-Fi Gateway, Gateway</p>
--	---

References

- [User Manual](#)

Manuals+, Privacy Policy

This website is an independent publication and is neither affiliated with nor endorsed by any of the trademark owners. The "Bluetooth®" word mark and logos are registered trademarks owned by Bluetooth SIG, Inc. The "Wi-Fi®" word mark and logos are registered trademarks owned by the Wi-Fi Alliance. Any use of these marks on this website does not imply any affiliation with or endorsement.