



InfiRay HRC1 Bluetooth Remote Control User Guide

[Home](#) » [InfiRay](#) » InfiRay HRC1 Bluetooth Remote Control User Guide 

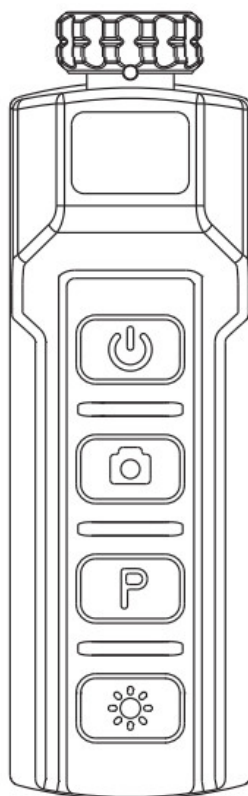


HRC1 Bluetooth Remote Control User Guide

Contents

- [1 HRC1 Bluetooth Remote Control](#)
- [2 Description](#)
- [3 Specifications](#)
- [4 Description of Control](#)
- [5 Remote Control Activation](#)
- [6 Battery Installation](#)
- [7 Installation](#)
- [8 Safety Instructions for Battery](#)
- [9 Legal and Regulatory Information](#)
- [10 Documents / Resources](#)
 - [10.1 References](#)

HRC1 Bluetooth Remote Control



**User Guide
Bluetooth Remote
Control**





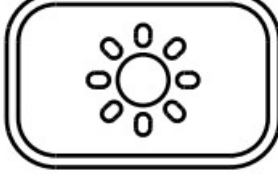
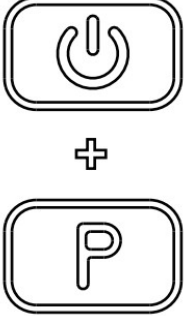
Description

The Bluetooth Remote Control is designed to control remotely device's selected functions and to navigate its menu.

Specifications

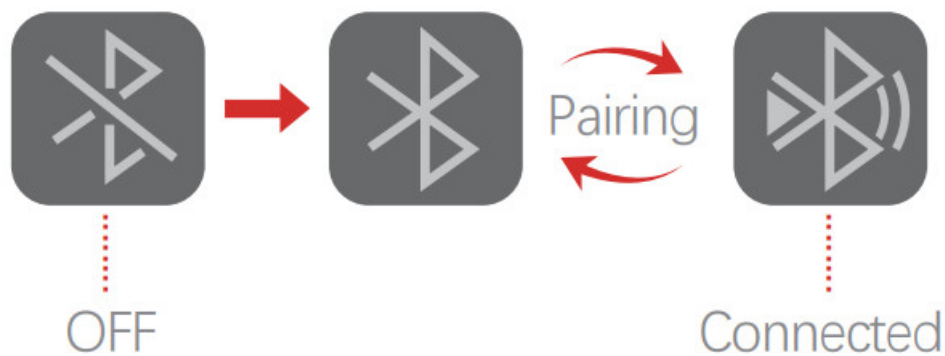
Frequency	2.4 GHz
Standard	IEEE 802.15
Connection Range m	2
Voltage / Battery	3V / CR2032
Dimensions, mm / inch	94x30x28 / 3.7×1.2×1.1
Weight, g / oz	32 / 1.1

Description of Control

	Menu button (press rotary encoder)
	Power Button Rangefinding module connection
	Capture button
	Image mode button (P button)
	Image brightness button
	Rangefinding mode

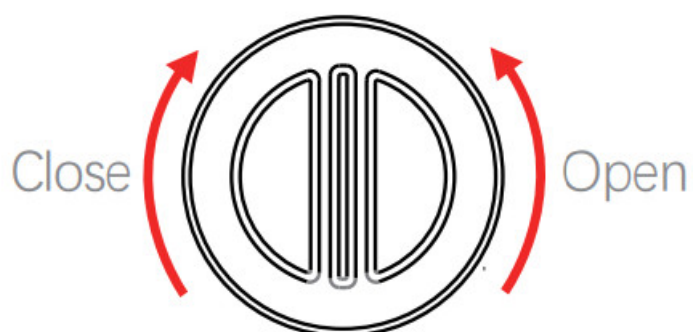
Remote Control Activation

- Open Bluetooth of device
- Automatically pair with the nearest remote control
- Connection Range: 2m



Note: Only one remote control can be connected to the device at a time.

Battery Installation



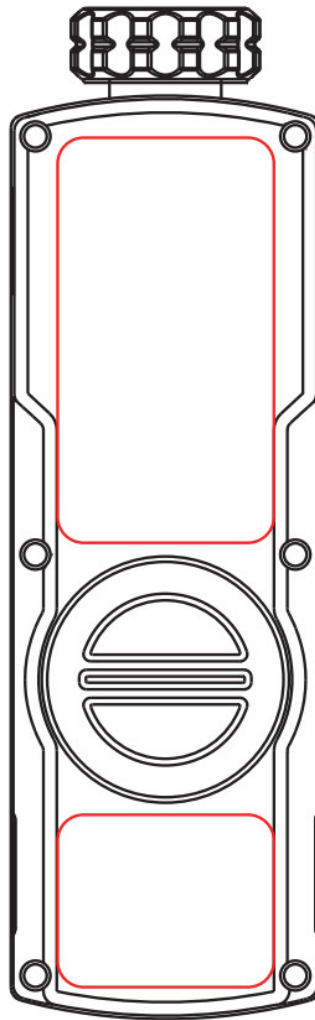
Rotate to open the cover installing the battery.



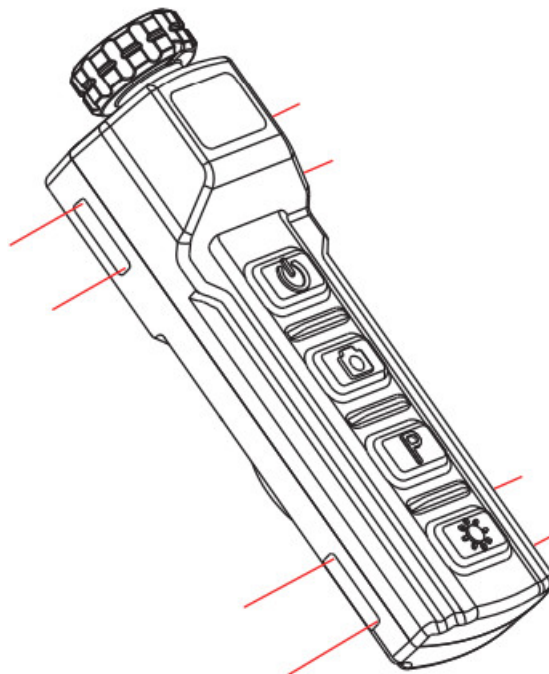
3.0V lithium battery coin cells

Installation

1.



Use 3M dual lock to stick the remote control.



2. Use the elastic straps to secure the remote in place.

Safety Instructions for Battery

- Keep new and used batteries away from children.
- If the battery compartment does not close securely, stop using the product and keep it away from children.
- If you think batteries might have been swallowed or placed inside any part of the body, seek immediate medical

attention.

Legal and Regulatory Information

Frequency range of Bluetooth radio

module: 2.400-2.4835GHz

Power of radio module: 2.72 mW



IRay Technology Co., Ltd.

declares that the Bluetooth

Remote Control complies with the directives 2014/53/EU and



2011/65/EU.

User information on the disposal of electrical and electronic devices (private households)

2012/19/EU (WEEE directive):

Products marked with this symbol cannot be disposed of as unsorted municipal waste in the European Union. For proper recycling, return this product to your local supplier upon the purchase of equivalent new equipment, or dispose of it at designated collection points.

For more information see: www.recyclethis.info

Regulatory information for USA

FCC ID 2AY3N-HRC1

This device complies with part 15 of the FCC Rules. Operation is subject to the following two conditions:

1. This device may not cause harmful interference.
2. This device must accept any interference received, including interference that may cause undesired operation.

Any Changes or modifications not expressly approved by the party responsible for compliance could void the user's authority to operate the equipment.

Note: The manufacturer is not responsible for any radio or TV interference caused by unauthorized modifications to this equipment. Such modifications could void the user's authority to operate the equipment.

Note: This equipment has been tested and found to comply with the limits for a Class A digital device, pursuant to part 15 of the FCC Rules. These limits are designed to provide reasonable protection against harmful interference when the equipment is operated in a commercial environment.

This equipment generates, uses, and can radiate radio frequency energy and, if not installed and used in accordance with the instruction manual, may cause harmful interference to radio communications.

Operation of this equipment in a residential area is likely to cause harmful interference in which case the user will be required to correct the interference at his own expense.

- Reorient or relocate the receiving antenna.
- Increase the separation between the equipment and receiver.
- Connect the equipment into an outlet on a circuit different from that to which the receiver is connected.
- Consult the dealer or an experienced radio/TV technician for help.
- This equipment complies with FCC RF radiation exposure limits set forth for an uncontrolled environment.




[Ray Technology Co., Ltd.

Add.: 11th Guiyang Street, YEDA, Yantai 264006, P.R. China

Tel:0086-400-998-3088

Email: infrayoutdoor@infray.com
Web: www.infrayoutdoor.com

Documents / Resources

	<p>InfiRay HRC1 Bluetooth Remote Control [pdf] User Guide HRC1, 2AY3N-HRC1, 2AY3NHRC1, HRC1 Bluetooth Remote Control, Bluetooth Remote Control, Remote Control</p>
---	--

References

- [this.info](#)

Manuals+.