



## INFINITY WiFi Module for Proteous Range User Manual

[Home](#) » [Infinity](#) » INFINITY WiFi Module for Proteous Range User Manual 

### Contents

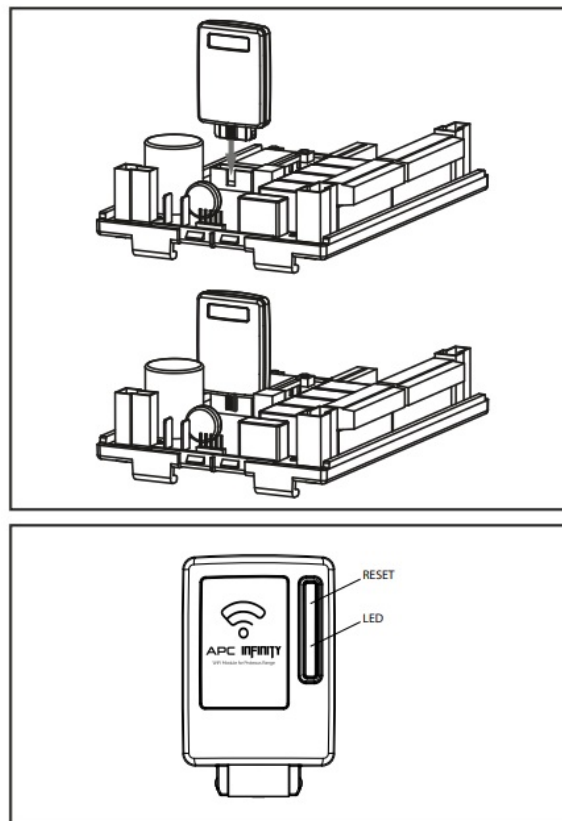
- [1 INFINITY WiFi Module for Proteous Range](#)
- [2 INSTALLATION](#)
- [3 STATUS OF LED](#)
- [4 ENTER YOUR HOME WITHOUT LIFTING A FINGER](#)
- [5 SET UP PROGRAMMED SCENARIOS TO BE RUN ANYTIME YOU WANT](#)
- [6 CHECK AT ANY TIME WHO COMES AND GOES](#)
- [7 KEEP EVERYTHING ALWAYS UNDER CONTROL](#)
- [8 PERMISSION](#)
- [9 FULL REMOTE CONTROL OF THE AUTOMATION](#)
- [10 FULL ACCESS CONTROL FEATURES](#)
- [11 AUTOMATIC SETUP OF SCENARIOS](#)
- [12 Documents / Resources](#)
- [13 Related Posts](#)



**INFINITY WiFi Module for Proteous Range**



## INSTALLATION



1. Disconnect the power supply to the control unit
  2. Insert the module into the ADI port of the control unit
  3. At the first installation, make sure that the module is in access point mode (RED LED ON STEADY)
  4. Then proceed to enroll the control panel to the server following the instructions provided by the V2 GO APP
- NOTE:** If the module is not in access point mode, reset the module using the reset procedure: press the reset button for 3 seconds, the LED must go out and light up again, remaining steady red.

## STATUS OF LED



- **FIXED RED:** The module is in Access Point mode, waiting for a connection
- **FLASHING RED:** mismatch between the serial of the control panel and the serial stored in the module.  
Perform the module reset procedure
- **FIXED BLUE:** STA mode, module connected to the server

## ENTER YOUR HOME WITHOUT LIFTING A FINGER

### GEOLOCATION-BASED OPENING

Activate the GPS and the gate will open automatically as soon as it has detected the presence of your Smartphone at the set distance (250m / 500m/1000m options).

Automation ID: 2904367983

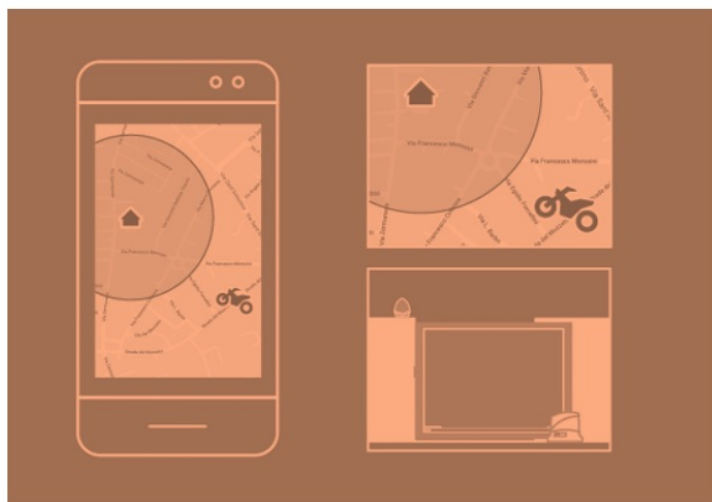
NAME: Entrance Gate

OPENING MODE: Manual (selected), Semi auto, Auto

AUTO-OPENING RANGE: 250 mt, 500 mt, 1000 mt

ADDRESS: Corso Principi di Piemonte, 65/67, 12035 Racconigi CN, It...

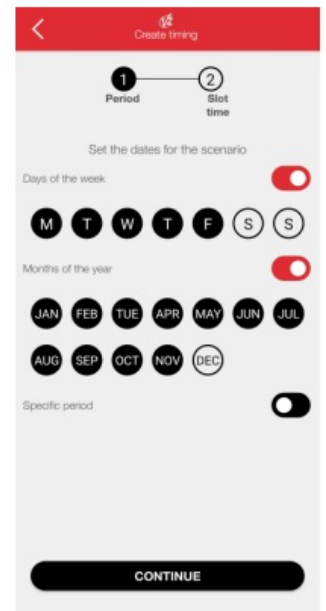
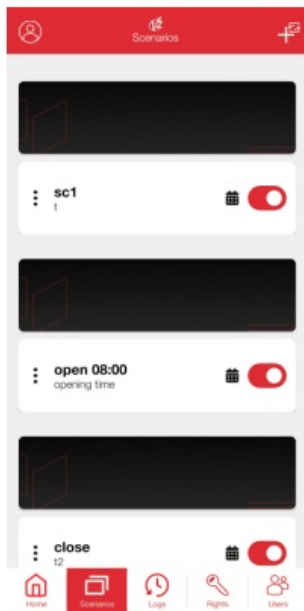
SAVE



## SET UP PROGRAMMED SCENARIOS TO BE RUN ANYTIME YOU WANT

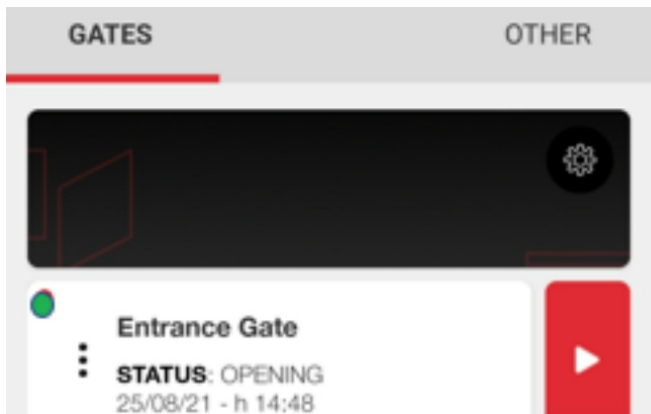
### BUILT-IN TIMER

Set new scenarios according to your needs, choosing for each one whether to activate it manually or automatically at a specific time/day.



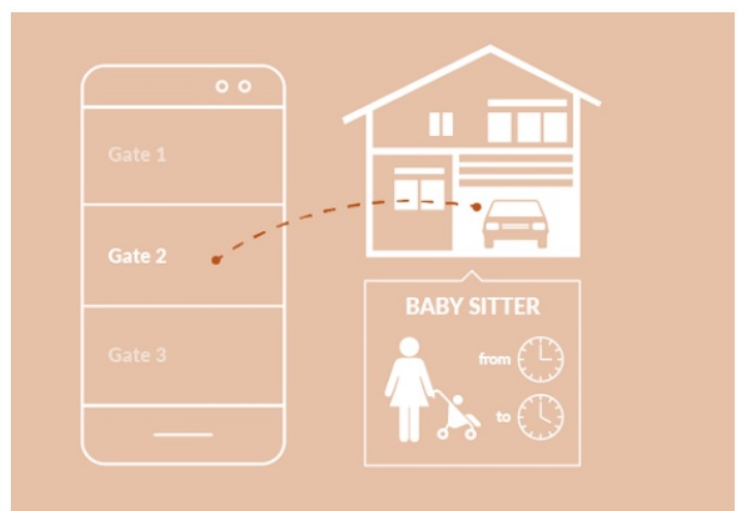
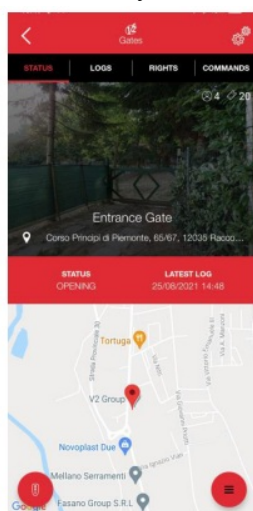
## ACCESS MANAGEMENT FROM YOUR SMARTPHONE

APC Infinity allows you to check all the opening and closing maneuvers of your gate, anywhere you are.



## CHECK AT ANY TIME WHO COMES AND GOES

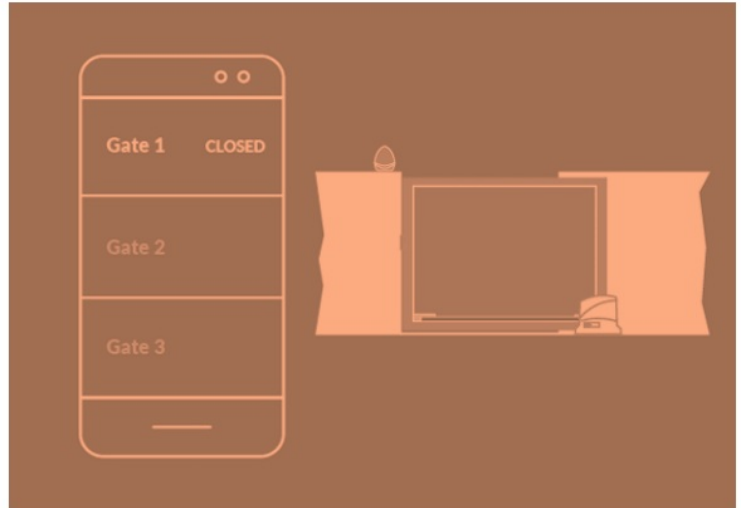
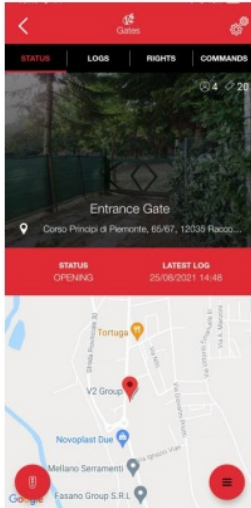
APC Infinity lets you manage all access straight from your smartphone by giving specific time slots to who you want when you want. Also from remote.









## KEEP EVERYTHING ALWAYS UNDER CONTROL

Even when you are not at home, APC Infinity allows you to check at any time whether your gates are open, closed

or moving.



## PERMISSION

-  **Remotely manage the automation:** you can control the gate, garage, rolling shutters and lights even when you are not at home
-  **Geolocation:** you can decide to receive a notification when you approach the chosen automation or automatically activate it when you are getting close to it (automatic mode).
-  Remotely check the status of your automation (Did I close my gate, or did I leave it open?) and the latest movements (when was the last time it was opened?)
-  **Permissions:** grant other users the use of one or more of your automation, but only in the time slot you decide.
-  **Brings together all the home control automation in a single device:** lights, garage, gate, rolling shutters and curtains.
-  Set new scenarios according to your needs, choosing for each one whether to activate it manually or automatically at a specific time/day

## FULL REMOTE CONTROL OF THE AUTOMATION

- Opening
- Closing
- Stopping
- Managing outputs
- Geo fence management of the automation
- Knowing the status of the automation (opened ,closed, % opened, stopped)


## FULL ACCESS CONTROL FEATURES

- Denying the users that can have access to the site
- Limiting user access in time (hour, day, week and month)
- Log and record every access of each user
- Adding/Blocking/Deleting users

## AUTOMATIC SETUP OF SCENARIOS

- Opening and closing with scenarios
- Each scenario can be performed under a timing (specic hours of the day, daily, monthly, specic day of the year)
- Managing multiple automation with one single command/scenario

## Documents / Resources

	<p><a href="#">INFINITY WiFi Module for Proteous Range</a> [pdf] User Manual</p> <p>WiFi Module for Proteous Range, WiFi Module, Proteous Range WiFi Module, Proteous Range</p>
---	---