

# inCompass Uninstall Guide for Ipsos MediaLink App for Mac OS User Guide

[Home](#) » [incompass](#) » inCompass Uninstall Guide for Ipsos MediaLink App for Mac OS User Guide 

Contents

- 1 inCompass Uninstall Guide for Ipsos MediaLink App for Mac OS
- 2 Product Information
- 3 Product Usage Instructions
- 4 Uninstall Guide for Ipsos MediaLinkfor Mac OS
- 5 For Mozilla Firefox
- 6 For Microsoft Edge
- 7 Documents / Resources
- 8 Related Posts



## inCompass Uninstall Guide for Ipsos MediaLink App for Mac OS



## Product Information

Ipsos MediaLink is an application designed for Mac OS that allows users to connect with Ipsos MediaLink services and access media content. It provides a platform for data collection and transmission from the user's device to Ipsos.

## Product Usage Instructions

Please follow the steps below to uninstall Ipsos MediaLink from your Mac OS:

1. Step 1: Quitting Applications
  1. Quit the 'Ipsos MediaLink' application.
  2. Quit the 'Safari' app.
2. Open the Bin/Trash
  1. Locate and open your 'Bin' or 'Trash' folder.
3. Empty the Bin/Trash
  1. Click on 'Empty'.
  2. Click on 'Empty Bin'. This will erase all contents in your bin, including 'Ipsos MediaLink' and 'inCompass'.
4. Remove Browser Extensions
  1. Click on the 'Extensions' icon located on the right side of the address bar.
  2. For 'Ipsos MediaLink' or 'inCompass', click on 'More actions'.
  3. Click on 'Remove from Chrome'.
5. Remove Microsoft Edge Extension
  1. Right-click on the 'Ipsos MediaLink' or 'inCompass' extension icon located on the right side of the address bar.
  2. Click on 'Remove from Microsoft Edge'.

Once you have completed these steps, the Ipsos MediaLink app will be successfully uninstalled from your Mac OS. No further data will be collected or sent to Ipsos from your device.

## Uninstall Guide for Ipsos MediaLinkfor Mac OS

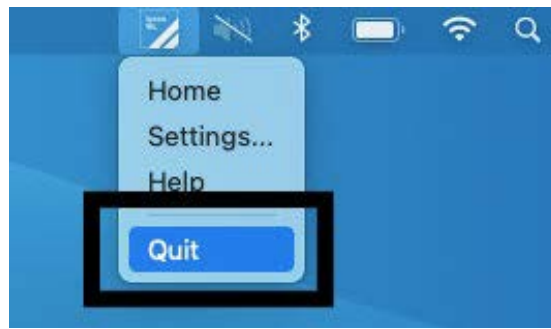
- The instructions listed on this document may vary depending on the Mac OS version on your device.
- Please be mindful that the previous app named 'inCompass' has been rebranded to the new & latest 'Ipsos MediaLink' app. Please ensure you uninstall the appropriate version you have currently installed on your device.

### Step #1

Before you begin, please quit both the 'Ipsos MediaLink' application and the 'Safari' app.

#### 1. Quit 'Ipsos MediaLink'

1. On the menu, click the Ipsos MediaLink/ 'inCompass' icon.
2. Now click 'Quit', the icon will disappear.



## 2. Quit 'Safari'

1. On the dock (row of icons along the bottom), right click 'Safari'.
2. Now click 'Quit'.

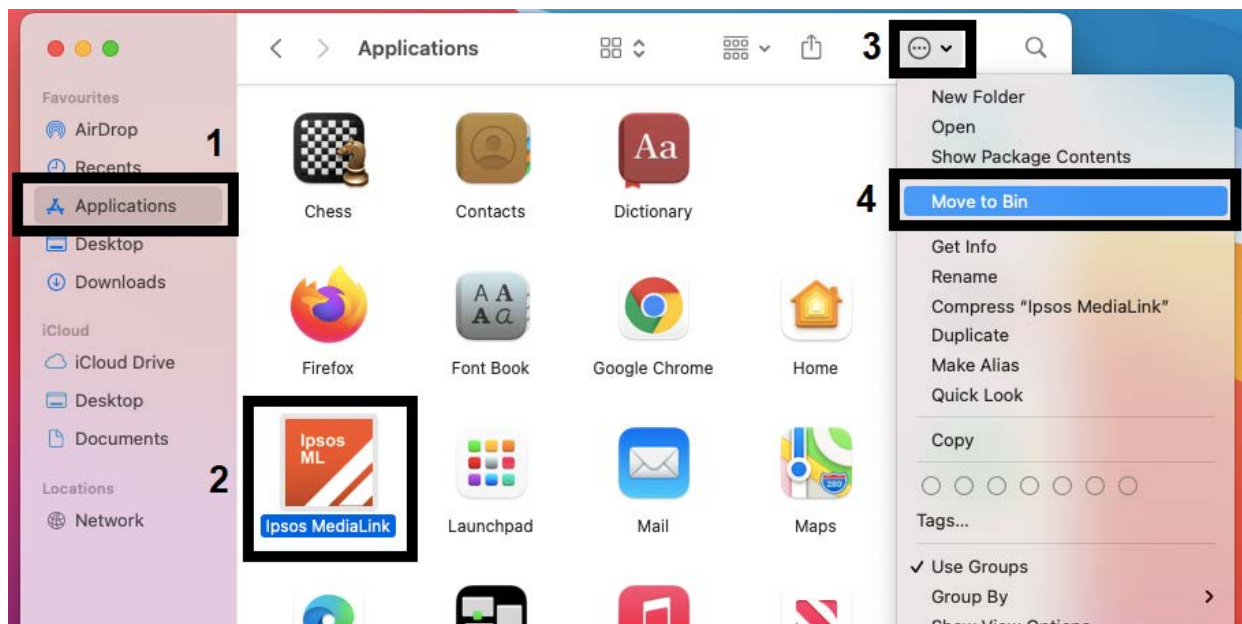


ONCE COMPLETED, YOU CAN PROCEED TO CONTINUE WITH THE STEPS ON THE NEXT PAGE.

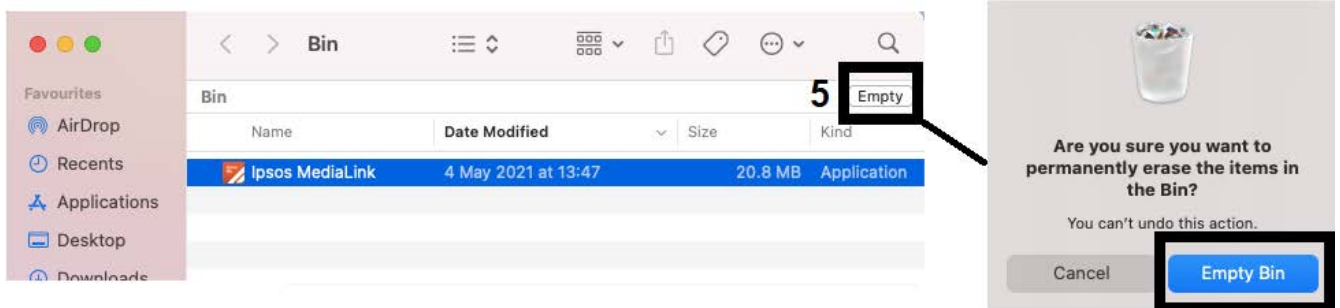
## Step #2



- On your dock, please open the 'Finder' application.



1. On the side menu, please select 'Applications'
2. Click once to select 'Ipsos MediaLink' / 'inCompass'
3. Click once on the menu button (three dots or cogwheel icon)
4. Click 'Move to Bin'



**Now please open your 'Bin' / 'Trash'**

5. Now you can click 'Empty' and click 'Empty Bin' (this will erase AL contents in your bin including 'Ipsos MediaLink' / 'inCompass').

**PLEASE CONTINUE ON TO THE NEXT PAGE TO REMOVE YOUR BROWSER EXTENSIONS.**

- Please make sure to remove the extensions manually on your internet browsers using the method below (applicable for Chrome / Firefox / Edge)



**For Safari Browser**

This will be removed automatically when our Ipsos MediaLink/ inCompassapp is uninstalled.



## For Google Chrome

Open Google Chrome

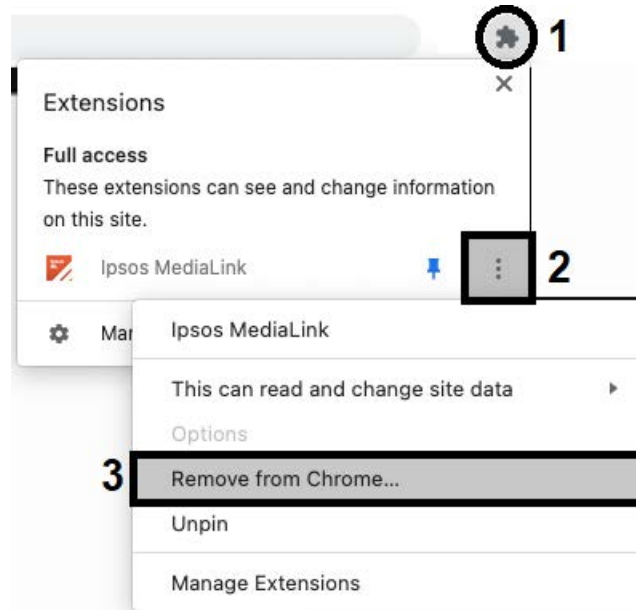
1. Click on the 'Extensions' icon on the right of the address bar



2. For 'Ipsos MediaLink' / 'inCompass', click 'More actions'



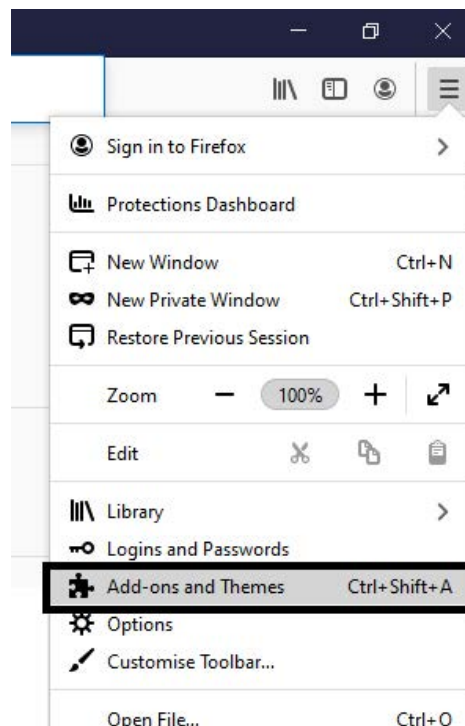
3. Click 'Remove from Chrome'



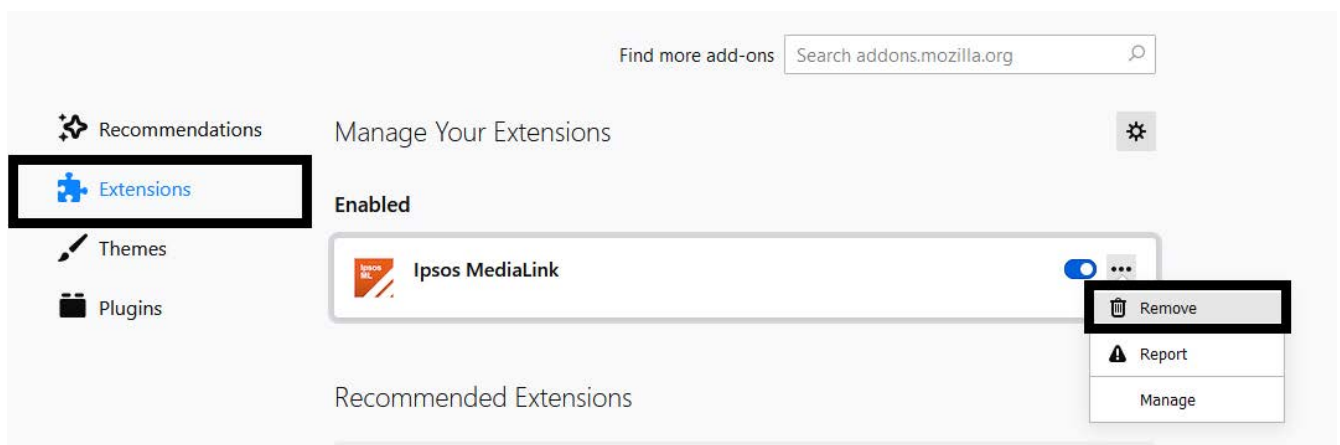
## For Mozilla Firefox



- Open Mozilla Firefox

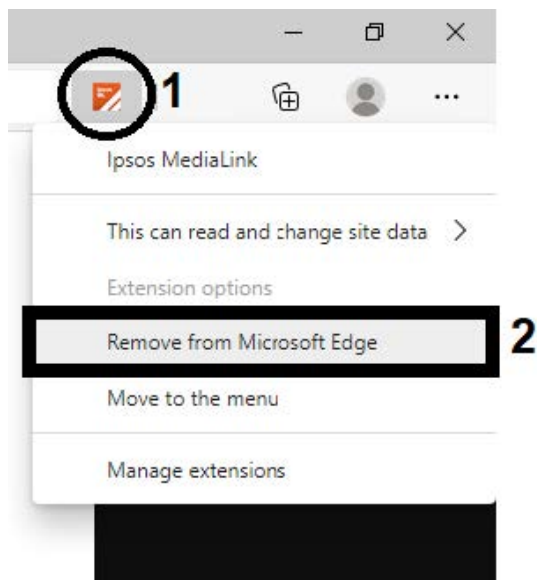


- Click the MENU button (right of the address bar)
- Click 'Add-ons and Themes'
- On the side menu, click 'Extensions'
- For 'Ipsos MediaLink' / 'inCompass' click the options button
- Finally click 'Remove'



## For Microsoft Edge





1. Right click on the 'Ipsos MediaLink' / 'inCompass' extension icon (on the right of the address bar)
2. Click 'Remove from Microsoft Edge'

- The Ipsos MediaLinkapp has now been removed.
- No further data will be collected and/or sent to us from your device.

## Documents / Resources

|  |                                                                                                                                                                                                                                                    |
|--|----------------------------------------------------------------------------------------------------------------------------------------------------------------------------------------------------------------------------------------------------|
|  | <p><a href="#">inCompass Uninstall Guide for Ipsos MediaLink App for Mac OS</a> [pdf] User Guide<br/>         Uninstall Guide for Ipsos MediaLink App for Mac OS, Uninstall Guide, Ipsos MediaLink App for Mac OS, Ipsos MediaLink App, Mac OS</p> |
|--|----------------------------------------------------------------------------------------------------------------------------------------------------------------------------------------------------------------------------------------------------|