

inCompass Ipsos MediaLink App for Windows Installation Guide

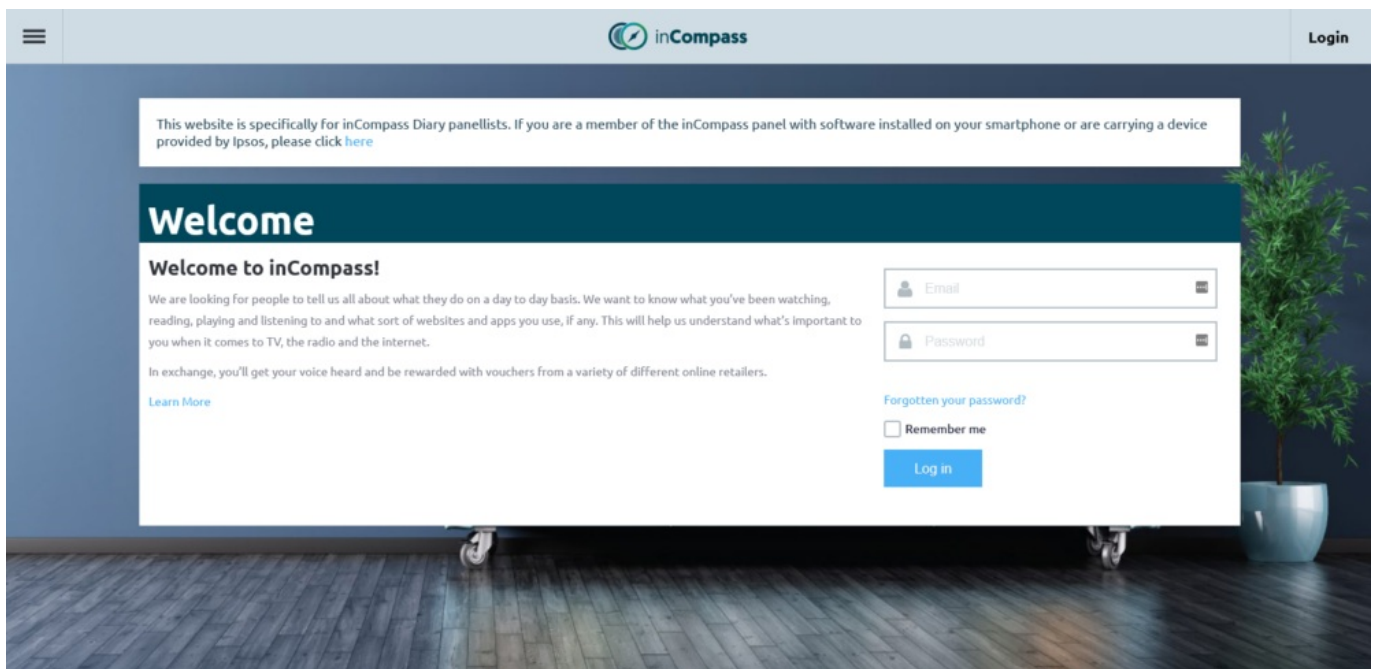
[Home](#) » [incompass](#) » inCompass Ipsos MediaLink App for Windows Installation Guide 

Contents

- [1 inCompass Ipsos MediaLink App for Windows](#)
- [2 Product Information](#)
- [3 Product Usage Instructions](#)
- [4 INSTRUCTIONS](#)
- [5 For Google Chrome](#)
- [6 For Mozilla Firefox](#)
- [7 For Microsoft Edge](#)
- [8 Documents / Resources](#)

incompass

inCompass Ipsos MediaLink App for Windows



Product Information

The Ipsos MediaLink for Windows is an app developed by Ipsos that allows users to participate in market research studies. The app collects data from the user's device to gather insights on media consumption and user behavior. This data is used for research purposes only and is anonymized to ensure user privacy.

Product Usage Instructions

To uninstall Ipsos MediaLink for Windows, please follow the steps below:

1. Step #1: Open the 'Apps' or 'Programs and Features' section on your computer.
2. Step #2: Locate the Ipsos MediaLink app in the list of installed programs.
3. Step #3: Click on the Ipsos MediaLink app to select it.
4. Step #4: When the Ipsos MediaLink / inCompass uninstaller opens, click on the 'Uninstall' button.

Note: Please be patient as the uninstallation process may take a few minutes to complete.

1. Step #5: Once the uninstallation is complete, click on the 'Close' button.

Please note that after uninstalling the app, you also need to remove any extensions manually from your internet browsers (Chrome, Firefox, or Edge) using the following method:

1. For Chrome:
 - Click on the 'More actions' icon (three vertical dots) located at the top right corner of the browser window.
 - Select 'Remove from Chrome' to remove the Ipsos MediaLink extension.
2. For Firefox:
 - Click on the 'Menu' button (three horizontal lines) located at the top right corner of the browser window.
 - Select 'Add-ons' from the menu.
 - In the Add-ons Manager tab, click on the 'Extensions' panel.
 - Find the Ipsos MediaLink extension and click on the 'Remove' button.

3. For Edge:

- Right-click on the Ipsos MediaLink extension icon located at the right side of the address bar.
- Select 'Remove from Microsoft Edge' to remove the extension.


After following these steps, the Ipsos MediaLink app will be completely removed from your device. No further data will be collected or sent to Ipsos.

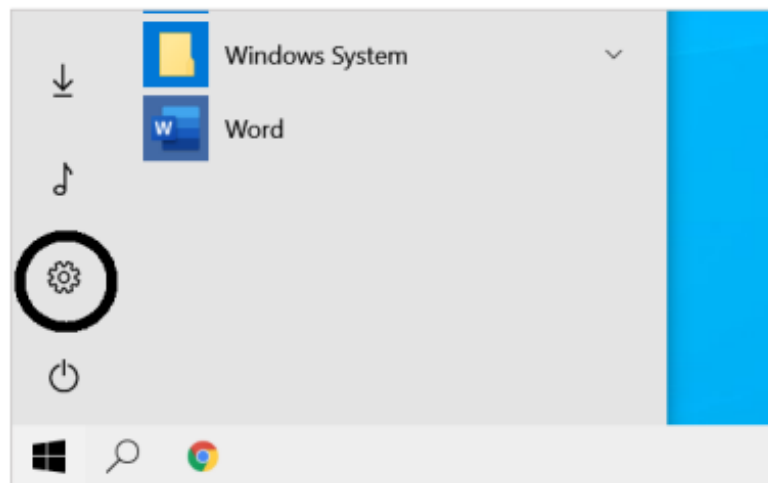
Uninstall Guide for Ipsos MediaLink for Windows

- The instructions listed on this document may vary depending on the Windows version on your device.
- Please be mindful that the previous app named 'inCompass' has been rebranded to the new & latest 'Ipsos MediaLink' app. Please ensure you uninstall the appropriate version you have currently installed on your device.

INSTRUCTIONS

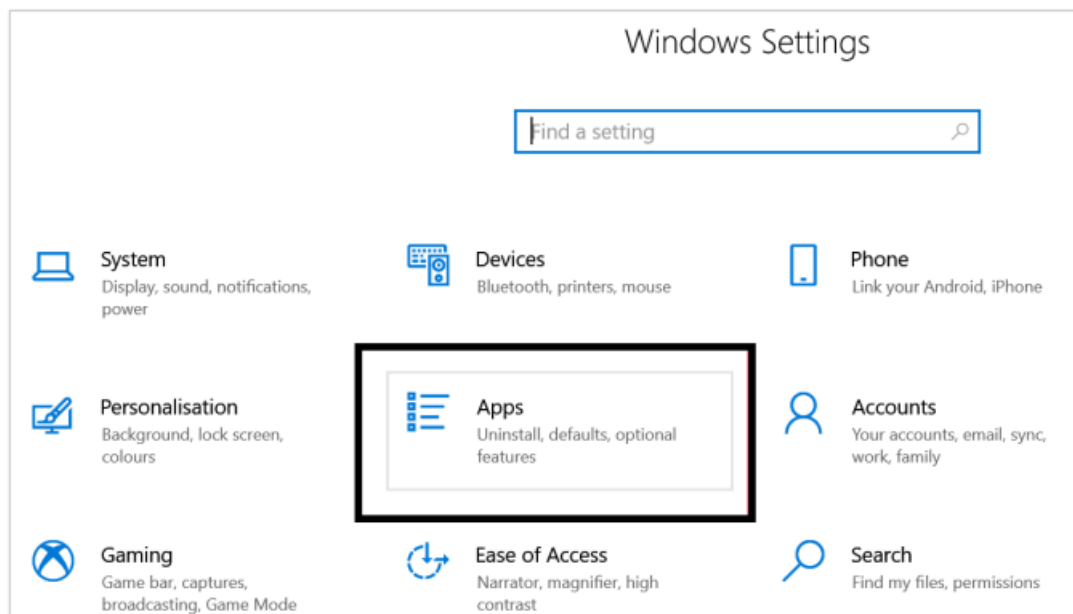
1. Step #1

- Click the 'Start' button (bottom left of screen) 
- Click 'Settings' (Cogwheel icon) or 'Control Panel'



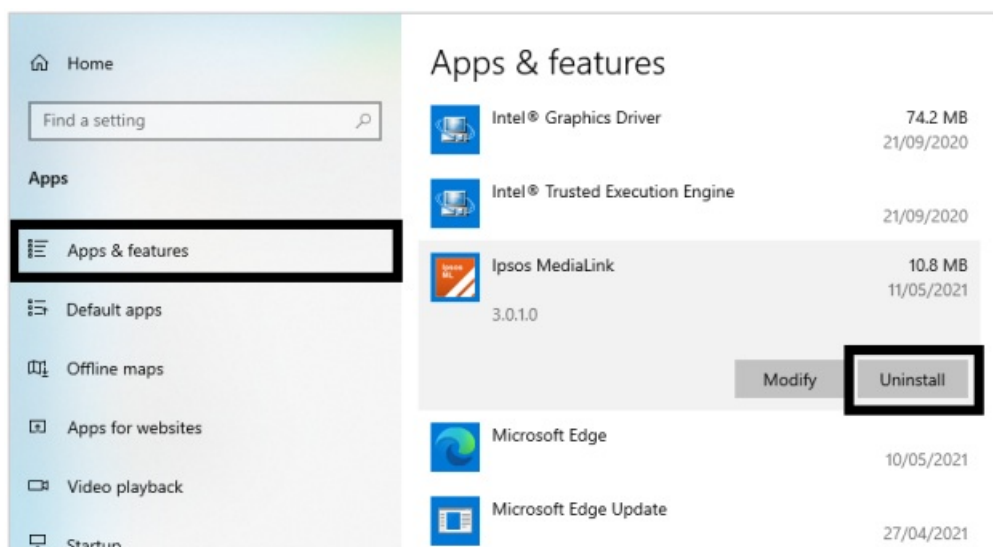
2. Step #2

- Click 'Apps' or 'Programs and Features'



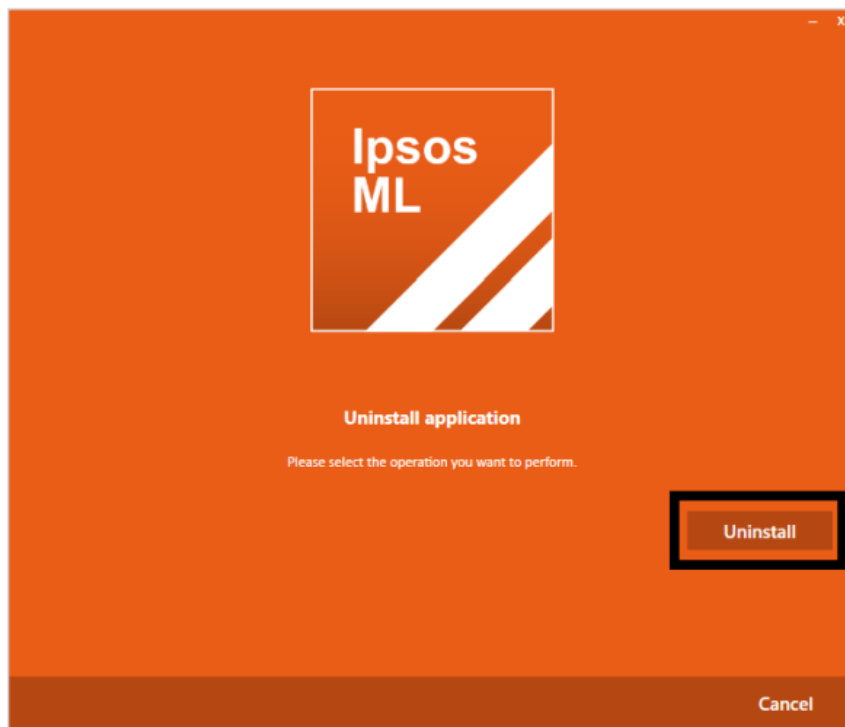
3. Step #3

- Click 'Apps & Features' on the left menu.
- Find and click on 'Ipsos MediaLink' / 'inCompass' in your list of installed applications.
- Click 'Uninstall'




4. Step #4

- When the Ipsos MediaLink / inCompass uninstaller opens, please click 'Uninstall'
- **Note:** Please wait patiently, this process can take up to a few minutes.






5. Step #5

- Once the uninstall is complete, click on 'Close'

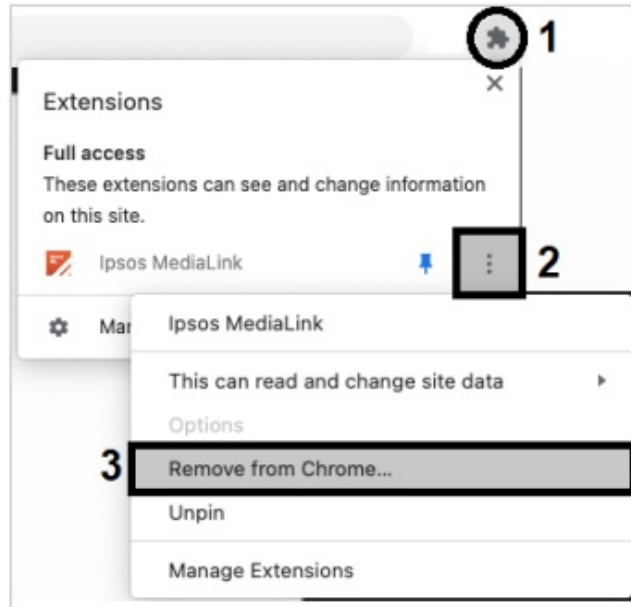


Please make sure to remove the extensions manually on your internet browsers using the method below (applicable for Chrome / Firefox / Edge)

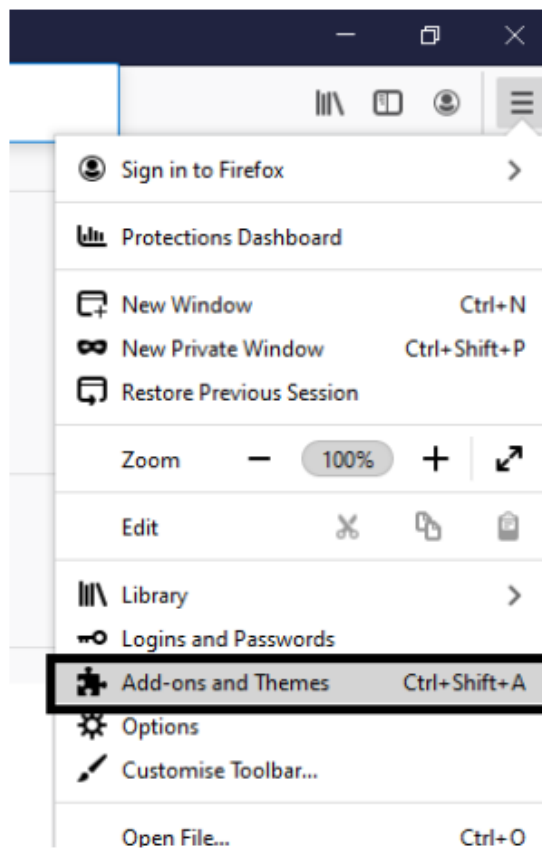
For Google Chrome




- Open Google Chrome 
 1. Click on the 'Extensions' icon on the right of the address bar 
 2. For 'Ipsos MediaLink' / 'encompass', click the 'More actions' icon 

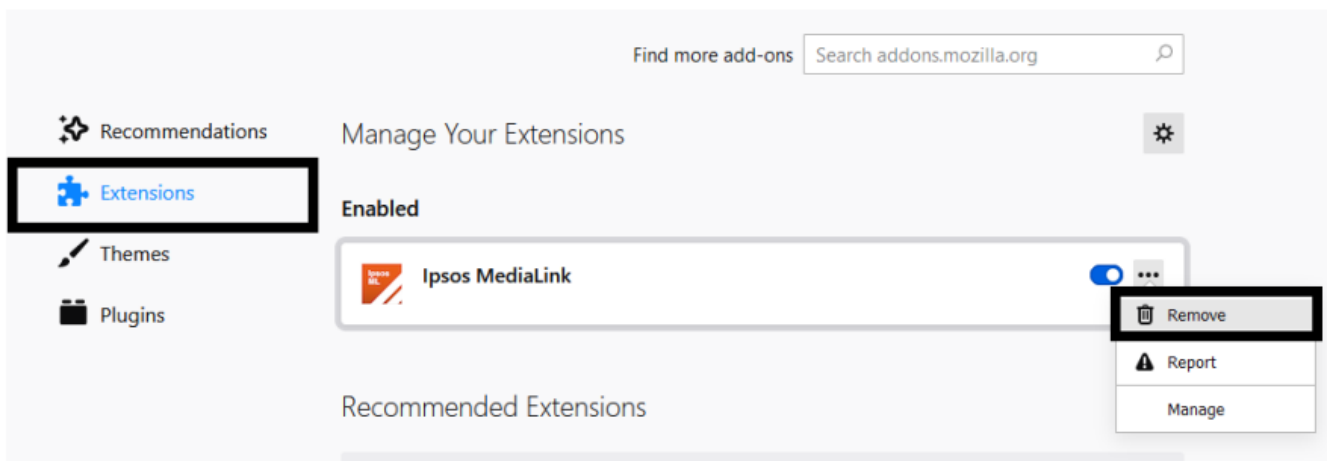
3. Click 'Remove from Chrome'



For Mozilla Firefox

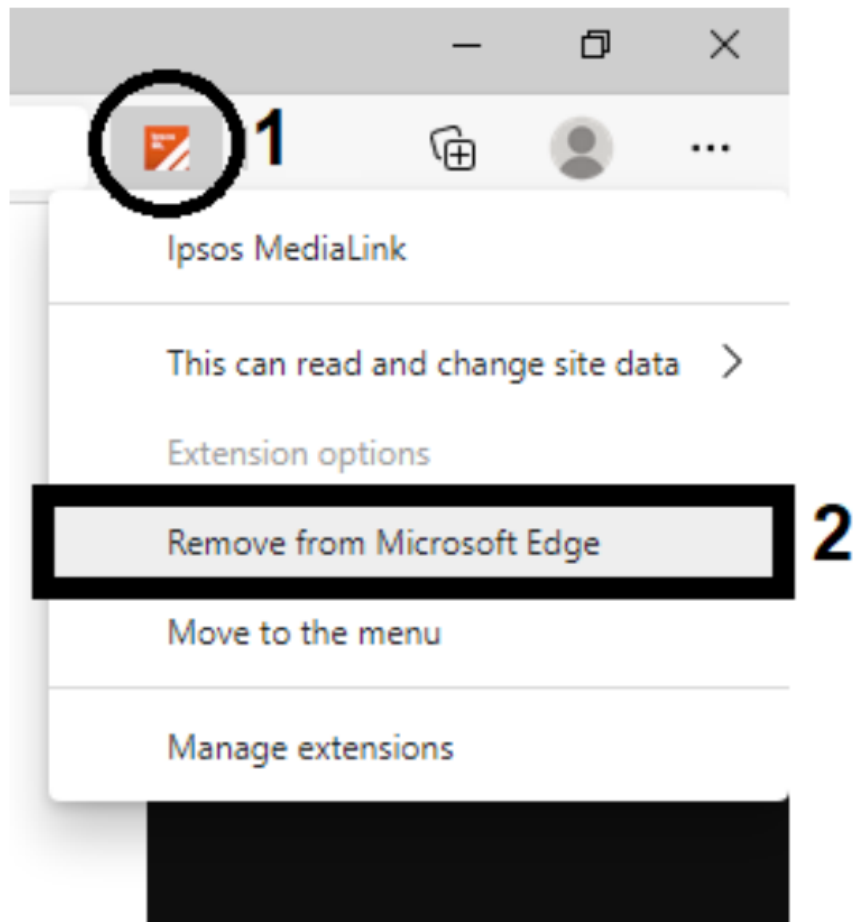


- Open Mozilla Firefox 
- Click the MENU button (right of the address bar) 
- Click 'Add-ons and Themes'
- On the side menu, click 'Extensions'
- For 'Ipsos MediaLink' / 'inCompass' click the options button 
- Finally click 'Remove'



For Microsoft Edge

- Open Microsoft Edge



- Right-click on the 'Ipsos MediaLink' / 'inCompass' extension icon (on the right of the address bar)
- Click 'Remove from Microsoft Edge'

The Ipsos MediaLink app has now been removed. No further data will be collected and/or sent to us from your device.

Documents / Resources



[inCompass Ipsos MediaLink App for Windows](#) [pdf] Installation Guide
Ipsos MediaLink App for Windows, Ipsos MediaLink, App for Windows, Ipsos MediaLink App