

inateck KB04002 Keyboard for iPad



inateck KB04002 Keyboard for iPad Instruction Manual

[Home](#) » [inateck](#) » inateck KB04002 Keyboard for iPad Instruction Manual 

Contents

- [1 inateck KB04002 Keyboard for iPad](#)
- [2 Bluetooth Pairing](#)
- [3 Product Specification](#)
- [4 Documents / Resources](#)
 - [4.1 References](#)
- [5 Related Posts](#)

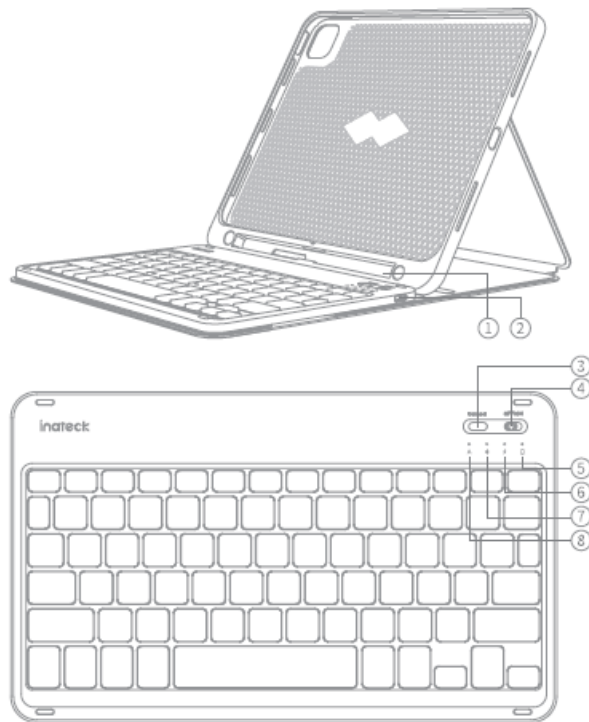
inateck[®]

inateck KB04002 Keyboard for iPad



Instruction Manual

KB04002 Keyboard






1. Pencil Holder
2. USB-C Charging Port
3. Bluetooth Pairing Button
4. Power Switch
5. Low battery indicator-Blue
6. Battery Indicator – Red
7. Bluetooth Indicator
8. Caps Lock Indicator

Bluetooth Pairing














- **Step 1:** Put the iPad case on and slide the keyboard power switch to the On position. Press the “Connect” button and then your keyboard will enter Bluetooth pairing mode with the Bluetooth indicator blinking in blue.
- **Step 2:** On your iPad, go to Settings > Bluetooth, turn on Bluetooth and then “Inateck KB04002” will show up in “Other Devices”
- **Step 3:** Tap “Inateck KB04002” to pair it with your iPad and then the Bluetooth indicator will stay solid in seconds, which means that Bluetooth pairing is completed.

Fix Bluetooth Pairing Problems

- **Step 1:** Go to Settings > Bluetooth, find “Inateck KB04002” in My Devices and tap the info button  next to it, then tap Forget This Device. If there are multiple pairing records related to the keyboard, please clear all of them.
- **Step 2:** Hold  +  simultaneously for 3 seconds and then the three indicators will blink for 3 times once

the factory reset is completed. Step 3: Turn off Bluetooth on your iPad and turn it back on. Then, pair it with your Inateck KB04002.

Shortcut Keys

	Undo/Exit		Brightness-		Brightness+
	Search		Take a screenshot		Switch keyboard layout
	Last track		Play/Pause		Next track
	Mute		Volume-		Volume+
	Lock				



Common Keyboard Shortcuts

⌘ + X	Cut	⌘ + C	Copy	⌘ + V	Paste
⌘ + A	Select all	⌘ + Space	Search	control+Space	Switch keyboard layout
⌘ + Tab	Switch between Apps				



LED Indicator

Indicator	Status	Meaning
Caps Lock Indicator	Solid	Caps Lock on
	Off	Caps Lock off
Bluetooth Indicator	Fast blinking	Bluetooth pairing
	Off	Bluetooth unconnected
	Solid	Bluetooth connected
	Slow blinking	Bluetooth reconnecting
Battery Indicator- Red	Solid	Charging
	Off	Fully charged
Low battery indicator-Blue Blinking		Battery level<20%

Restore Factory Defaults

Hold  +  simultaneously for 3 seconds and then the three indicators will blink for 3 times once the factory reset is completed.

Check Battery Level

Hold  +  simultaneously to check the battery level according to the blinking frequency off the blue low battery indicator.

Blinking Frequency	Battery Level
Once	0-25%
Twice	25%-50%
Three Times	50%-75%
Four Times	75%-100%

Charging

When the battery is low, the low battery indicator will blink in blue. You can recharge the keyboard by using a phone charger or connect it to a USB port of a computer. The keyboard can be fully recharged in approximately 2-3 hours. The battery indicator keeps red when the keyboard is being recharged and it will be off when the keyboard is fully recharged.

Sleep Mode

When KB04002 is left idle for 30 minutes, it will enter sleep mode and the Bluetooth connection will be disrupted. The connection can be rebuilt with a press of any key.

Product Specification

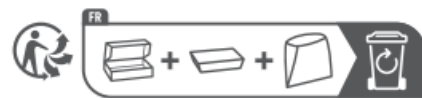
Bluetooth Range	10 m
Charging Time	2-3h
Continuous Working Time	90h
Operating Temperature	-10°C ~ +55°C
Bluetooth Frequency Range	2402-2480MHZ
Actuation Force	60 ± 10g
Battery Capacity	280mAh

Packing List

- KB04002 *1
- Charging Cable *1
- Instruction Manual *1

EU/UK Declaration of Conformity

Inateck Co., Ltd. hereby declares that this device complies with the Directive 2014/53/EU and SI 2017 No. 1206. A copy of the Declaration of Conformity can be accessed from <https://www.inateck.de/pages/inateck-euro-compliance>.



Battery Safety Warning: This product contains a built-in rechargeable lithium battery. Please observe the following safety precautions: do not dismantle, hit, crush, or expose the battery to fire. If the battery experiences severe swelling, discontinue use immediately. Avoid placing the battery in high-temperature environments, and do not use it if it has been immersed in water. During transportation, do not mix the battery with metallic objects.

Service Center

- Europe F&M Technology GmbH
- **Tel:** +49 341 5199 8410 (Working day 8 AM – 4 PM CET)
- **Fax:** +49 341 5199 8413
- **Address:** Fraunhoferstraße 7, 04178 Leipzig, Deutschland

North America

- Inateck Technology Inc.
- **Tel:** +1 (909) 698 7018 (Working day 9 AM – 5 PM PST)
- **Address:** 2078 Francis St., Unit 14-02, Ontario, CA 91761, USA

For Product and Battery



F&M Technology GmbH Fraunhoferstraße 7, 04178 Leipzig, Deutschland

Tel: +49 341 5199 8410

Email: service@inateck.com

Postal code: 04178



Inateck Technology (UK) Ltd

95 High Street, Office B, Great Missenden,

United Kingdom, HP16 OAL

Tel: +44 20 3239 9869

Manufacturer

- Shenzhen Inateck Technology Co., Ltd.
- **Address:** Suite 2507, Block 11 in Tian An Cloud Park,
- **Bantian Street**, Longgang District, Shenzhen, Guangdong, China
- **Email:** product@licheng-tech.com
- **Postal code:** 518129

Documents / Resources



[inateck KB04002 Keyboard for iPad](#) [pdf] Instruction Manual
KB04002 Keyboard for iPad, KB04002, Keyboard for iPad, iPad, Keyboard

References

- [User Manual](#)

Manuals+. Privacy Policy

This website is an independent publication and is neither affiliated with nor endorsed by any of the trademark owners. The "Bluetooth®" word mark and logos are registered trademarks owned by Bluetooth SIG, Inc. The "Wi-Fi®" word mark and logos are registered trademarks owned by the Wi-Fi Alliance. Any use of these marks on this website does not imply any affiliation with or endorsement.