



inateck KB04002 Bluetooth Keyboard Instruction Manual

[Home](#) » [inateck](#) » inateck KB04002 Bluetooth Keyboard Instruction Manual 

Contents

- [1 inateck KB04002 Bluetooth Keyboard](#)
- [2 Product Information](#)
- [3 Product Usage Instructions](#)
- [4 OVERVIEW](#)
- [5 Bluetooth Pairing](#)
- [6 Shortcut Keys](#)
- [7 LED Indicator](#)
- [8 Restore Factory Defaults](#)
- [9 Check Battery Level](#)
- [10 Charging](#)
- [11 Sleep Mode](#)
- [12 Product Specification](#)
- [13 Packing List](#)
- [14 Service Center](#)
- [15 Manufacturer](#)
- [16 Documents / Resources](#)

inateck

inateck KB04002 Bluetooth Keyboard



Product Information

This device is designed to be connected to a receiver and has been evaluated to meet general RF (radio frequency) exposure requirements. It can be used in portable exposure conditions without any restrictions. However, if you experience any difficulties or require assistance with the device, it is recommended to consult the dealer or an experienced radio/TV technician for help.

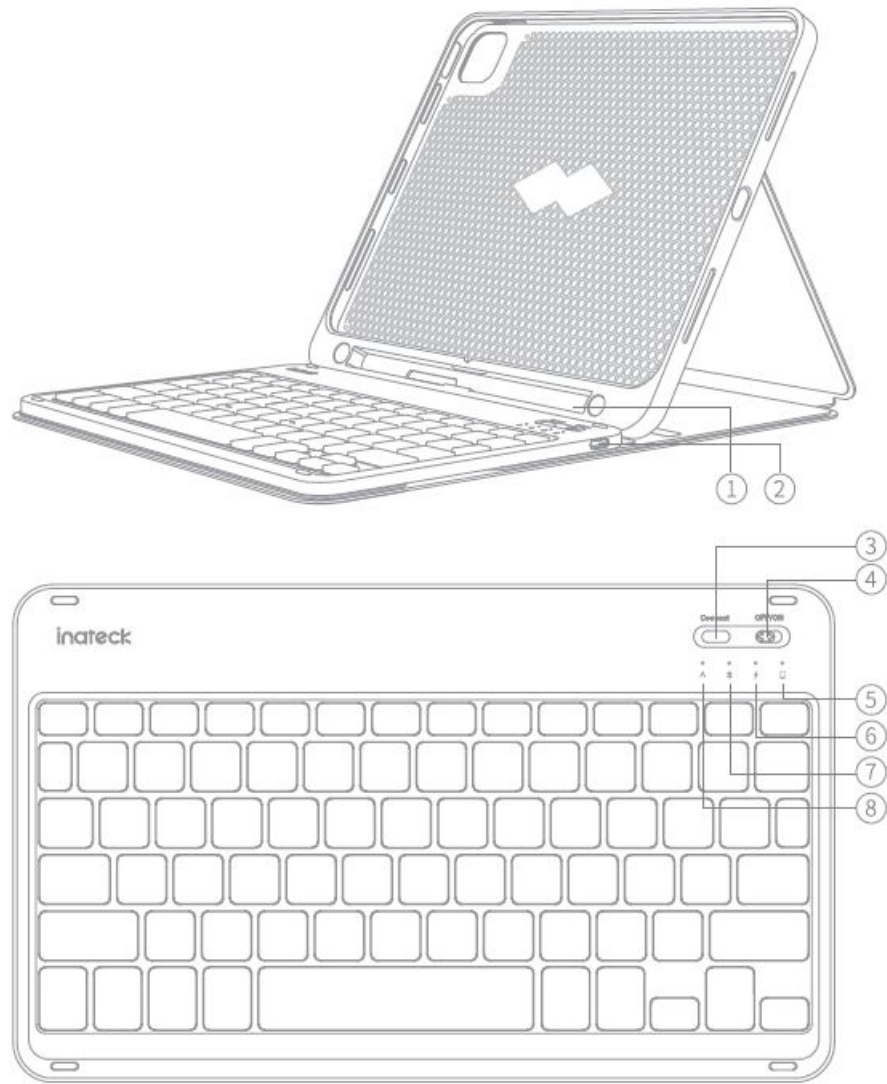
Product Usage Instructions

To use the device:

1. Ensure that the device is properly connected to a receiver.
2. Make sure that the device is within the recommended RF exposure range.
3. If you encounter any issues or need assistance with the device, it is recommended to seek help from the dealer or an experienced radio/TV technician.

Following these instructions will ensure proper usage of the device and help you make the most of its features.



OVERVIEW













Bluetooth Pairing

- **Step 1:** Put the iPad case on and slide the keyboard power switch to the On position. Press the “Connect” button and then your keyboard will enter Bluetooth pairing mode with the Bluetooth indicator blinking in blue.
- **Step 2:** On your iPad, go to Settings > Bluetooth, turn on Bluetooth and then “Inateck KB04002” will show up in “Other Devices”
- **Step 3:** Tap ‘Inateck KB04002” to pair it with your iPad and then the Bluetooth indicator will stay solid in seconds, which means that Bluetooth pairing is completed.

Fix Bluetooth Pairing Problems:


- **Step 1:** Go to Settings > Bluetooth, find “Inateck KB04002” in My Devices and tap the info button (i) next to it, then tap Forget This Device. If there are multiple pairing records related to the keyboard, please clear all of them.
- **Step 2:** Hold  +  simultaneously for 3 seconds and then the three indicators will blink for 3 times once the factory reset is completed.
- **Step 3:** Turn off Bluetooth on your iPad and turn it back on. Then, pair it with your Inateck KB04002

Shortcut Keys

esc	Undo/Exit		Brightness-		Brightness+
	Search		Take a screenshot		Switch keyboard layout
	Last track		Play/Pause		Next track
	Mute		Volume-		Volume+
	Lock				

Common Keyboard Shortcuts



⌘ + X	Cut	⌘ + C	Copy	⌘ + V	Paste
⌘ + A	Select all	⌘ + Space	Search	control+Space	Switch keyboard layout
⌘ + Tab	Switch between Apps				

Tip: Hold the  key to see a list of shortcuts that you can use with an app, excluding the top row shortcuts.



LED Indicator

Indicator		Status	Meaning
Caps Lock Indicator	Solid		Caps Lock on
	Off		Caps Lock off
Bluetooth Indicator	Fast blinking		Bluetooth pairing
	Off		Bluetooth unconnected
	Solid		Bluetooth connected
	Slow blinking		Bluetooth reconnecting
Battery Indicator- Red	Solid		Charging
	Off		Fully charged
Low battery indicator-Blue		B <	

Restore Factory Defaults

Hold  +  ESC simultaneously for 3 seconds and then the three indicators will blink for 3 times once the factory reset is completed.

Check Battery Level

Hold  +  cmd simultaneously to check the battery level according to the blinking frequency of the blue low battery indicator.

Blinking Frequency	Battery Level
Once	0-25%
Twice	25%-50%
Three Times	50%-75%
Four Times	75%-100%

Charging

When the battery is low, the low battery indicator will blink in blue. You can recharge the keyboard by using a phone charger or connect it to a USB port of a computer. The keyboard can be fully recharged in approximately 2-3 hours. The battery indicator keeps red when the keyboard is being recharged and it will be off when the keyboard is fully recharged.

Sleep Mode

When KB04002 is left idle for 30 minutes, it will enter sleep mode and the Bluetooth connection will be disrupted. The connection can be rebuilt with a press of any key.

Product Specification

Bluetooth Range	10 m
Charging Time	2-3h
Continuous Working Time	90h
Operating Temperature	-10°C ~ +55°C
Bluetooth Frequency Range	2402-2480MHZ
Actuation Force	60 ± 10g
Battery Capacity	280mAh

Packing List

- KB04002 *1
- Charging Cable *1
- Instruction Manual *1

Service Center

Europe

- F&M Technology GmbH
- **Tel:** +49 341 5199 8410 (Working day 8 AM – 4 PM CET)
- **Fax:** +49 341 5199 8413

- **Address:** Fraunhoferstraße 7, 04178 Leipzig, Deutschland

North America

- Inateck Technology Inc.
- **Tel:** +1 (909) 698 7018 (Working day 9 AM – 5 PM PST)
- **Address:** 2078 Francis St., Unit 14-02, Ontario, CA 91761, USA

F&M Technology GmbH

- Fraunhoferstraße 7, 04178 Leipzig, Deutschland
- **Tel:** +49 341 5199 8410

Inateck Technology (UK) Ltd.

- 95 High Street, Office B, Great Missenden, United
- Kingdom, HP16 OAL
- **Tel:** +44 20 3239 9869

Manufacturer

- Shenzhen Inateck Technology Co., Ltd.
- **Address:** Suite 2507, Block 11 in Tian An Cloud Park, Bantian
- Street, Longgang District, Shenzhen, Guangdong, China

This device complies with part 15 of the FCC Rules. Operation is subject to the following two conditions:

1. this device may not cause harmful interference, and
2. this device must accept any interference received, including interference that may cause undesired operation.

Any changes or modifications not expressly approved by the party responsible for compliance could void the user's authority to operate the equipment.

NOTE: This equipment has been tested and found to comply with the limits for a Class B digital device, pursuant to Part 15 of the FCC Rules. These limits are designed to provide reasonable protection against harmful interference in a residential installation. This equipment generates, uses, and can radiate radio frequency energy and, if not installed and used in accordance with the instructions, may cause harmful interference to radio communications. However, there is no guarantee that interference will not occur in a particular installation. If this equipment does cause harmful interference to radio or television reception, which can be determined by turning the equipment off and on, the user is encouraged to try to correct the interference by one or more of the following measures:


- Reorient or relocate the receiving antenna.
- Increase the separation between the equipment and the receiver.
- Connect the equipment to an outlet on a circuit different from that to which the receiver is connected.
- Consult the dealer or an experienced radio/TV technician for help.

The device has been evaluated to meet general RF exposure requirements. The device can be used in portable exposure conditions without restriction

EU/UK Declaration of Conformity

Inateck Co., Ltd. hereby declares that this device complies with Directive 2014/53/EU and SI 2017 No. 1206. A copy of the Declaration of Conformity can be accessed at <https://www.inateck.de/pages/euro-compliance>.

Documents / Resources

	inateck KB04002 Bluetooth Keyboard [pdf] Instruction Manual 2A2T9-KB04002, 2A2T9KB04002, kb04002, KB04002 Bluetooth Keyboard, KB04002, Bluetooth Keyboard, Keyboard
-----------------------------------------------------------------------------------	----------------------------------------------------------------------------------------------------------------------------------------------------------------------------------------

[Manuals+](#)