



immax 08481L Solar Light With Motion Sensor Instructions

[Home](#) » [immax](#) » immax 08481L Solar Light With Motion Sensor Instructions 

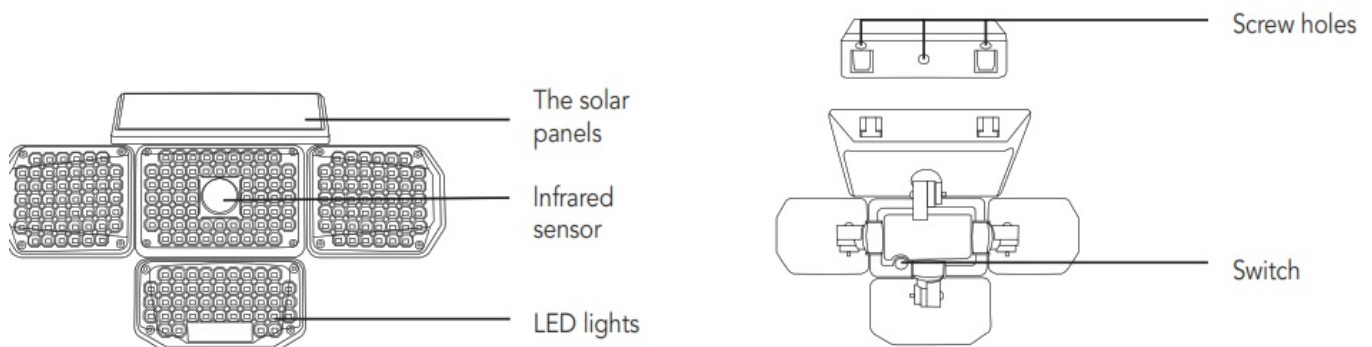


SOLAR LIGHT WITH MOTION SENSOR 08481L Instructions

Contents

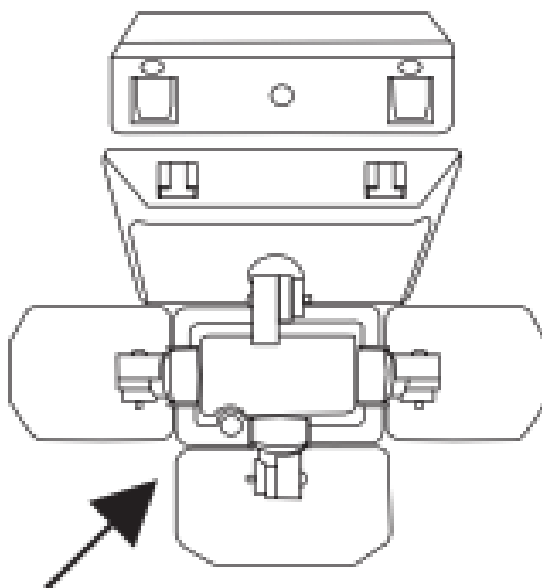
- [1 PRODUCT INTRODUCTION](#)
- [2 INSTALLATION METHOD](#)
- [3 PRODUCT PARAMETERS](#)
- [4 PRODUCT FEATURES](#)
- [5 MAINTENANCE](#)
- [6 Documents / Resources](#)
 - [6.1 References](#)
- [7 Related Posts](#)

PRODUCT INTRODUCTION

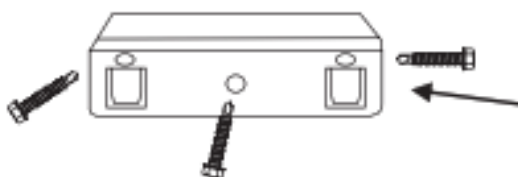


INSTALLATION METHOD

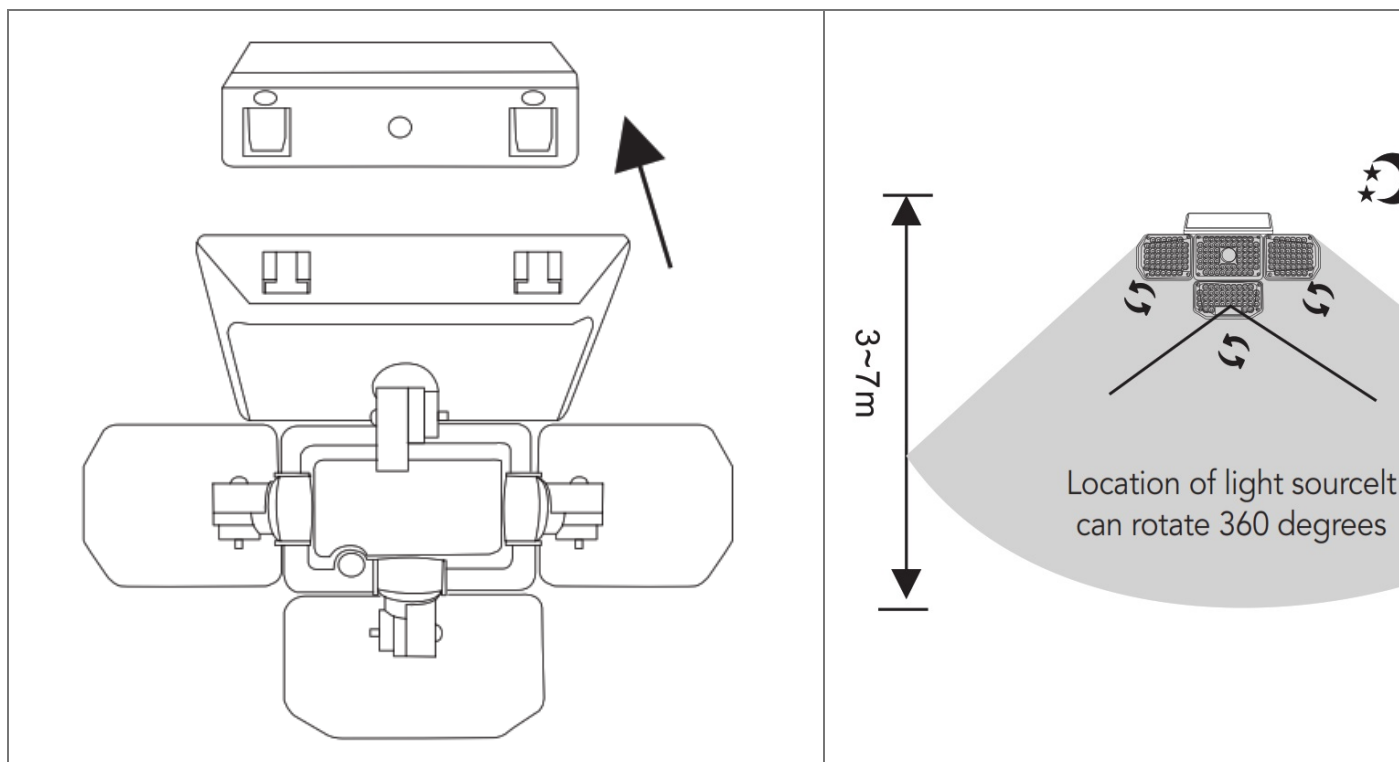
Press the switch button.



Screw the base to the wall.



Through the buckle, the lamp body is connected and fixed with the base to complete the installation.



The product will be automatically charged during the day, the light will come on at night, and the light will go off.

PRODUCT PARAMETERS

| | |
|--------------------|-----------------|
| Product size | 299×144.5×194mm |
| Solar panels | 5.5V 1.265W |
| LED number | 214PCS |
| The material | ABS+PC |
| Weight | 620g |
| Lumen | 430LM |
| Worktime | >100time |
| Waterproof | IP65 |
| Battery | 2400mAh |
| Induction distance | 5-7M |

LIGHTING MODES:

light is off during the day sensor is highlighted at night.

It shuts off automatically during the day and opens automatically after sensing the body at night. Turn on the lights for 15-20 seconds and then turn them off.

PRODUCT FEATURES

Unique wide Angle design, four hair light, multiple rotating luminous surfaces provide better lighting angles.

Easy to install and uses energy saving solar technology.

Widely used for illumination in gardens, garages and other places exposed to sunlight.

Fully automated operation. Automatically turns off during the day and automatically lights up when it senses movement at night.

MAINTENANCE

1. When the lights don't work properly. Confirm whether the switch is on.
2. Confirm whether it will be used for a long time without solar charging and ensure it before use It has been charged with solar energy.
3. Confirm to use within the product induction range.
4. Confirm that the product is installed within 3-7 meters.
5. Make sure the product installation direction is correct (solar panel upward).
6. Make sure nothing prevents the solar panels from receiving sunlight.

Note: Keep product away from ignition source. Do not immerse the product in water and place the solar panel upward.



Producer and importer:

WPB CZ, s.r.o. Pohoří 703, 742 85 Vřesina,

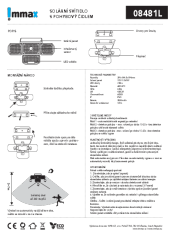
Czech Republic

www.immax.cz

www.immax.eu



Documents / Resources

| | |
|---|--|
|  | <p>immax 08481L Solar Light With Motion Sensor [pdf] Instructions 08481L Solar Light With Motion Sensor, 08481L, Solar Light With Motion Sensor, Motion Sensor</p> |
|---|--|

References

- [Im Velkoobchod s LED technikou IMMAX | Immax.cz](#)
- [Im Velkoobchod s LED technikou IMMAX | Immax.cz](#)

[Manuals+](#).