



Imin Swift 1 Pro Series Variable Terminal User Manual

[Home](#) » [imin](#) » Imin Swift 1 Pro Series Variable Terminal User Manual 



**Swift 1 Pro Series
Model: I23M03
User Manual**

Contents

- [1 Swift 1 Pro Series Variable Terminal](#)
- [2 Introduction](#)
- [3 Combination](#)
- [4 Technical Specifications](#)
- [5 Safety Information](#)
- [6 Documents / Resources](#)
 - [6.1 References](#)

Swift 1 Pro Series Variable Terminal

The device comes in 3 options below




Swift 1 Pro

Swift 1s Pro

Swift 1p Pro

Optional accessories



Swift 1 Scanner

Swift 1 Printer

Swift 1 Strap

Introduction



Power Button

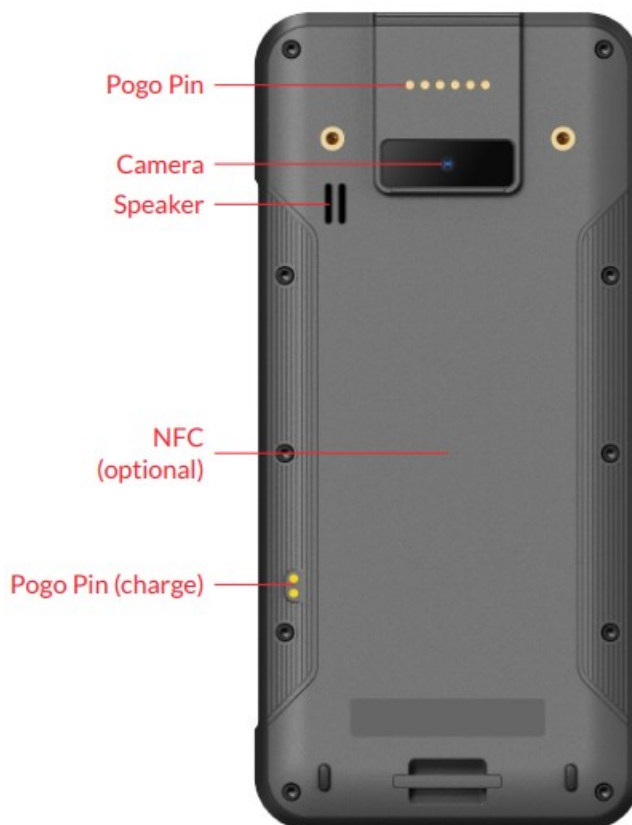
Press the power button to power on.

Under power on conditions, press and hold the button for 2-3 seconds to select power off or reboot.

In the standby status, press the control button for 8 sec. to power off.

Display

A touch screen for the operator.



Type-C Interface

With the charging function, for external devices, such as U disk.

Pogo Pin

Used to connect Print Module (optional) or Scan Code Module (optional).

Camera

To scan the QR code and shoot.

Combination



Swift 1p Pro



Technical Specifications

OS	Android 13
CPU	Octa-Core (Quad-core Cortex-A73 2.0GHz + Quad-core Cortex-A53 2.0GHz)
Screen	6.517 inches, resolution: 720 x 1600 Multi-touch capacitive screen
Storage	4GB RAM + 32GB ROM
Camera	0.3 MP rear camera, 5 MP front camera
NFC	Optional, default none
Wi-Fi	802.11 a/b/g/n/ac (2.4GHz/5GHz)
Bluetooth	5.0BLE
Printer	58mm thermal printer, support the paper roll with maximum 40mm diameter
Scanner	Zebra or Totinfo
Speaker	0.8W
External Interface	1 x USB Type-C port, 1 x Card slot
TF Card	1 x NanoSIM + 1 xTFcard
Network	2G/3G/4G
GPS	AGPS. GLONASS. GPS, Beidou. Galileo
Battery	7.6V 2500mAh
Power Adapter	5V/2A
Operating Temperature	-10°C to +50°C
Storage Temperature	-20°C to +60°C
Operating Humidity	10% to 95% r.H.
Limit Altitude	Max. 2000 meters

Safety Information

Safety and Handling

- Please plug-in power adapter to only its corresponding AC socket.
- Do not use in explosive gas atmosphere.
- Do not disassemble the equipment. It should be serviced or recycled only by iMin or an authorised service provider.
- This is a Grade B product. The product may cause radio interference and interfere with medical devices. The user may be required to take practical measures to reduce the possibility of causing interference to radios, televisions and other electronic devices.
- About the battery replacement:
 1. Do not attempt to replace the battery yourself – you may damage the battery, which could cause overheating, fire and injury.
 2. The replaced/ used battery should be disposed according to local environmental laws and guidelines. Do not dispose in fire. It should be serviced or recycled by iMin or an authorised service provider, and must be recycled or disposed of separately from household waste.

Company Statement

Our company is not responsible for the following actions:

- Damage caused by misuse, lack of care in maintaining the equipment, or placing the device under conditions that may cause undesired operation and risk as specified in this instruction manual.
- We will not be responsible for any damage or problem caused by third party parts or components (other than the original products or approved products provided by us).

Without our consent, you have no right to modify or alter the products.
- The operating system of this product is supported by official regular OS update. If the user breached the third party's ROM system or change the system file by hacking, it may cause unstable, undesired system operation and bring security risk.

Advices

- Do not expose the device to moisture, dampness, or wet weather, such as rain, snow or fog.
- Do not use the device in extreme cold or hot environments eg, near a fire or lit cigarette.
- Do not topple, throw, or bend.
- Use in optimally clean and dust-free environment to avoid tiny particles clogging and seeping through gaps in the device.
- Do not attempt to use the device near medical equipment.

Important Safety Information

- Do not install or use during thunder storms and lightning conditions, otherwise, there will be risk of electric shock, injury or death in the event of thunder or lightning hit.
- If you find unusual odour, overheating or smoke, please cut off the power immediately.
- Do not expose the device to moisture, dampness, or wet weather, such as rain, snow or fog; Do not use in

explosive gas atmosphere.

Disclaimer

Due to regular updates and enhancements made to the product, some details of this document may be inconsistent with the physical product. Please take the product you received as current standard. The right to interpret this document belongs to our company. We reserve the right to amend this specification without prior notice.

FCC Statement

This equipment has been tested and found to comply with the limits for a Class B digital device, pursuant to part 15 of the FCC rules. These limits are designed to provide reasonable protection against harmful interference in a residential installation. This equipment generates, uses and can radiate radio frequency energy and, if not installed and used in accordance with the instructions, may cause harmful interference to radio communications. However, there is no guarantee that interference will not occur in a particular installation. If this equipment does cause harmful interference to radio or television reception, which can be determined by turning the equipment off and on, the user is encouraged to try to correct the interference by one or more of the following measures:

- Reorient or relocate the receiving antenna.
- Increase the separation between the equipment and receiver.
- Connect the equipment into an outlet on a circuit different from that to which the receiver is connected.
- Consult the dealer or an experienced radio/TV technician for help.

To assure continued compliance, any changes or modifications not expressly approved by the party.

Responsible for compliance could void the user's authority to operate this equipment. (Example- use only shielded interface cables when connecting to computer or peripheral devices).

This equipment complies with Part 15 of the FCC Rules. Operation is subject to the following two conditions:

1. This device may not cause harmful interference, and
2. This device must accept any interference received, including interference that may cause undesired operation.

Operations in the 5.15-5.25GHz band are restricted to indoor usage only.

Any Changes or modifications not expressly approved by the party responsible for compliance could void the user's authority to operate the equipment.


The SAR limit adopted by USA is 1.6 watts/kilogram (W/kg) averaged over one gram of tissue. The highest SAR value reported to the Federal Communications Commission (FCC) for this device type when it is tested for the properly worn on the body is under 1g 1.6W/Kg.

The device complies with the RF specifications when the device is used near you're at a distance of 10 mm from your body. Ensure that the device accessories such as a device case and a device holster are not composed of metal components. Keep your device 10 mm away from your body to meet the requirement earlier mentioned.

This device was tested for typical body-worn operations. To comply with RF exposure requirements, a minimum separation distance of 10 mm must be maintained between the user's body and the product, including the antenna. Third-party belt-clips, holsters, and similar accessories used by this device should not contain any metallic components. Body-worn accessories that do not meet these requirements may not comply with RF exposure requirements and should be avoided. Use only the supplied or an approved antenna.



Documents / Resources

	Imin Swift 1 Pro Series Variable Terminal [pdf] User Manual Swift 1 Pro Series, Swift 1 Pro Series Variable Terminal, Variable Terminal, Terminal
---	--

References

- [User Manual](#)

[Manuals+](#), [Privacy Policy](#)

This website is an independent publication and is neither affiliated with nor endorsed by any of the trademark owners. The "Bluetooth®" word mark and logos are registered trademarks owned by Bluetooth SIG, Inc. The "Wi-Fi®" word mark and logos are registered trademarks owned by the Wi-Fi Alliance. Any use of these marks on this website does not imply any affiliation with or endorsement.