



# imin Swan 1 Series Smart POS Device User Manual

[Home](#) » [imin](#) » imin Swan 1 Series Smart POS Device User Manual 

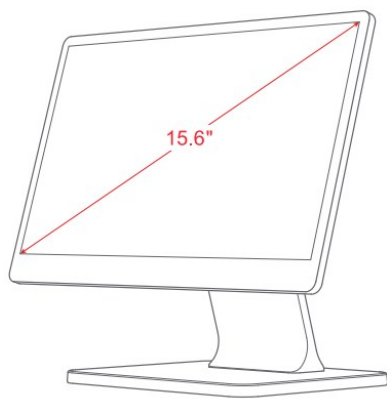
## imin Swan 1 Series Smart POS Device User Manual



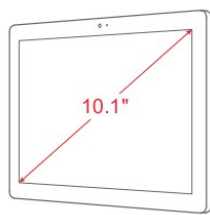
### Contents

- [1 The device comes in 3 options below](#)
- [2 Introduction](#)
- [3 Composition](#)
- [4 LCD Display Technical Specification](#)
- [5 Safety Information](#)
- [6 Company Statement](#)
- [7 Disclaimer](#)
- [8 Documents / Resources](#)
- [9 Related Posts](#)

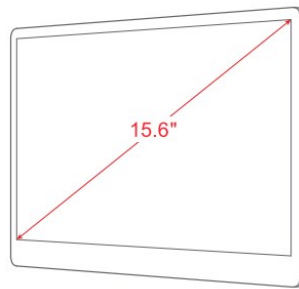
**The device comes in 3 options below**



Swan 1



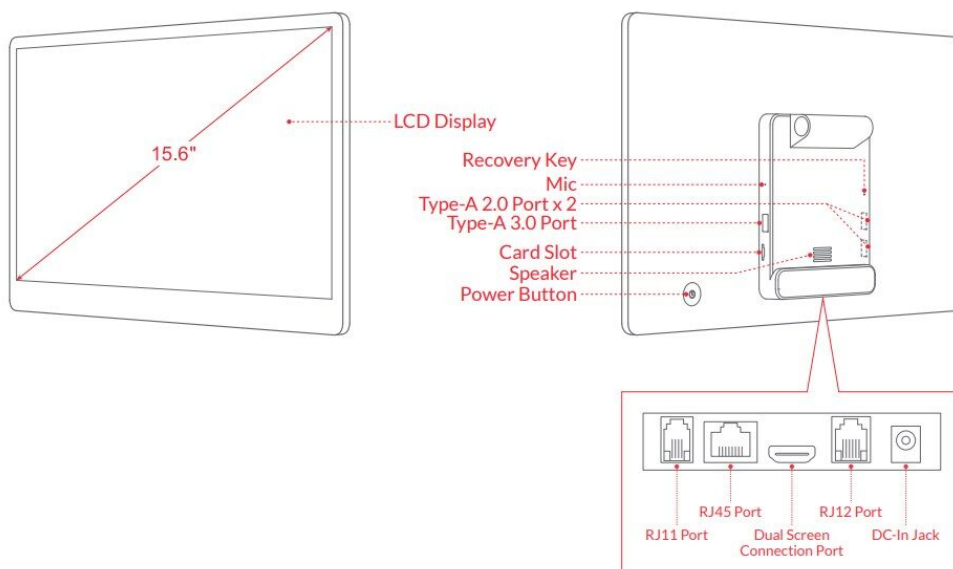
Swan 1 Display



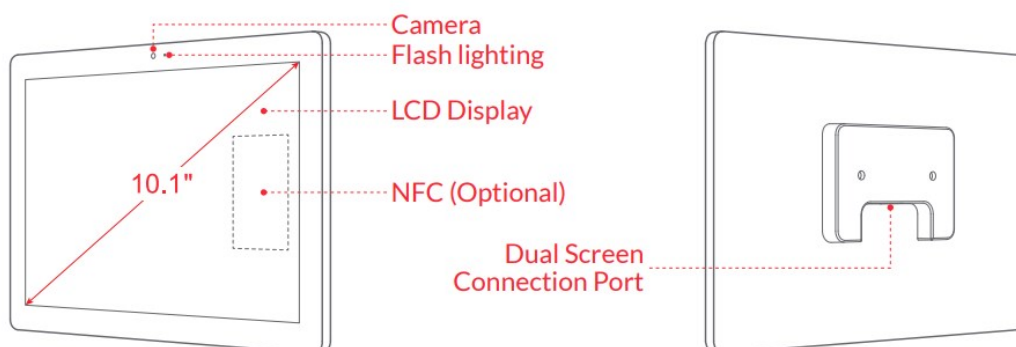
Swan 1k

## Introduction

### 15.6" LCD Display

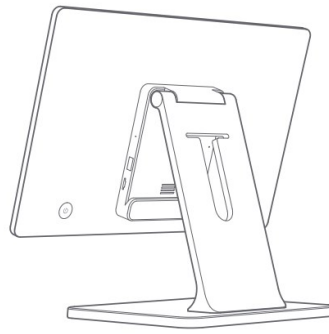
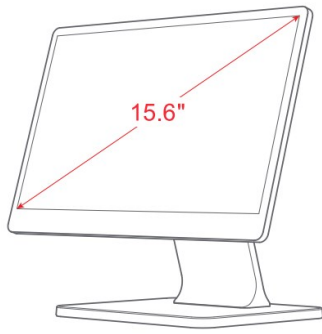


### 10.1" LCD Display

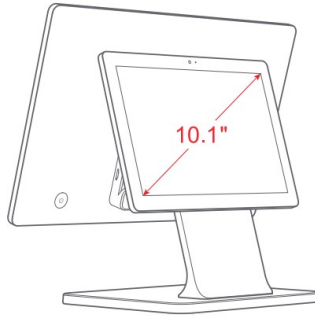
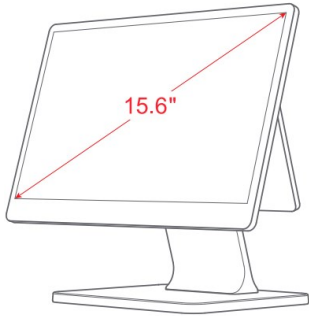


## Composition

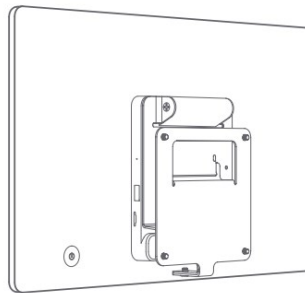
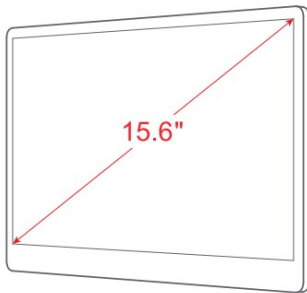
### Swan 1 (desktop)



### Swan 1 + Swan 1 Display (desktop)



### Swan 1k (wall mounted)



### LCD Display Technical Specification

OS	Android 11
CPU	Quad-core Cortex-A55 up to 2.0GHz
LCD Display	15.6 inches, resolution: 1920 x 1080, multi-touch capacitive screen
Storage	2GB RAM (optional 4GB or 8GB) + 16GB ROM

Wi-Fi	Support 802.11a/b/g/n/ac (2.4G Hz / 5.0G Hz)
Bluetooth	4.2BLE
Speaker	1.5W
External Interface	1 x DC-in, 1 x RJ11, 1 x RJ12 (12-24V), 1 x RJ45, 1 x Dual screen connection port, 2 x Type-A 2.0 port, 1 x Type-A 3.0 port, 1 x Card slot
Power Adapter	Output power 36W, Input: AC100~240V, Output: DC24V/1.5A
Machine Size	363.8 x 230 x 43.5mm
Operating Temperature	0°C to +50°C
Storage Temperature	-20°C to +60°C
Operating Humidity	10% to 90% r.H.
Limit Altitude	Max. 2000 meters

### LCD Display Technical Specification

LCD Display	10.1 inches, resolution: 800 x 1280
Camera	0.3M, FF
NFC and Touch Screen	Optional, default none
External Interface	1 x Dual screen connection port
Machine Size	247 x 167.2 x 19.5mm

## Safety Information

### Safety and Handling

- Please plug-in power adapter to only its corresponding AC socket.
- Do not use in explosive gas atmosphere.
- Do not disassemble the equipment. It should be serviced or recycled only by iMin or an authorised service provider.
- This is a Grade B product. The product may cause radio interference and interfere with medical devices. The user may be required to take practical measures to reduce the possibility of causing interference to radios, televisions and other electronic devices.
- About the battery replacement:
  - Do not attempt to replace the battery yourself – you may damage the battery, which could cause overheating, fire and injury.
  - The replaced/ used battery should be disposed according to local environmental laws and guidelines. Do not dispose in fire. It should be serviced or recycled by iMin or an authorised service provider, and must be recycled or disposed of separately from household waste.

### Advices

- Do not expose the device to moisture, dampness, or wet weather, such as rain, snow or fog.
- Do not use the device in extreme cold or hot environments eg, near a fire or lit cigarette.
- Do not topple, throw, or bend.
- Use in optimally clean and dust-free environment to avoid tiny particles clogging and seeping through gaps in the device.
- Do not attempt to use the device near medical equipment

### Important Safety Information

- Do not install or use during thunder storms and lightning conditions, otherwise, there will be risk of electric shock, injury or death in the event of thunder or lightning hit.
- If you find unusual odour, overheating or smoke, please cut off the power immediately.

- Do not expose the device to moisture, dampness, or wet weather, such as rain, snow or fog; Do not use in explosive gas atmosphere.

## Company Statement

Our company is not responsible for the following actions:

- Damage caused by misuse, lack of care in maintaining the equipment, or placing the device under conditions that may cause undesired operation and risk as specified in this instruction manual.
- We will not be responsible for any damage or problem caused by third party parts or components (other than the original products or approved products provided by us). Without our consent, you have no right to modify or alter the products.
- The operating system of this product is supported by official regular OS update. If the user breached the third party's ROM system or change the system file by hacking, it may cause unstable, undesired system operation and bring security risk.

## Disclaimer

Due to regular updates and enhancements made to the product, some details of this document may be inconsistent with the physical product. Please take the product you received as current standard. The right to interpret this document belongs to our company. We reserve the right to amend this specification without prior notice.

## FCC Warning

This device complies with part 15 of the FCC rules. Operation is subject to the following two conditions: (1) this device may not cause harmful interference, and (2) this device must accept any interference received, including interference that may cause undesired operation.

Changes or modifications not expressly approved by the party responsible for compliance could void the user's authority to operate the equipment.

**NOTE:** This equipment has been tested and found to comply with the limits for a Class B digital device, pursuant to part 15 of the FCC Rules. These limits are designed to provide reasonable protection against harmful interference in a residential installation. This equipment generates uses and can radiate radio frequency energy and, if not installed and used in accordance with the instructions, may cause harmful interference to radio communications. However, there is no guarantee that interference will not occur in a particular installation. If this equipment does cause harmful interference to radio or television reception, which can be determined by turning the equipment off and on, the user is encouraged to try to correct the interference by one or more of the following measures


- Reorient or relocate the receiving antenna.
- Increase the separation between the equipment and receiver.
- Connect the equipment into an outlet on a circuit different from that to which the receiver is connected.
- Consult the dealer or an experienced radio/TV technician for help.

## Radiation Exposure Statement

This equipment complies with FCC radiation exposure limits set forth for an uncontrolled environment. This

equipment should be installed and operated with minimum distance 20cm between the radiator and your body.

## Documents / Resources

 <p>imin</p> <p>Swan 1 Series User Manual</p>	<p><a href="#">imin Swan 1 Series Smart POS Device</a> [pdf] User Manual</p> <p>I22D01, 2AYD5-I22D01, 2AYD5I22D01, Swan 1 Series Smart POS Device, Swan 1 Series, Smart POS Device, POS Device, Device</p>
--	--

Manuals+,