



# imin I21D01 D1 Multi-Functions Desktop POS User Manual

[Home](#) » [imin](#) » imin I21D01 D1 Multi-Functions Desktop POS User Manual 

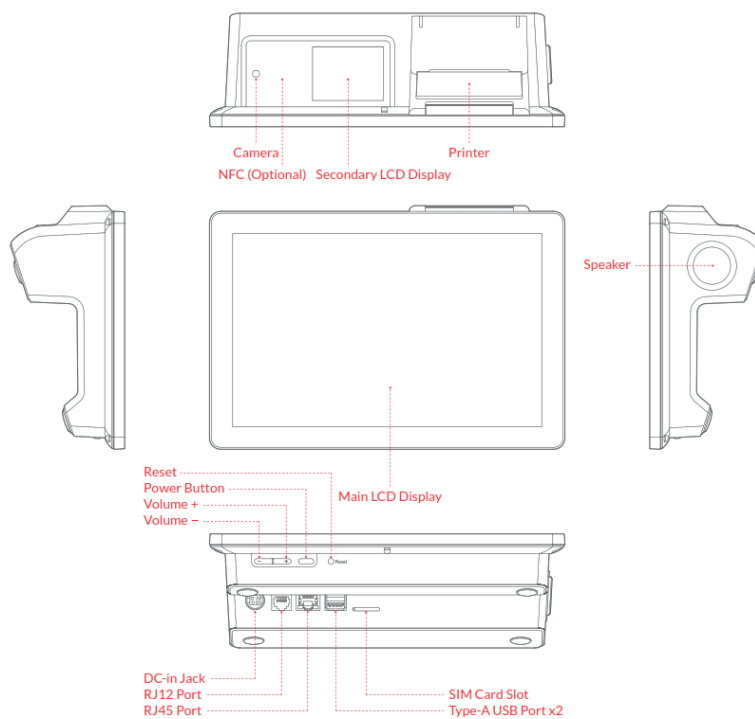


**D1**  
**Model: I21D01**  
**User Manual, Safety, Warranty, and Info Guide**

## Contents

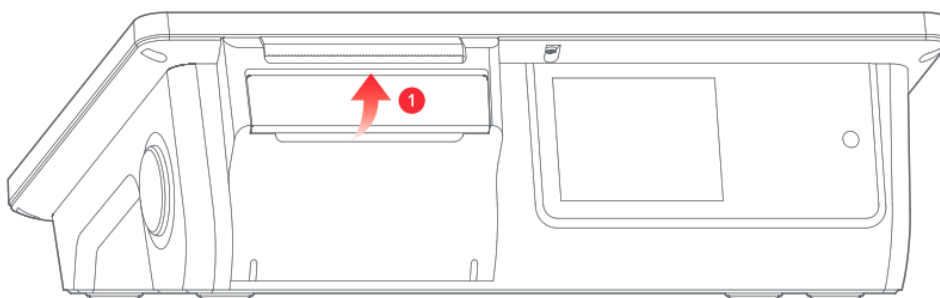
- [1 Introduction](#)
- [2 Printer User Guide](#)
- [3 Technical Specifications](#)
- [4 Packing Content](#)
- [5 Safety Information](#)
- [6 Company Statement](#)
- [7 Advice](#)
- [8 Important Safety Information](#)
- [9 Disclaimer](#)
- [10 FCC Warning](#)
- [11 Documents / Resources](#)
- [12 Related Posts](#)

## Introduction

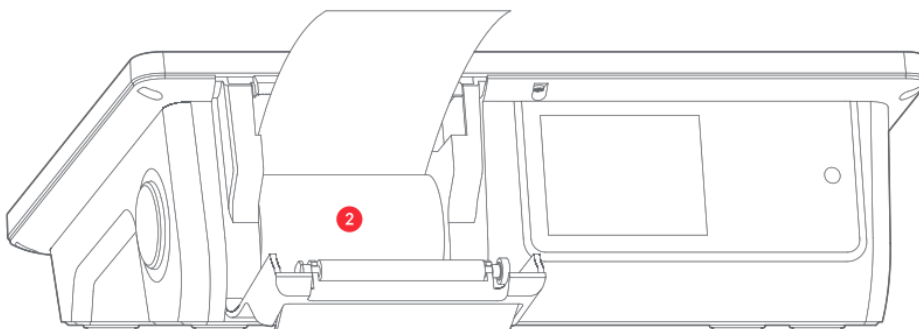


## Printer User Guide

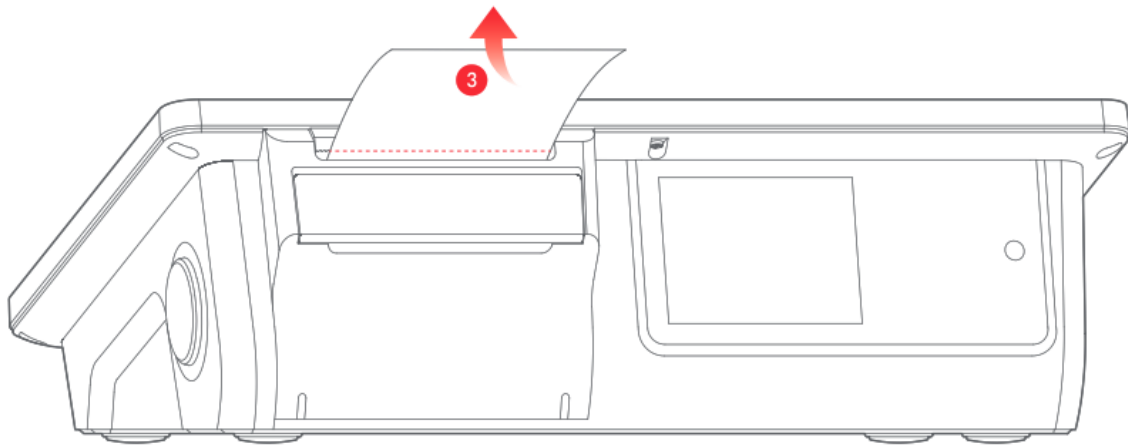
1. Unscrew the printer cover and the paper compartment door pops open;



2. Insert the thermal paper and pull out a part of it outside the paper exit of the printer, then close the paper compartment cover;



3. After printing, tear the paper upwards.



## Technical Specifications

OS	Android 11 Go Edition (suitable for 2GB RAM)/ Android 11 (suitable for 4GB R AM)
CPU	8-Core, 2 x A75 and 6 x A55, 1.8GHz
Main LCD Display	10.1 inches, resolution: 800 x 1280, multi-touch capacitive screen
Secondary LCD Display	2.4 inches, resolution: 240 x 320
Storage	2GB RAM (optional 4GB) + 16GB ROM
Camera	0.3M, FF
Wi-Fi	Support 802.11a/b/g/n/ac
Bluetooth	5.0BLE
Card Slot	2 x SIM
Network	2G/3G/4G
NFC	Optional, default none
Printer	58mm thermal printer, support the paper roll with a maximum 40mm diameter
Speaker	1.5W
External Interface	1 x DC-in, 1 x RJ12 (12-24V), 1 x RJ45, 2 x Type-A port, 1 x SIM Card Slot
Power Adapter	Output power 36W, Input: AC100~240V/1.5A, Output: DC24V/1.5A
Machine Size	250.2mm x 171.9mm x 80.5mm
Operating Temperature	0 °C to +50 °C
Storage Temperature	-20 °C to +60 °C
Operating Humidity	10% to 90% r.H.
Limit Altitude	Max. 5000 meters

## Name and Content of Toxic and Harmful Substances in This Product

Part Name	Plumbum (Pb)	Mercury (Hg)	Cadmium (Cd)	Chromium VII (Cr(VII))	Polybrominated biphenyl (Cr(VII))	Polybrominated diphenyl ethers (PBDE)
Circuit Board	×	○	○	○	○	○
Head of Printer	×	○	○	○	○	○

○: This means that the content of the toxic and harmful substances in all homogeneous materials of the component is below the limit specified in SJ/ t113363-2006.

×: Means that the content of the toxic and hazardous substances at least in a homogenous material of the component exceeds the limit specified in SJ/ t113363-2006. However, the components marked with " ×" in the above table are out of proportion because there is no mature alternative technology in the industry at present.

Products that have reached or exceeded the environmental protection service life should be recycled and reused in accordance with the electronic information products control and management measures or local environmental laws and guidelines. They should not be discarded at will or with household waste.

### Product Warranty Card

Model No.: I21D01 Serial No.: Purchase Date: Warranty Period: The warranty period commences on the date of purchase. We offer 365 days warranty service. User Phone: User Address:	iMin does not warrant against the following: · Disassembled or repaired product without our consent. · Damaged product barcode, fragile card. · Damage caused by non-compliance · Damage caused by exposure to natural wear and tear, accident or abuse · Failure or damage as a result of a · Expired warranty period.
---	---

### Packing Content

Device x 1  
Power Adapter x 1, Power Cable x 1  
Printing Paper x 1, Ejector Pin x 1  
User Manual x 1

Qualification Certificate Passed Inspection

### Safety Information

#### Safety and Handling

- Please plug in the power adapter to only its corresponding AC socket.
- Do not use it in an explosive gas atmosphere.
- Do not disassemble the equipment. It should be serviced or recycled only by iMin or an authorized service

provider.

- This is a Grade B product. The product may cause radio interference and interfere with medical devices. The user may be required to take practical measures to reduce the possibility of causing interference to radios, televisions, and other electronic devices.
- About the battery replacement:
  1. Do not attempt to replace the battery yourself – you may damage the battery, which could cause overheating, fire, and injury.
  2. The replaced/ used battery should be disposed of according to local environmental laws and guidelines. Do not dispose of it in the fire. It should be serviced or recycled by iMin or an authorized service provider and must be recycled or disposed of separately from household waste.

## **Company Statement**

Our company is not responsible for the following actions:

- Damage caused by misuse, lack of care in maintaining the equipment, or placing the device under conditions that may cause undesired operation and risk as specified in this instruction manual.
- We will not be responsible for any damage or problem caused by third-party parts or components (other than the original products or approved products provided by us).  
Without our consent, you have no right to modify or alter the products.
- The operating system of this product is supported by official regular OS update. If the user breached the third party's ROM system or change the system file by hacking, it may cause unstable, undesired system operation and bring security risk.

## **Advice**

- Do not expose the device to moisture, dampness, or wet weather, such as rain, snow or fog.
- Do not use the device in extremely cold or hot environments eg, near a fire or lit cigarette.
- Do not topple, throw, or bend.
- Use in an optimally clean and dust-free environment to avoid tiny particles clogging and seeping through gaps in the device.
- Do not attempt to use the device near medical equipment.

## **Important Safety Information**

- Do not install or use during thunderstorms and lightning conditions, otherwise, there will be a risk of electric shock, injury, or death in the event of thunder or lightning hit.
- If you find unusual odor, overheating, or smoke, please cut off the power immediately.
- Do not expose the device to moisture, dampness, or wet weather, such as rain, snow, or fog; Do not use it in an explosive gas atmosphere.

## **Disclaimer**

Due to regular updates and enhancements made to the physical product. Please take the product you product, some details of this document may be inconsistent received as the current standard. The right to interpret this

document belongs to our company. We reserve the right to amend this specification without prior notice.

FCC Warning

This device complies with part 15 of the FCC rules. Operation is subject to the following two conditions: (1) this device may not cause harmful interference, and (2) this device must accept any interference received, including interference that may cause undesired operation. Changes or modifications not expressly approved by the party responsible for compliance could void the user’s authority to operate the equipment.

**NOTE:** This equipment has been tested and found to comply with the limits for a Class B digital device, pursuant to part 15 of the FCC Rules. These limits are designed to provide reasonable protection against harmful interference in a residential installation. This equipment generates uses and can radiate radio frequency energy and, if not installed and used in accordance with the instructions, may cause harmful interference to radio communications. However, there is no guarantee that interference will not occur in a particular installation. If this equipment does cause harmful interference radio or television reception, which can be determined by turning the equipment off and on, the user is encouraged to try to correct the interference by one or more of the following measures:

- Reorient or relocate the receiving antenna.
- Increase the separation between the equipment and receiver.
- Connect the equipment into an outlet on a circuit different from that to which the receiver is connected.
- Consult the dealer or an experienced radio/TV technician for help.


Radiation Exposure Statement

This equipment complies with FCC radiation exposure limits set forth for an uncontrolled environment. This equipment should be installed and operated with a minimum distance of 20cm between the radiator and your body.



Designed by iMin Singapore Address: 11 Bishan Street 21 #03-05 Singapore 573943 TEL: +65 67413019 FAX: +65 67413989 URL: [www.imin.sg](http://www.imin.sg) Review this user manual before using the device. It also contains safety info guide, warranty and qualification certification. Retain this documentation for future reference.

Documents / Resources

	<a href="#">imin I21D01 D1 Multi-Functions Desktop POS</a> [pdf] User Manual I21D01, 2AYD5-I21D01, 2AYD5I21D01, I21D01 D1 Multi-Functions Desktop POS, I21D01 D1, Multi-Functions Desktop POS
---	--