



iMin D2-401 LCD Display User Manual

[Home](#) » [imin](#) » iMin D2-401 LCD Display User Manual 

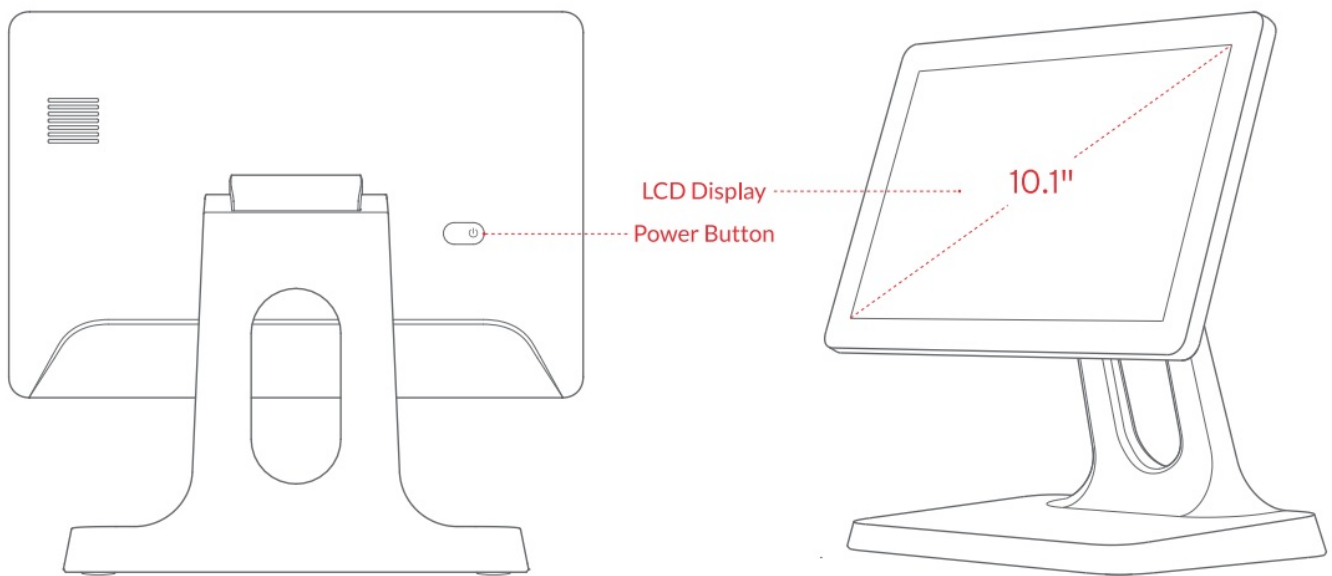
iMin D2-401 LCD Display



Contents

- [1 Brief Introduction](#)
- [2 Technical Specifications](#)
- [3 Name and Content of Toxic and Harmful Substances in This Product](#)
- [4 Product Warranty Card](#)
- [5 Packing Content](#)
- [6 Safety Information](#)
- [7 Documents / Resources](#)
- [8 Related Posts](#)

Brief Introduction



LCD Display

Provide touch screen for operator.

Power Button

Start up: Short press on button when machine is in power-off mode.

Power off/ restart: Long press on button 2-3 seconds to choose either option when machine is in power-on mode.

Power off (alternative): Press button for 11 seconds when machine is in power-on mode.

DC-In Jack

For connecting power adapter.

RJ12 Port

For connecting external cash box (electrical pulse 120ms output instead of sustained power supply)

RJ45 Port

For connecting to internet or LAN

USB Port

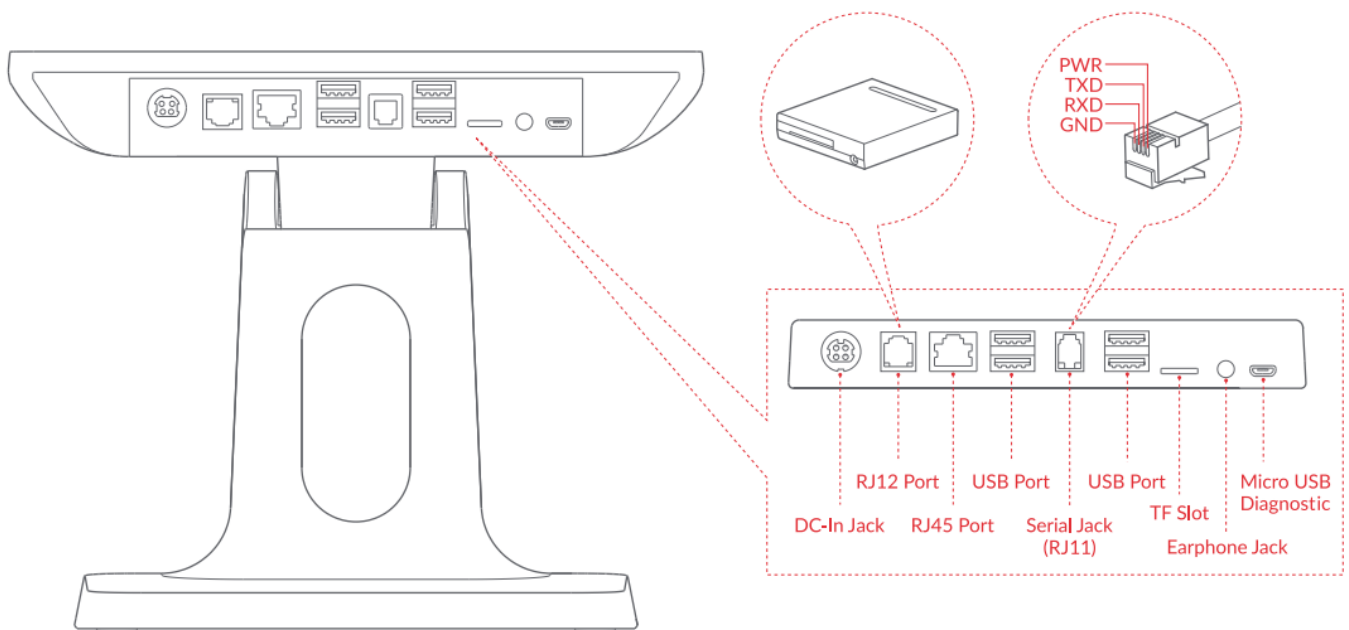
For connecting printer or peripherals with USB Type-A interface.

TF Slot

For inserting external TF card.

Micro USB Diagnostic/ Debugging Port

For connecting diagnostic or debugging equipment.



Technical Specifications

OS	Android 11
CPU	Quad-core Cortex-A55 up to 1.8GHz
LCD Display	10.1" resolution: 800 x 1280 , Multi-points capacitive touch panel
Storage	2GB RAM+ 16GB ROM
Wi-Fi	802.11 b/g/n (2.4GHz)
Bluetooth	Bluetooth 4.2
Speaker	1x 1.5W
External Interface	4 x USB Type-A, 1 x RJ11, 1 x RJ12 (24V), 1 x RJ45, 1 x Earphone, 1 x DC-In, 1 x Micro-USB
External SD Card	MicroSD (TF) up to 128GB
Dimensions	25.1cm x 15.4 cm x 24.7cm
Power Adapter	Output power 36W, Input: AC100~240V/1.5A, Output: DC24V/ 1.5A
Operating Temperature	-10°(~+40°(
Storage Temperature	-10°C~+50°C
Operating Humidity	10% to 90% r.H.
Altitude Limit	Max. 5000 meters

Name and Content of Toxic and Harmful Substances in This Product

Part Name	Toxic or Harmful Substances and Elements					
	Plumbum (Pb)	Mercury (Hg)	Cadmium (Cd)	Chromium VI I (Cr(VI))	Polybrominated biphenyl (Cr(VII))	Polybrominated diphenyl ethers (PBDE)
Circuit Board	X	0	0	0	0	0

0: Means that the content of the toxic and harmful substances in all homogeneous materials of the component is below the limit specified in SJ/ t1 13363-2006.

X: Means that the content of the toxic and hazardous substances at least in a homogenous material of the component exceeds the limit specified in SJ/ t113363-2006. However, the components marked with “X” in the above table are out of proportion because there is no mature alternative technology in the industry at present.

Products that have reached or exceeded the environmental protection service life should be recycled and reused in accordance

with the electronic information products control and management measures or local environmental laws and guidelines. They should not be discarded at will or with household waste.

Product Warranty Card

iMin does not warrant against the following:

- Disassembled or repaired product by unauthorised service provider without our consent.
- Damaged product barcode, fragile sticker and altered or defective warranty card.
- Damage caused by non-compliance with instructions in this user manual.
- Damage caused by exposure to sources of liquid, dripping or splashing, normal wear and tear, accident or abuse.
- Failure or damage as a result of any Force Majeure Event.
- Expired warranty period.

Packing Content



Device x 1



Power Adapter x 1, Power Cable x 1



User Manual x 1



Safety Information

Safety and Handling

- Please plug-in power adapter to only its corresponding AC socket.
- Do not use in explosive gas atmosphere.
- Do not disassemble the equipment. It should be serviced or recycled only by iMin or an authorised service provider.
- This is a Grade B product. The product may cause radio interference and interfere with medical devices. The user may be required to take practical measures to reduce the possibility of causing interference to radios, televisions and other electronic devices.

- About the battery replacement:

1. Do not attempt to replace the battery yourself- you may damage the battery, which could cause overheating, fire and injury.
2. The replaced/ used battery should be disposed according to local environmental laws and guidelines. Do not dispose in fire. It should be serviced or recycled by iMinor an authorised service provider, and must be recycled or disposed of separately from household waste.

Company Statement

Our company is not responsible for the following actions:

- Damage caused by misuse, lack of care in maintaining the equipment, or placing the device under conditions that may cause undesired operation and risk as specified in this instruction manual.
- We will not be responsible for any damage or problem caused by third party parts or components (other than the original products or approved products provided by us). Without our consent, you have no right to modify or alter the products.
- The operating system of this product is supported by official regular OS update. If the user breached the third party's ROM system or change the system file by hacking, it may cause unstable, undesired system operation and bring security risk.

Advices

- Do not expose the device to moisture, dampness, or wet weather, such as rain, snow or fog.
- Do not use the device in extreme cold or hot environments eg, near a fire or lit cigarette.
- Do not topple, throw, or bend.
- Use in optimally clean and dust-free environment to avoid tiny particles clogging and seeping through gaps in the device.
- Do not attempt to use the device near medical equipment.


Important Safety Information

- Do not install or use during thunder storms and lightning conditions, otherwise, there will be risk of electric shock, injury or death in the event of thunder or lightning hit.
- If you find unusual odour, overheating or smoke, please cut off the power immediately.
- Do not expose the device to moisture, dampness, or wet weather, such as rain, snow or fog; Do not use in explosive gas atmosphere.

Disclaimer

Due to regular updates and enhancements made to the product, some details of this document may be inconsistent with the physical product. Please take the product you received as current standard. The right to interpret this document belongs to our company. We reserve the right to amend this specification without prior notice.

Documents / Resources

 D2-401 User Manual	iMin D2-401 LCD Display [pdf] User Manual D2-401, D2-402, D2-401 LCD Display, D2-401, LCD Display, Display
--	---