

iKF-R2 Smart Noise Canceling Headphone



# iKF-R2 Smart Noise Camcelling Headphone User Manual

[Home](#) » [iKF](#) » iKF-R2 Smart Noise Camcelling Headphone User Manual 

## Contents

- [1 iKF-R2 Smart Noise Canceling Headphone](#)
- [2 SUPPORT](#)
- [3 CHARGING & USB AUDIO](#)
- [4 APP DOWNLOAD](#)
- [5 EXCLUSIVE APP](#)
- [6 POWERING ON/OFF](#)
- [7 PAIRING](#)
- [8 BUTTON CONTROLS](#)
- [9 GAME MODE](#)
- [10 WIRED CONNECTION](#)
- [11 VOICE ASSISTANT](#)
- [12 RESET](#)
- [13 PARAMETER](#)
- [14 AFTER-SALES SERVICE](#)
- [15 Documents / Resources](#)
  - [15.1 References](#)
- [16 Related Posts](#)



**iKF-R2 Smart Noise Canceling Headphone**

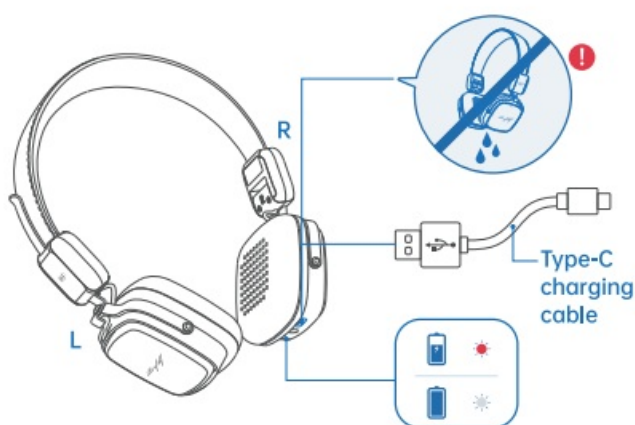


## SUPPORT



FAQs, detailed user manual and more information, please visit: <https://ikfaudio.com/> | <https://ikfshop.com/>

## CHARGING & USB AUDIO

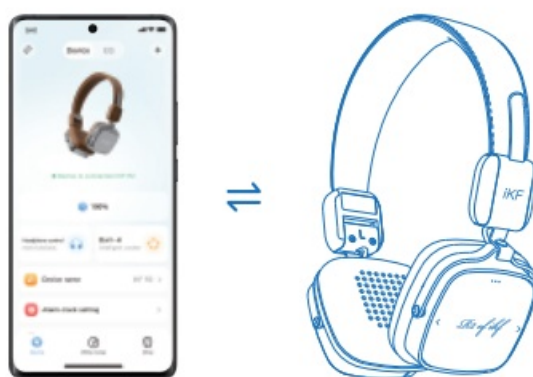


## APP DOWNLOAD



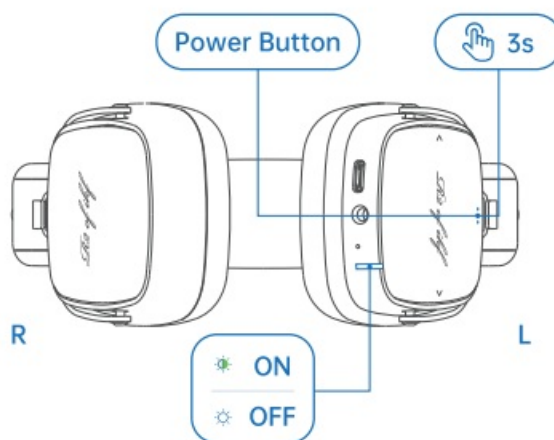
Download the iKF app to set the EQ, select game modes and update the firmware.

## EXCLUSIVE APP



iKF Exclusive App offers you white noise function, EO adjustment function, and more, please do try the iKF Exclusive App to access more usages.

## POWERING ON/OFF



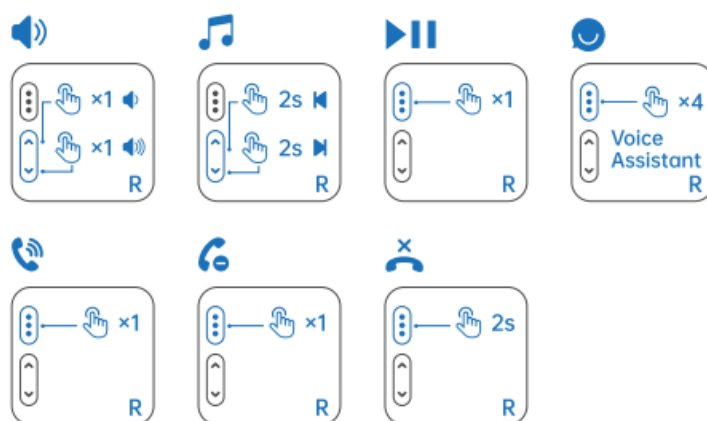
Press and hold the power button for seconds to turn on/off.

## PAIRING



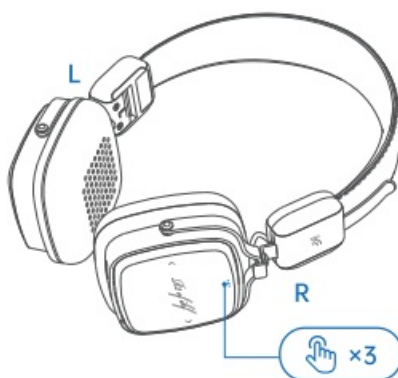
Turn on the Bluetooth function of your mobile phone and on the pairing page, search for the device:iKF R2 and click and complete the pairing,

## BUTTON CONTROLS



x1 = press once, x2 = press twice. 2s = press and hold for two seconds

## GAME MODE



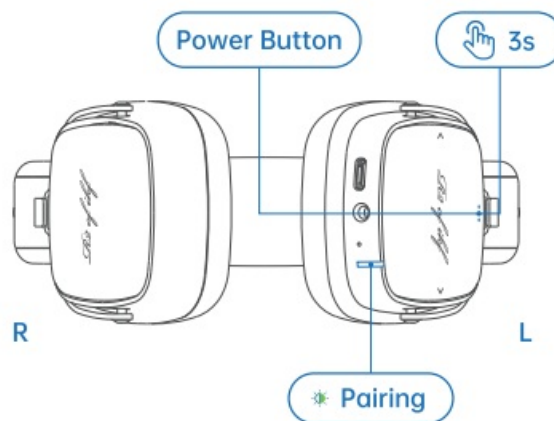
Click the power button 3 times to turn game mode on or off.

## WIRED CONNECTION



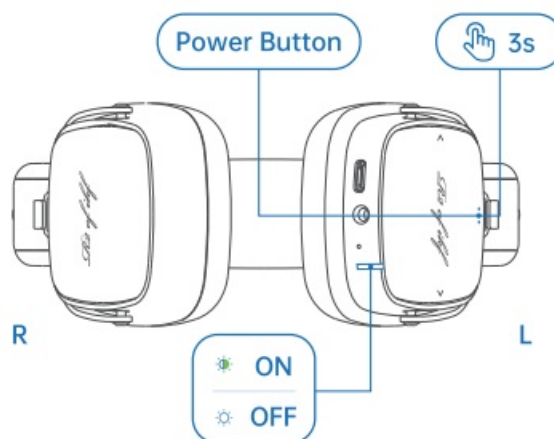
Audio can be played on external devices by plugging in a 3.5mm AUX cable with remote control while the headset is switched off

## VOICE ASSISTANT



Click the power button twice to activate/deactivate the built-in voice assistant on your phone.

## RESET



After switching off the phone, press and hold the power button for 5 seconds to enter Bluetooth pairing mode

## PARAMETER



Input: DC 5V | Charging time: 2 hours Bluetooth version: V5.4 | Playback time: 60 hours

## AFTER-SALES SERVICE




12-month limited warranty

### Common problems:

1. A headset cannot hear a sound;
2. The other side cannot hear the voice during the call;
3. Unable to charge the headset.

---

## Documents / Resources

	<a href="#">iKF iKF-R2 Smart Noise Cancelling Headphone</a> [pdf] User Manual iKF-R2 Smart Noise Cancelling Headphone, iKF-R2, Smart Noise Cancelling Headphone, Noise Cancelling Headphone, Cancelling Headphone
---	--

## References

- [User Manual](#)

This website is an independent publication and is neither affiliated with nor endorsed by any of the trademark owners. The "Bluetooth®" word mark and logos are registered trademarks owned by Bluetooth SIG, Inc. The "Wi-Fi®" word mark and logos are registered trademarks owned by the Wi-Fi Alliance. Any use of these marks on this website does not imply any affiliation with or endorsement.