

[Skip to content](#)

Manuals+

User Manuals Simplified.



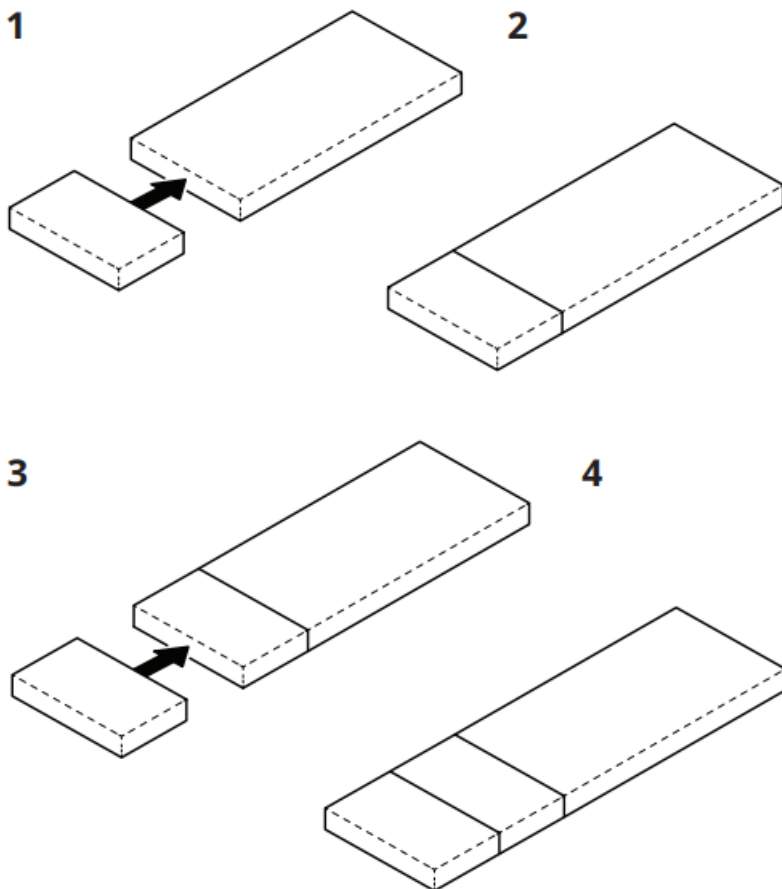
IKEA VIMSIG Foam Mattress for Extendable Bed Installation Guide

[Home](#) » [Ikea](#) » IKEA VIMSIG Foam Mattress for
Extendable Bed Installation Guide



Design and Quality
IKEA of Sweden

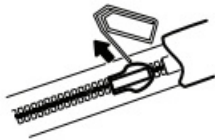
VIMSIG



12



34



5

Contents [hide](#)[1 Important – Read carefully – Save for future use](#)[2 Documents / Resources](#)[3 Related Posts](#)**Important – Read carefully – Save for future use**

IKEA of Sweden, Box 702, S-343 81 Älmhult A compressed product assumes its proper shape and volume within 3-4 days. The material has a distinctive smell that may linger after unpacking. Airing the product will help to eliminate the smell.

Care instruction


The cover is machine washable. It is easier to re-fit the cover again if you fold the mattress in the middle.

Advice when drying

Dry without the use of a heat source (e.g. hairdryer or radiator).

Child-safe zip

The zip fastener has no tab. This is to prevent children from opening the cover, damaging the mattresses, and putting the contents in their mouths. Open and close the zip fastener by pushing, for example, a paper clip through the loop on the slide. Important! Make sure you always remove the paper clip afterwards.

Documents / Resources

[IKEA VIMSIG Foam Mattress for Extendable Bed](#) [pdf] Installation Guide

IKEA, VIMSIG, Foam, Mattress, Extendable, Bed

[Manuals+](#),

- [home](#)
- [privacy](#)