




**UNDBVIKA Window  
Locking Device**



# IKEA UNDBVIKA Window Locking Device Instruction Manual

[Home](#) » [Ikea](#) » IKEA UNDBVIKA Window Locking Device Instruction Manual 

## Contents

- [1 IKEA UNDBVIKA Window Locking Device](#)
- [2 Product Information](#)
- [3 Product Usage Instructions](#)
- [4 Product overview](#)
- [5 IMPORTANT](#)
- [6 FAQs](#)
- [7 Documents / Resources](#)
  - [7.1 References](#)



## IKEA UNDBVIKA Window Locking Device



## Product Information


- Product Name: UNDIVIKA
- Languages: English

## Product Usage Instructions

### Warning:

Check the locking device before use to ensure it is intact. Replace the device if any part is broken, torn, or missing. Note that the locking device does not automatically lock again after being completely released. Children, especially those around four years old and above, may be able to operate the child-resistant mechanism.

## Product overview



## IMPORTANT

- **READ CAREFULLY – KEEP FOR FUTURE REFERENCE**

- Read these instructions carefully before mounting and using this locking device. The child protective function of the locking device may be affected if you do not follow the instructions. Keep the instructions for future reference.

Locking device suitable for inward/outward side hinged windows, top and middle hinged windows, and single hung sliding windows only. See illustration.



### WARNING

- Check the locking device before use to ensure it is intact. Replace the device if any part is broken, torn, or missing.

This locking device does not automatically lock again after it has been completely released. Some children will be able to operate the child-resistant mechanism, especially children around four years and above.

## FAQs



**Q: What should I do if the locking device is damaged?**

A: If any part of the locking device is broken, torn, or missing, it is important to replace it before further use to ensure safety.

**Q: Can children under four years old operate the locking mechanism?**

A: The child-resistant mechanism may be challenging for children under four years old to operate; however, it is recommended to keep an eye on younger children around the product for safety.

## Documents / Resources

  	<a href="#">IKEA UNDVIKA Window Locking Device</a> [pdf] Instruction Manual AA-2277899-2-2, UNDVIKA Window Locking Device, Window Locking Device, Locking Device, Device
--	---

## References

- [User Manual](#)

[Manuals+](#), [Privacy Policy](#)

This website is an independent publication and is neither affiliated with nor endorsed by any of the trademark owners. The "Bluetooth®" word mark and logos are registered trademarks owned by Bluetooth SIG, Inc. The "Wi-Fi®" word mark and logos are registered trademarks owned by the Wi-Fi Alliance. Any use of these marks on this website does not imply any affiliation with or endorsement.