




IKEA TREDANSEN Smart Wireless or Battery Block Out Cellular Blind Instruction Manual

[Home](#) » [Ikea](#) » IKEA TREDANSEN Smart Wireless or Battery Block Out Cellular Blind Instruction Manual 

IKEA TREDANSEN Smart Wireless or Battery Block Out Cellular Blind



This appliance can be used by children aged from 8 years and above and persons with reduced physical, sensory or mental capabilities or lack of experience and knowledge if they have been given supervision or

instruction concerning use of the appliance in a safe way and understand the hazards involved by a person responsible for their safety. Children shall not play with the appliance.
Cleaning and user maintenance shall not be made by children without supervision.

WARNING:

Follow all instructions since incorrect installation can lead to severe injury.

Save these instructions for future use.

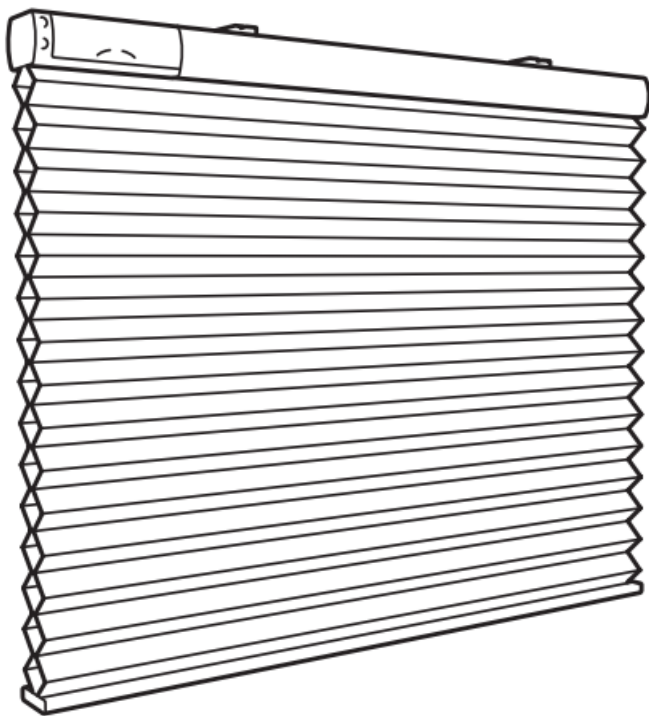
This package includes one wireless blind (1), one remote (2), one signal repeater (3), one power supply unit (4) and one battery pack (5).

Contents

- 1 Package content**
- 2 Instructions for use**
- 3 Remote functions**
- 4 Documents / Resources**

Package content

- Blind (1)



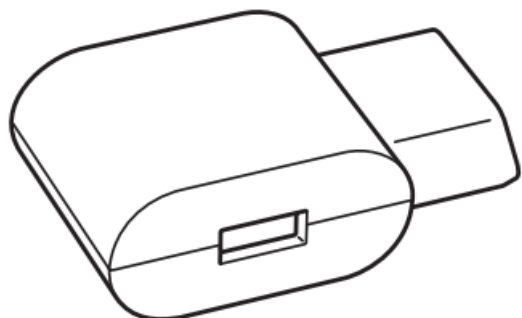
- Remote (2)



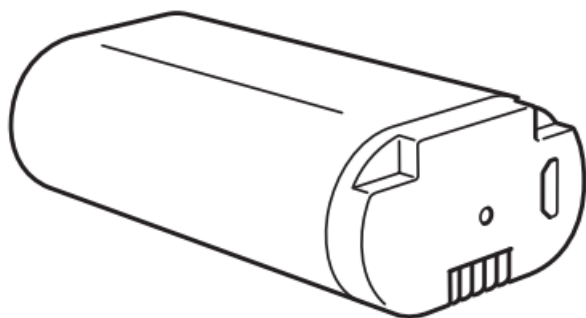
- Signal repeater (3)



- Power supply unit (4)

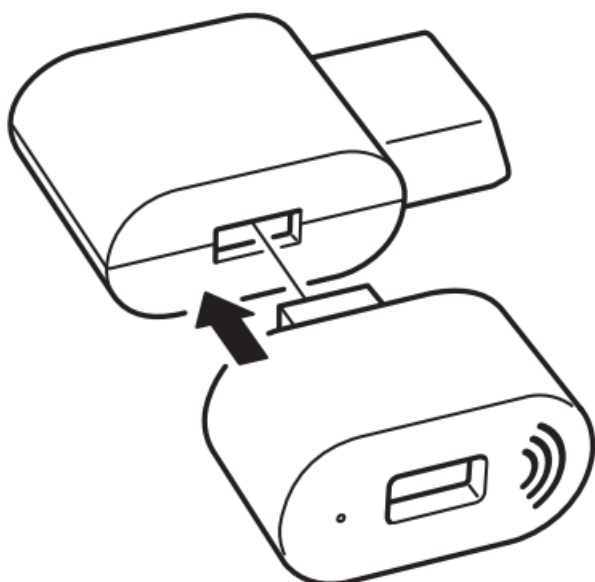


- Battery pack (5)



These products are already paired to each other, so you only need to connect the power supply unit to the signal repeater and then to a nearby wall socket. Then mount the blind to your window frame and insert the battery pack to get started.

Instructions for use



Connect the power supply unit into the wall socket, insert the signal repeater into the free slot.

When charging, only use recommended USB cables for your device and replace faulty cables immediately

Remote functions

Up:

Press to raise your wireless blind.


Down:

Press to lower your wireless blind.

Pairing: Used to add IKEA Home smart products to your system.



Documents / Resources

 <p>The TREDANSEN logo is at the top. Below it are images of a cellular blind, a small white receiver unit, and a small white transmitter unit. The IKEA logo is at the bottom right of the product images.</p>	<p>IKEA TREDANSEN Smart Wireless or Battery Block Out Cellular Blind [pdf] Instruction Manual</p> <p>60x195, 120x195, 140x195, TREDANSEN, Smart Wireless or Battery Block Out Cellular Blind, TREDANSEN Smart Wireless or Battery Block Out Cellular Blind, Block Out Cellular Blind, Cellular Blind, Blind</p>
---	---