



**TAGARP Floor Uplighter  
Reading Lamp**



# **IKEA TAGARP Floor Uplighter Reading Lamp Instructions**

[Home](#) » [Ikea](#) » **IKEA TAGARP Floor Uplighter Reading Lamp Instructions** 

## **Contents**

- [1 IKEA TAGARP Floor Uplighter Reading Lamp](#)
- [2 Specifications](#)
- [3 Product Usage Instructions](#)
- [4 Installation Steps](#)
- [5 INSTALLATION](#)
- [6 Frequently Asked Questions](#)
- [7 Documents / Resources](#)
  - [7.1 References](#)
- [8 Related Posts](#)



**IKEA TAGARP Floor Uplighter Reading Lamp**



## Specifications

- **Model Number:** AA-2198102-3
- **Manufacturer:** IKEA
- **Power Source:** Electric
- **Usage:** Lighting
- **Material:** Flexible cable and cord

## Product Usage Instructions

### Important Safety Information

If the external flexible cable or cord of this luminaire is damaged, it should only be replaced by the manufacturer, their service agent, or a qualified person to prevent any hazards. Contact IKEA if you are unsure.

## Installation Steps

1. Ensure the power source is switched off before handling the luminaire.
2. Inspect the external flexible cable and cord for any damage before installation.

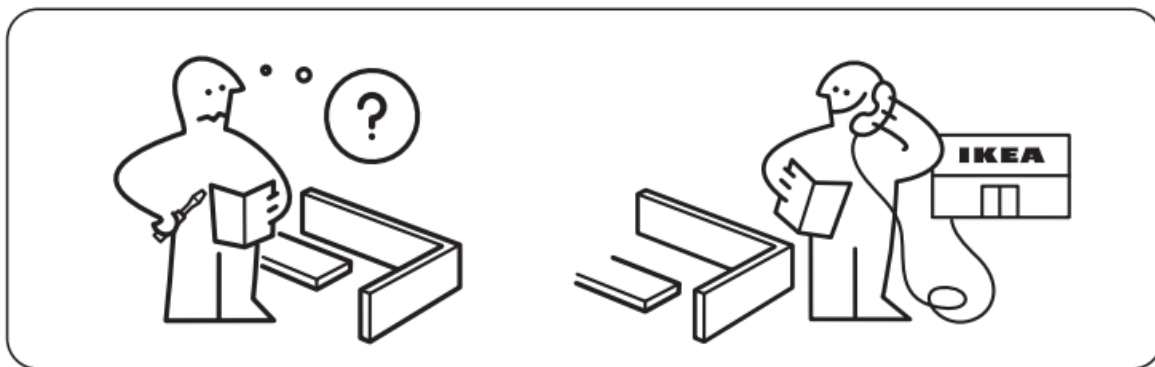
3. If any damage is detected, contact the manufacturer or authorized service agent for replacement.
4. Install the luminaire following the provided instructions carefully.
5. Once installed, test the luminaire to ensure proper functionality.

### **Maintenance and Care**

Regularly check the external cable and cord for any signs of wear or damage. Replace if necessary to avoid any safety risks.

If the external flexible cable or cord of this luminaire is damaged, it shall be exclusively replaced by the manufacturer or his service agent or a similar qualified person in order to avoid a hazard. If you are uncertain, please contact IKEA

### **INFO**



### **INSTALLATION**

**1**



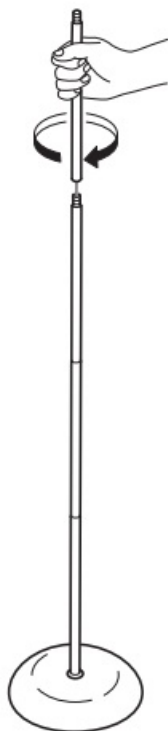
**2**



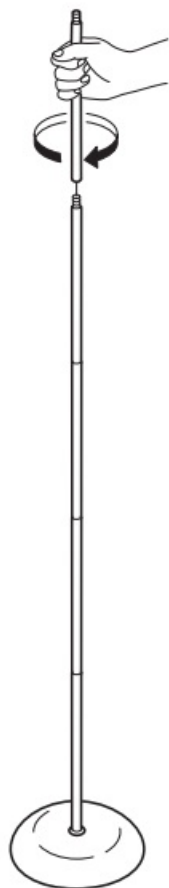
**3**



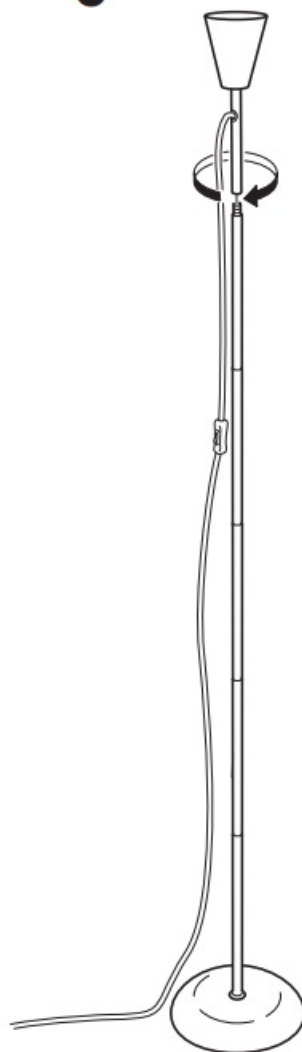
**4**



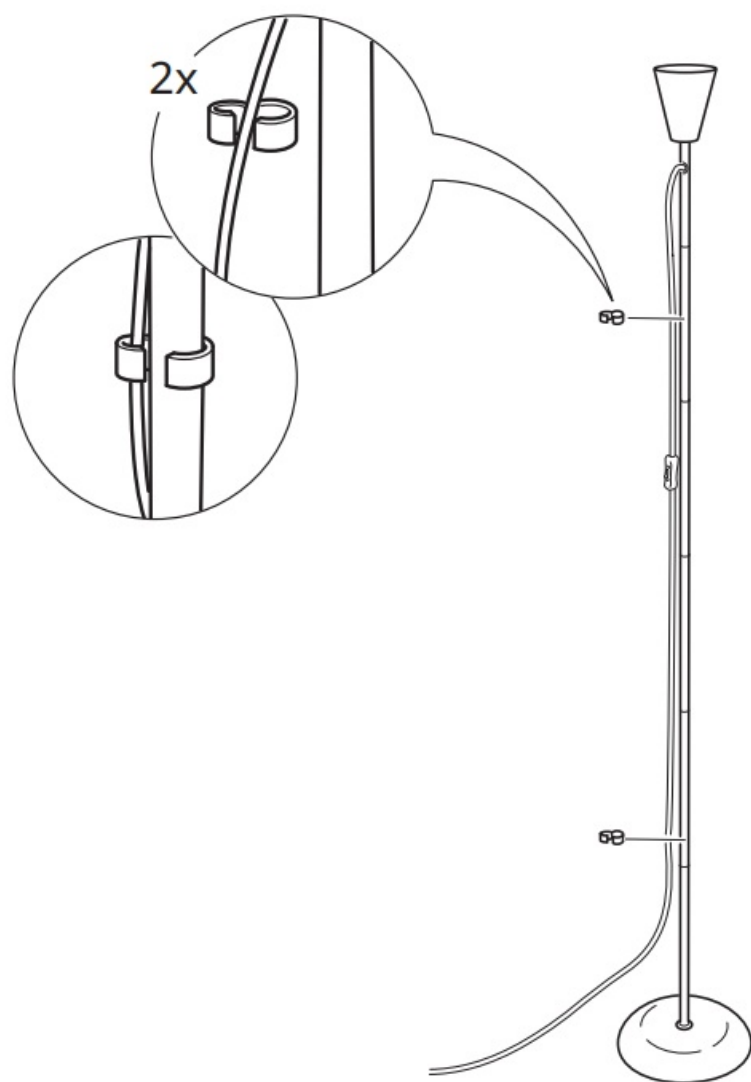
5



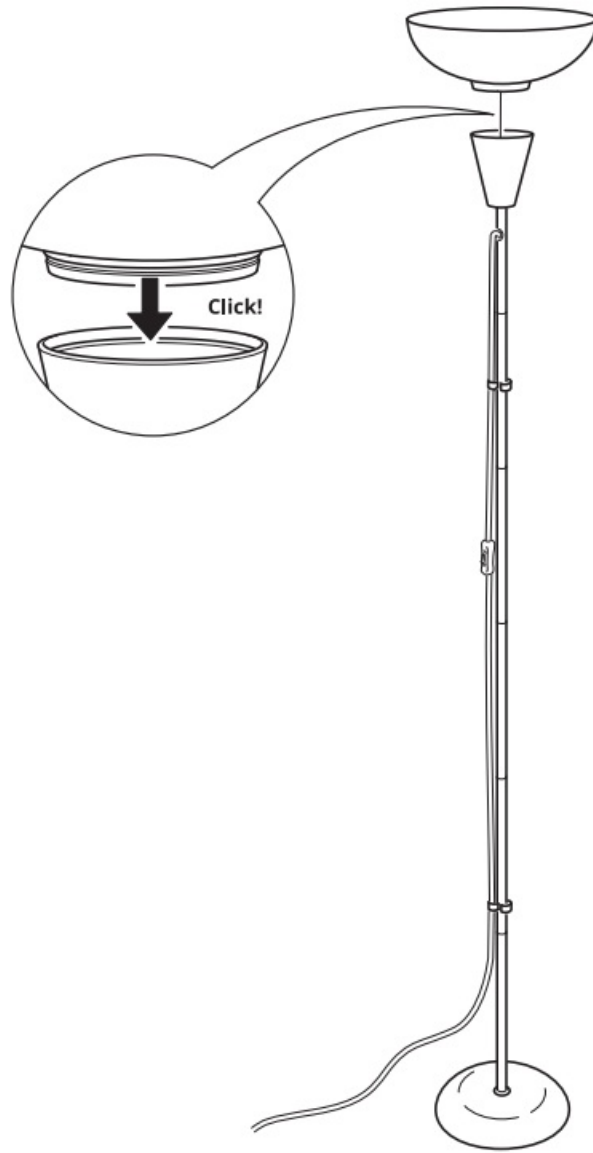
6



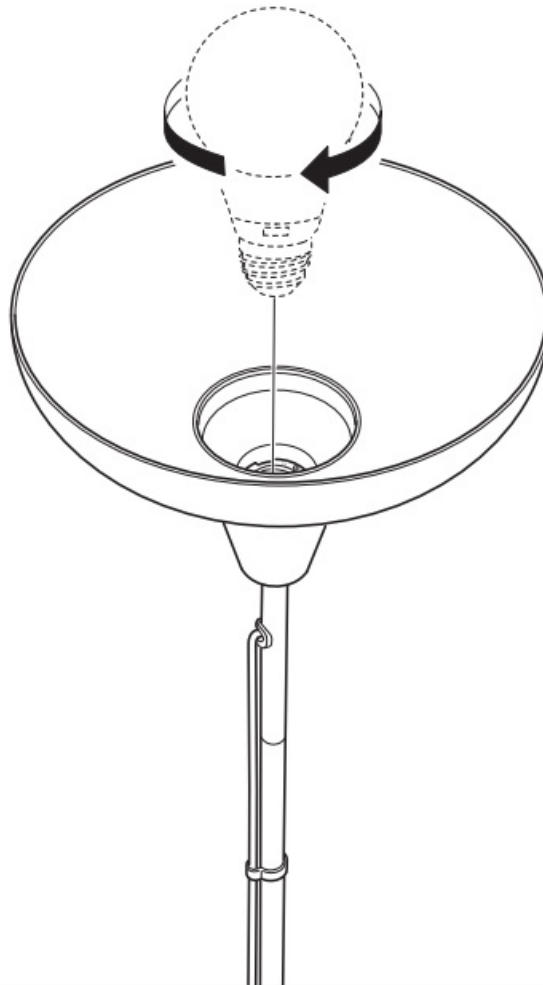
7



8



9



## Frequently Asked Questions

- **Q: What should I do if the external cable is damaged?**
  - A: In case of any damage to the external cable, contact the manufacturer, their service agent, or a qualified person for replacement to prevent any risks.
- **Q: How can I contact IKEA for assistance?**
  - A: You can reach out to IKEA through their customer service hotline or visit your nearest IKEA store for guidance and support.

## Documents / Resources

TÅGARP



[IKEA TÅGARP Floor Uplighter Reading Lamp](#) [pdf] Instructions

TÅGARP Floor Uplighter Reading Lamp, TÅGARP, Floor Uplighter Reading Lamp, Uplighter Reading Lamp, Reading Lamp, Lamp



## References

- [User Manual](#)

[Manuals+](#), [Privacy Policy](#)

This website is an independent publication and is neither affiliated with nor endorsed by any of the trademark owners. The "Bluetooth®" word mark and logos are registered trademarks owned by Bluetooth SIG, Inc. The "Wi-Fi®" word mark and logos are registered trademarks owned by the Wi-Fi Alliance. Any use of these marks on this website does not imply any affiliation with or endorsement.