



IKEA SYMFONISK WiFi Speaker Lamp Instructions

[Home](#) » [Ikea](#) » IKEA SYMFONISK WiFi Speaker Lamp Instructions 

Contents

- [1 IKEA SYMFONISK WiFi Speaker Lamp](#)
- [2 Product Usage Instructions](#)
- [3 Assembling and turning your speaker on](#)
- [4 Speaker functions](#)
- [5 Additional information](#)
- [6 Care instructions](#)
- [7 Documents / Resources](#)
 - [7.1 References](#)



IKEA SYMFONISK WiFi Speaker Lamp

**Product Information:**

The SYMFONISK speaker is a versatile audio device that combines high-quality sound with smart functionality. It can be easily integrated into your existing Sonos system or used as a standalone speaker. The speaker is equipped with various features, including play/pause controls, volume adjustment, and a status light to indicate its current status. It also has a built-in light that can be turned on or off independently from the speaker's audio functionality.

The speaker operates on an AC power supply with a voltage range of 100-240V and a frequency of 50/60Hz. It has an Ethernet port for wired connectivity.

For more detailed instructions and support, you can visit the IKEA website (www.ikea.com) and select your country to access customer service and product support. Alternatively, you can visit the Sonos website (www.sonos.com) for additional instructions and support.

Product Usage Instructions**1. Assembling and turning your speaker on:**

- Plug in your SYMFONISK speaker.
- Go to the Apple App Store (for iOS devices) or Google Play Store (for Android devices) and search for Sonos.
- Install and open the Sonos app.
- Follow the instructions in the app to set up your SYMFONISK speaker.
- If you already have a Sonos system, open the Sonos app and plug in your SYMFONISK speaker.
- In the app, select Settings (gear icon) > System > Add Product.

- Follow the instructions in the app to set up your SYMFONISK speaker.

2. Speaker functions:

- Play/Pause: Press once to start or stop the music, twice to skip to the next track, and three times to jump back one song.

Press and hold to add the music playing in another room.

- Status light: Indicates the current status of the speaker.
- Volume up: Increases the volume.
- Volume down: Decreases the volume.
- Light On/Off: Turning the light off does not turn off the speaker and audio.

3. Care instructions:

- To clean the speaker, wipe it with a soft moistened cloth.
- Use another soft, dry cloth to wipe it dry.

4. Deactivating or activating the wireless port:

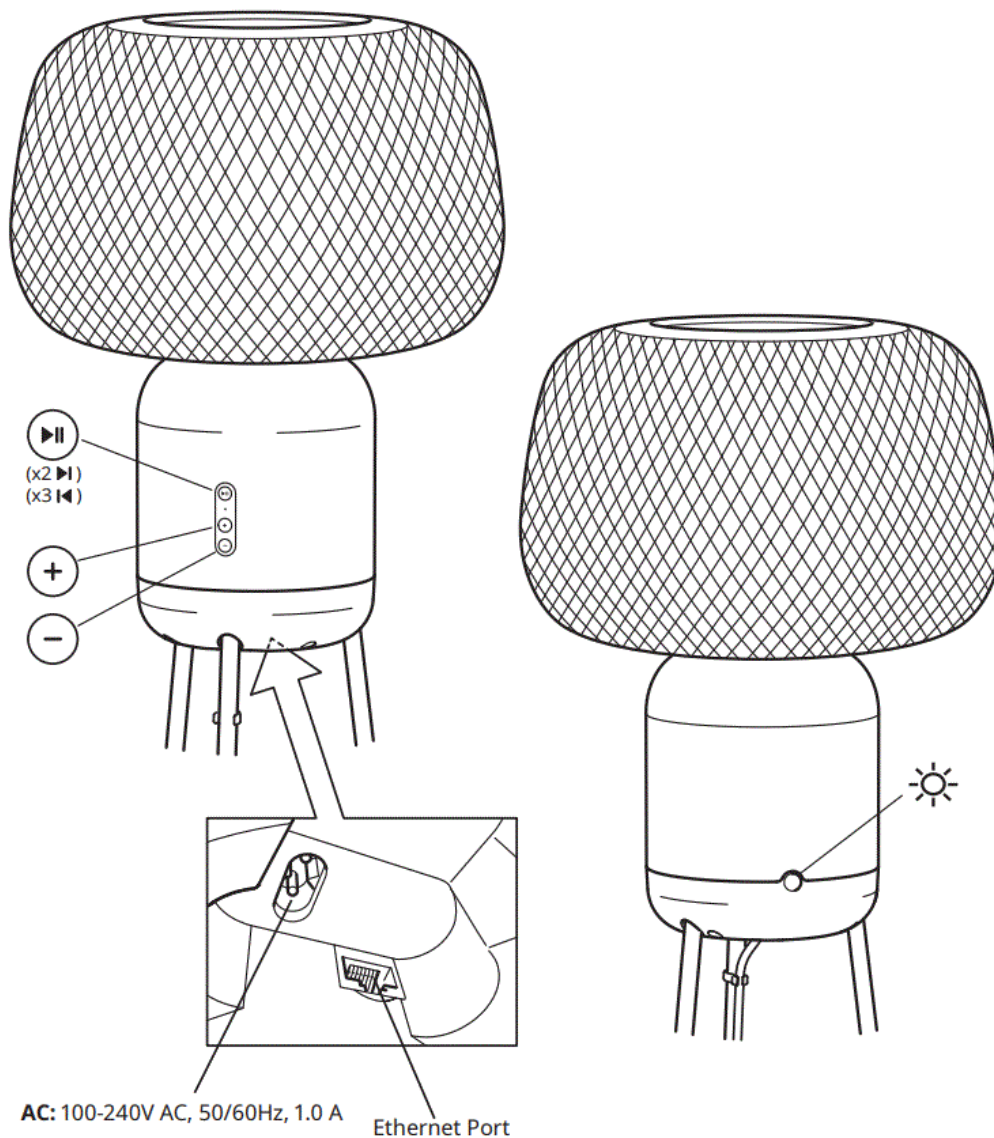
- In the Sonos app, go to Settings > System > select room > select product name.
- Select Disable/Enable Wi-Fi to deactivate or activate the wireless port.

Note: The product should be disposed of separately from household waste. Please follow local environmental regulations for recycling and waste disposal. For more information, contact your IKEA store.

Assembling and turning your speaker on

Plug in your SYMFONISK speaker. Go to the Apple App Store (iOS devices) or Google Play Store (Android devices) and search for Sonos.





Install and open the Sonos app. Follow the instructions to set up your SYMFONISK speaker.

If you already have a Sonos system:

Open the Sonos app and plug in your SYMFONISK speaker. In the app, select Settings (gear icon) > System > Add Product.

Follow the instructions to set up your SYMFONISK speaker.

Speaker functions



Play/Pause. Press once to start or stop the music; twice to skip to the next track; three times to jump back one song. Press and hold to add the music playing in another room.

Status light. It indicates the current status of the speaker.



Volume up.



Volume down.



Light On/Off. Turning the light off does not turn off the speaker and audio.

Additional information

More instructions, for example on how to get started, can be found at www.ikea.com

- Select country.
- Go to Customer service > Product support.

You can also visit www.sonos.com > Support for instructions and support.


Care instructions

To clean the speaker, wipe with a soft moistened cloth. Use another soft, dry cloth to wipe dry.

RF EXPOSURE INFORMATION

According to RF exposure regulations, under normal operations the end user shall refrain from being closer than 20 cm from the device.

The crossed-out wheeled bin symbol indicates that the item should be disposed of separately from household waste. The item should be handed in for recycling in accordance with local environmental regulations for waste disposal. By separating a marked item from household waste, you will help reduce the volume of waste sent to incinerators or land-fill and minimize any potential negative impact on human health and the environment. For more information, please contact your IKEA store.

 For indoor use on, in the following countries:	CE				
	BE	SK	PT	NL	LU
	DE	BG	FI	RO	AT
	ES	EE	CZ	SE	SI
	CY	FR	IE	DK	UK(NI)
	HU	LV	HR	EL	TR
	PL	MT	LT	IT	
	NO	CH	IS	LI	

 For indoor use on, in the following countries:	<div>UK CA</div>	<div>UK</div>
--	----------------------	---------------

Model name:	SYMFONISK FL
Type number:	E2136
Operating temperatures:	0°C to 40°C
LED bulb:	E26/E27, Max 15W
Input:	100-240VAC, 50/60Hz, 1.0A
Operating Frequency and Radio output power:	
2402-2480 MHz – 3.45 dBm EIRP	
2412-2472 MHz – 19.96 dBm EIRP	
5150-5350 MHz – 20.16 dBm EIRP	
5500-5700 MHz – 16.81 dBm EIRP	

Deactivating or activating the wireless port:

In the Sonos app, go to: Settings > System > select room > select product name > Select Disable/Enable Wi-Fi.

Network Mode	Network Standby*
	Power Consumption
Wired	<3 W
Wireless**	<3 W
*) Power consumption in “standby” is when audio playback is inactive. SYMFONISK is a device with HiNA function.	
**) Wireless connectivity is automatically selected to optimize your Sonos / IKEA system. Whether in SonosNet (mesh) or wireless (group coordinator) mode, the power consumption is the same.	

For indoor use only

EMC compliance is met using shielded Ethernet/CAT-5 cable.

Manufacturer: IKEA of Sweden AB

Address: Box 702, SE-343 81 Älmhult, SWEDEN

Save these instructions for future use.

IMPORTANT & WARNING!

- Too high volume can damage your hearing.
- The speaker is for indoor use only and can be used in temperatures ranging from 0 °C to 40 °C.
- Do not subject the speaker to wet, moist or excessively dusty environments, as this may cause damage.
- The product contains small parts that may be hazardous to small children.
- The product may present a tipping hazard (e.g. if placed on an uneven surface).
- The product contains a long cord which could present an entanglement hazard.
- Only use the product if it is properly assembled.
- Never use abrasive cleaners or chemical solvents as this can damage the product.
- Different building materials and placement of the units can affect the wireless connectivity range.
- Never install the product in a confined space.


Always leave a space around the product for ventilation.

- The product shall not be exposed to excessive heat such as sunshine, heat sources, and fire or similar.
- No open flame sources, such as lit candles, should be placed on the apparatus.
- Do not attempt to repair this product yourself, as opening or removing screwed covers may expose you to the risk of electric shock.
- Do not use an excessively worn or defective power supply cord or cable when operating the product.
- Do not put any objects or fingers into the lamp socket.
- Do not use light sources with a power rating above 15W.






AGREE PAR L'ANRT MAROC

Numero d'agrément: MR 00037995 ANRT 2023

Documents / Resources

<div>SYMFONISK</div> <div></div>	<div>IKEA SYMFONISK WiFi Speaker Lamp [pdf] Instructions</div> <div>505.282.78, SYMFONISK WiFi Speaker Lamp, WiFi Speaker Lamp, Speaker Lamp, Lamp</div>
---	--

References

-  [Hej! Welcome to IKEA Global](#)
-  [Sonos: Introducing Move 2 - Our Most Powerful Portable Speaker](#)
-  [Sortere - gjør det lettere å kaste mindre og sortere mer](#)
-  [Hej! Welcome to IKEA Global](#)
-  [Sonos: Introducing Move 2 - Our Most Powerful Portable Speaker](#)