

**IKEA SYMFONISK Speaker Lamp Light Base Wi-Fi Black Smart**



# IKEA SYMFONISK Speaker Lamp Light Base Wi-Fi Black Smart Instruction Manual

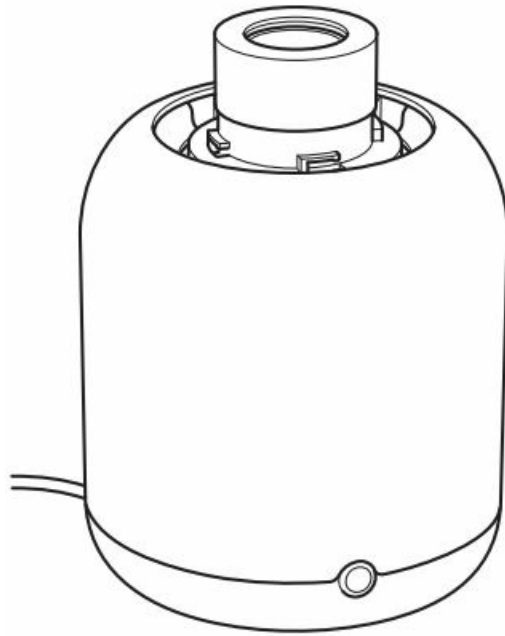
[Home](#) » [Ikea](#) » **IKEA SYMFONISK Speaker Lamp Light Base Wi-Fi Black Smart Instruction Manual** 

## Contents

- [1 IKEA SYMFONISK Speaker Lamp Light Base Wi-Fi Black Smart](#)
- [2 Specifications](#)
- [3 Product Usage Instructions](#)
- [4 FAQ](#)
- [5 INSTRUCTIONS](#)
- [6 INSTALLATION](#)
- [7 GOOGLE APP PLAY](#)
- [8 HOW TO START](#)
- [9 VOLUME INSTRUCTION](#)
- [10 Documents / Resources](#)
  - [10.1 References](#)



**IKEA SYMFONISK Speaker Lamp Light Base Wi-Fi Black Smart**



## Specifications

- Model: SYMFONISK
- Manufacturer: IKEA
- Power Source: Electric
- Compatibility: Universal
- Warranty: 1 year
- Product Code: AA-2275134-5

## Product Usage Instructions

### Safety Precautions

Before using the SYMFONISK, please read and follow these safety precautions:

- If the external flexible cable or cord of this luminaire is damaged, it shall be exclusively replaced by the manufacturer or his service agent or a similar qualified person in order to avoid a hazard.
- If you are uncertain about any aspect of the product, please contact IKEA for assistance.

### Installation

Follow these steps to install the SYMFONISK:

1. Choose a suitable location for the SYMFONISK.
2. Connect the power cord to a compatible power outlet.
3. Ensure that the SYMFONISK is securely placed and stable.

### Operation

To use the SYMFONISK, follow these instructions:

1. Power on the SYMFONISK by pressing the power button.
2. Connect your audio device to the SYMFONISK using the provided cables or via a wireless connection.

3. Use the control buttons on the SYMFONISK to adjust volume, playback, and other settings.

## **Maintenance**

To keep your SYMFONISK in optimal condition, follow these maintenance guidelines:

- Regularly clean the exterior surfaces of the SYMFONISK using a soft, dry cloth.
- Avoid using harsh chemicals or abrasive materials that may damage the product.

## **FAQ**

### **Q1: Can I use the SYMFONISK with Bluetooth devices?**

A1: Yes, the SYMFONISK can be connected to Bluetooth-enabled devices for wireless audio playback.

### **Q2: Can I mount the SYMFONISK on the wall?**

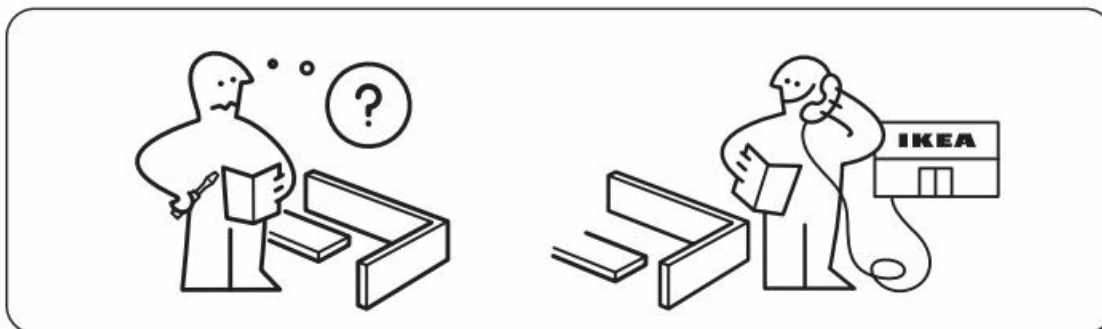
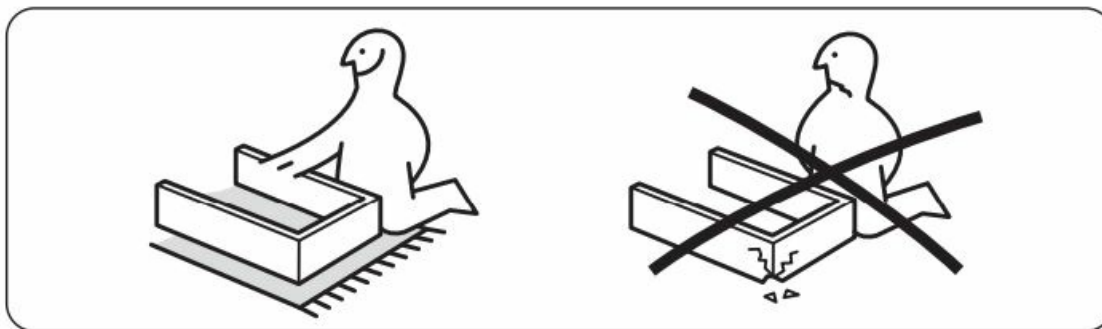
A2: Yes, the SYMFONISK is designed to be wall-mountable. Please refer to the installation guide for detailed instructions.

### **Q3: Is the SYMFONISK compatible with voice assistants?**

A3: Yes, the SYMFONISK can be integrated with popular voice assistants such as Amazon Alexa and Google Assistant.

If the external flexible cable or cord of this luminaire is damaged, it shall be exclusively replaced by the manufacturer or his service agent or a similar qualified person in order to avoid a hazard. If you are uncertain, please contact IKEA.

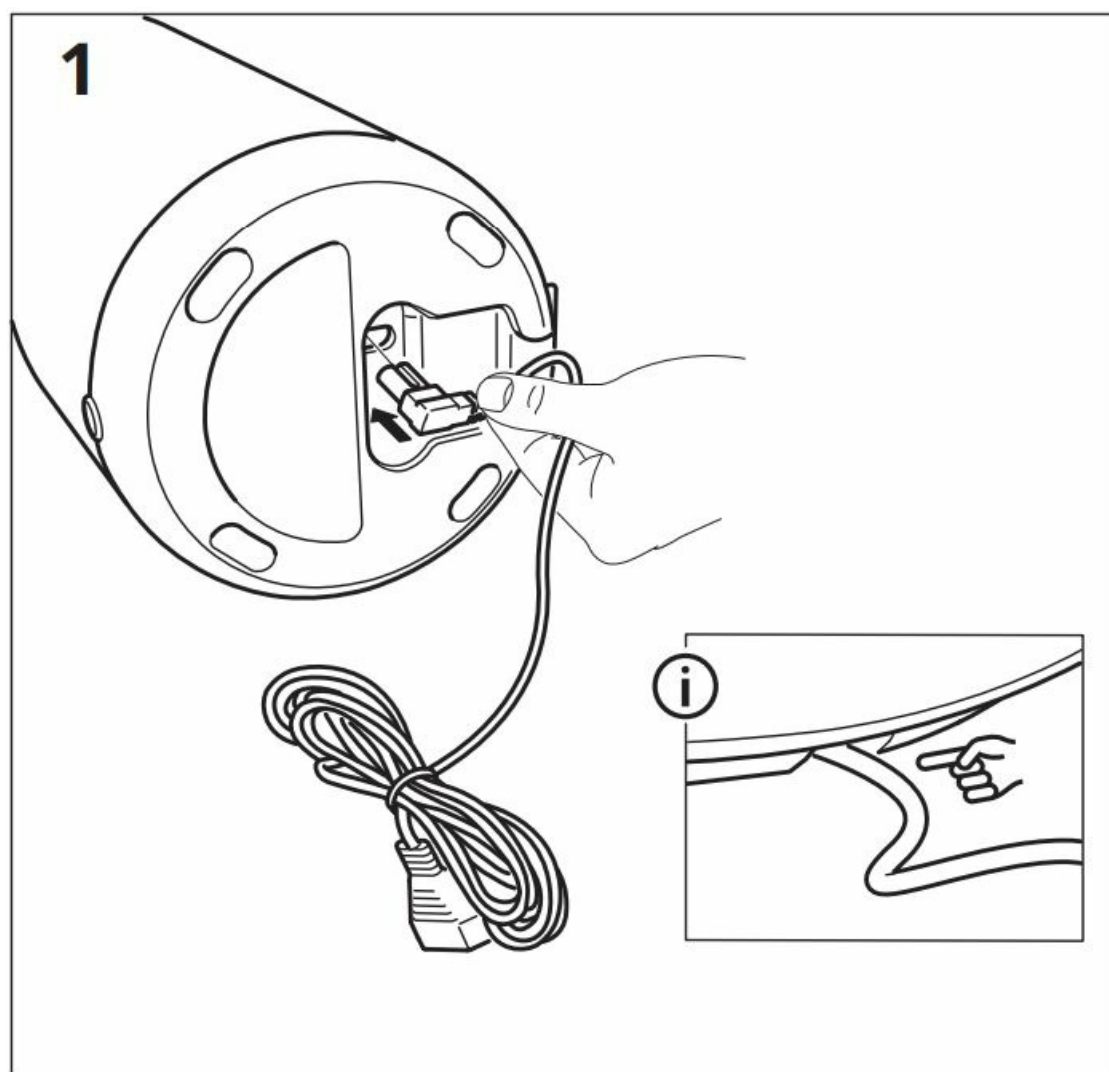
## **INSTRUCTIONS**



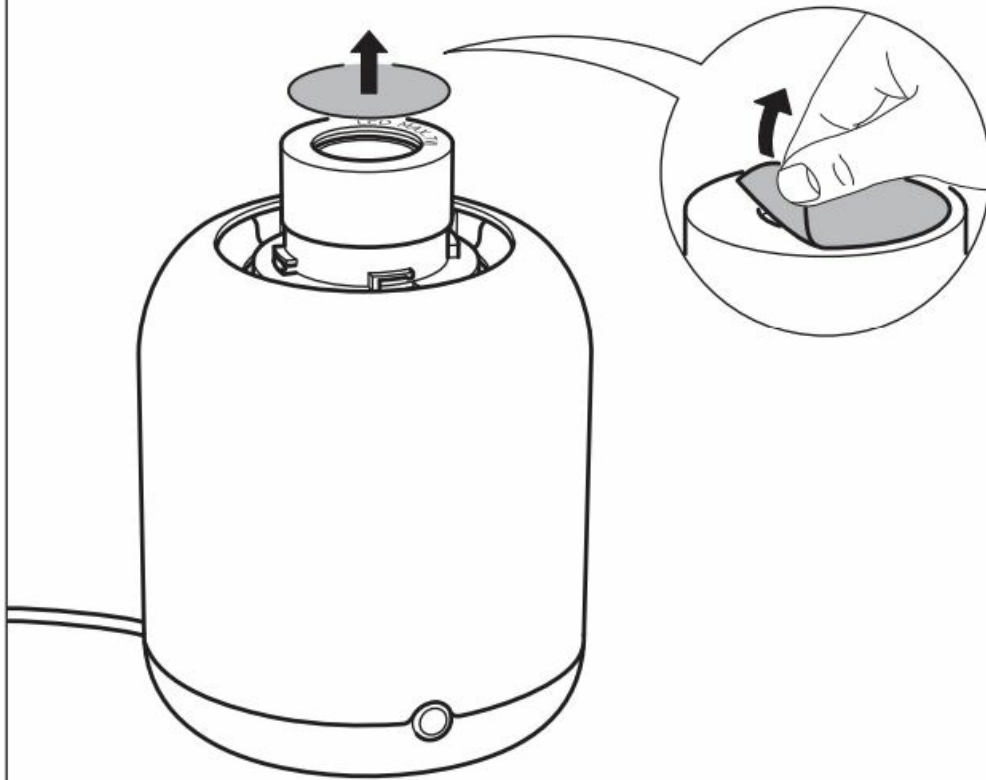
1x

10083399	10083401
10097597	10083402
10101144	10097598
10058583	10101148
10058577	10058579
10083398	10058589
10084044	10084045
10096805	10096804
10058575	10058576
10058574	10058580

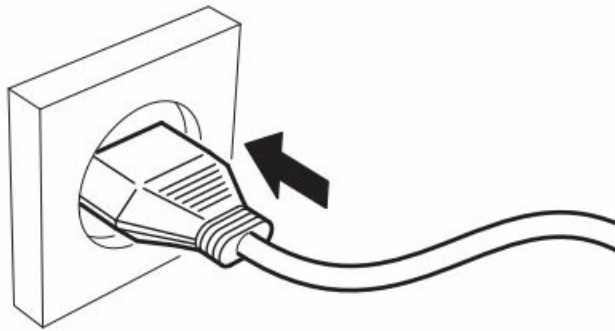
## INSTALLATION



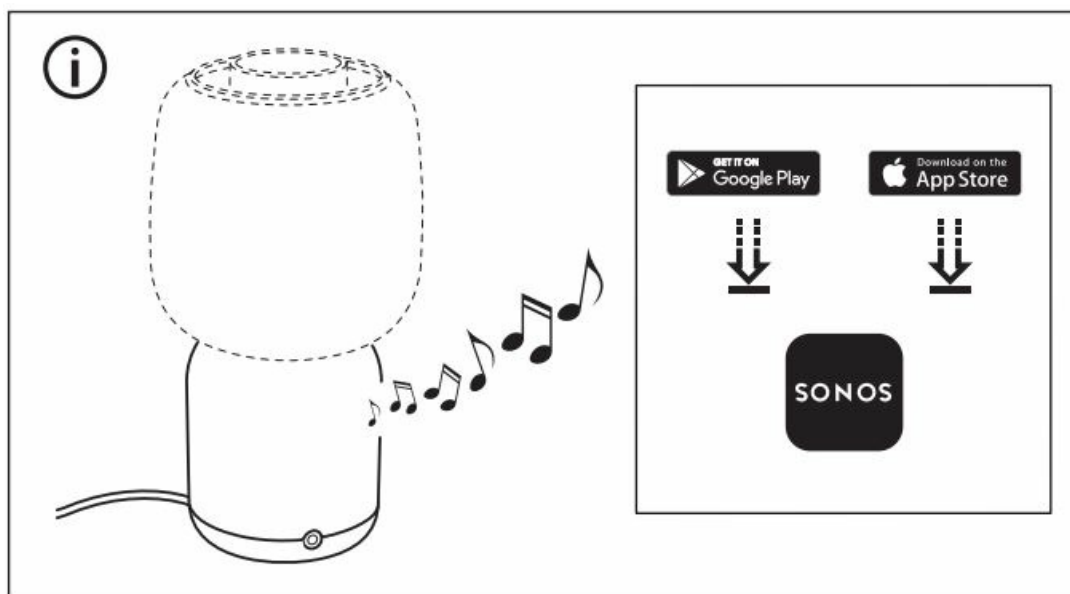
**2**



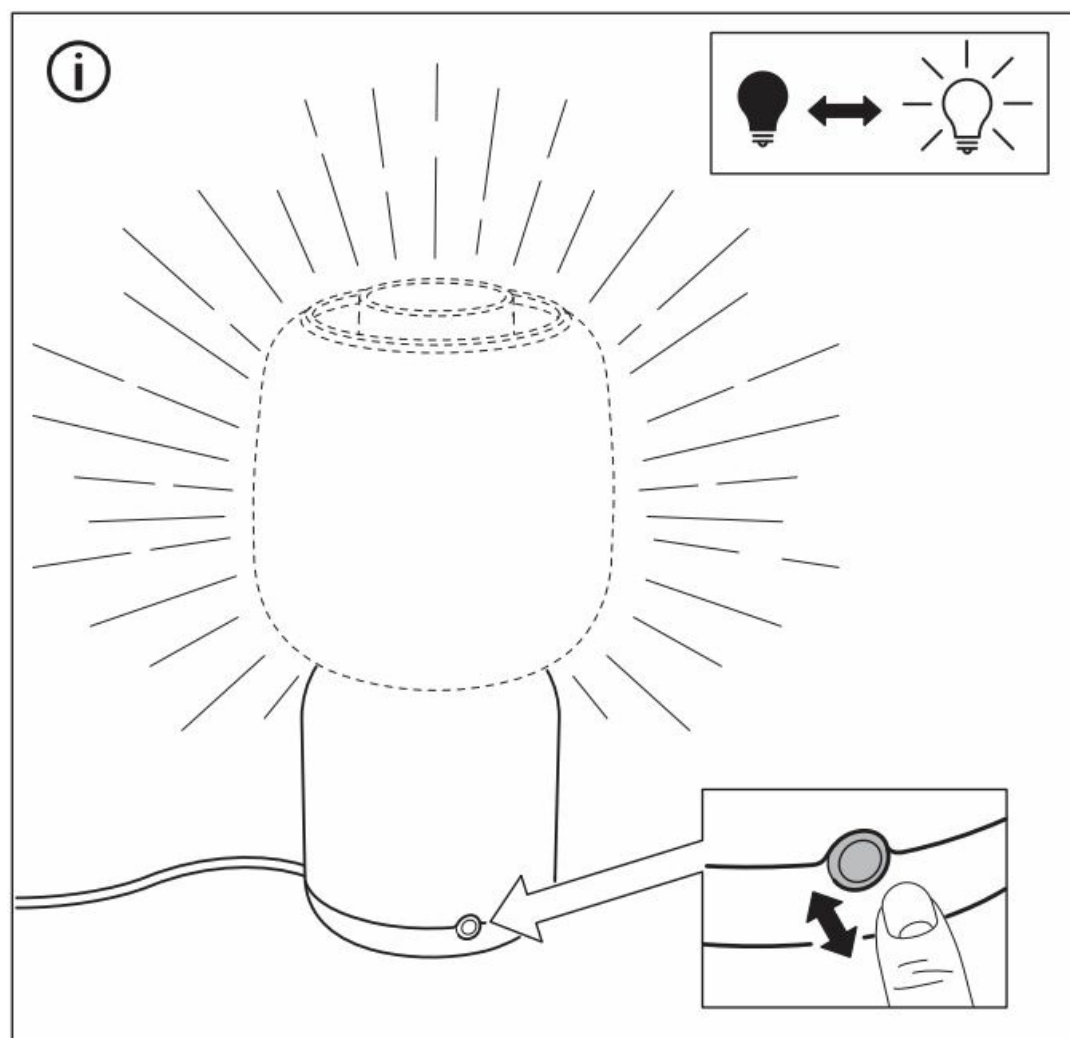
**3**



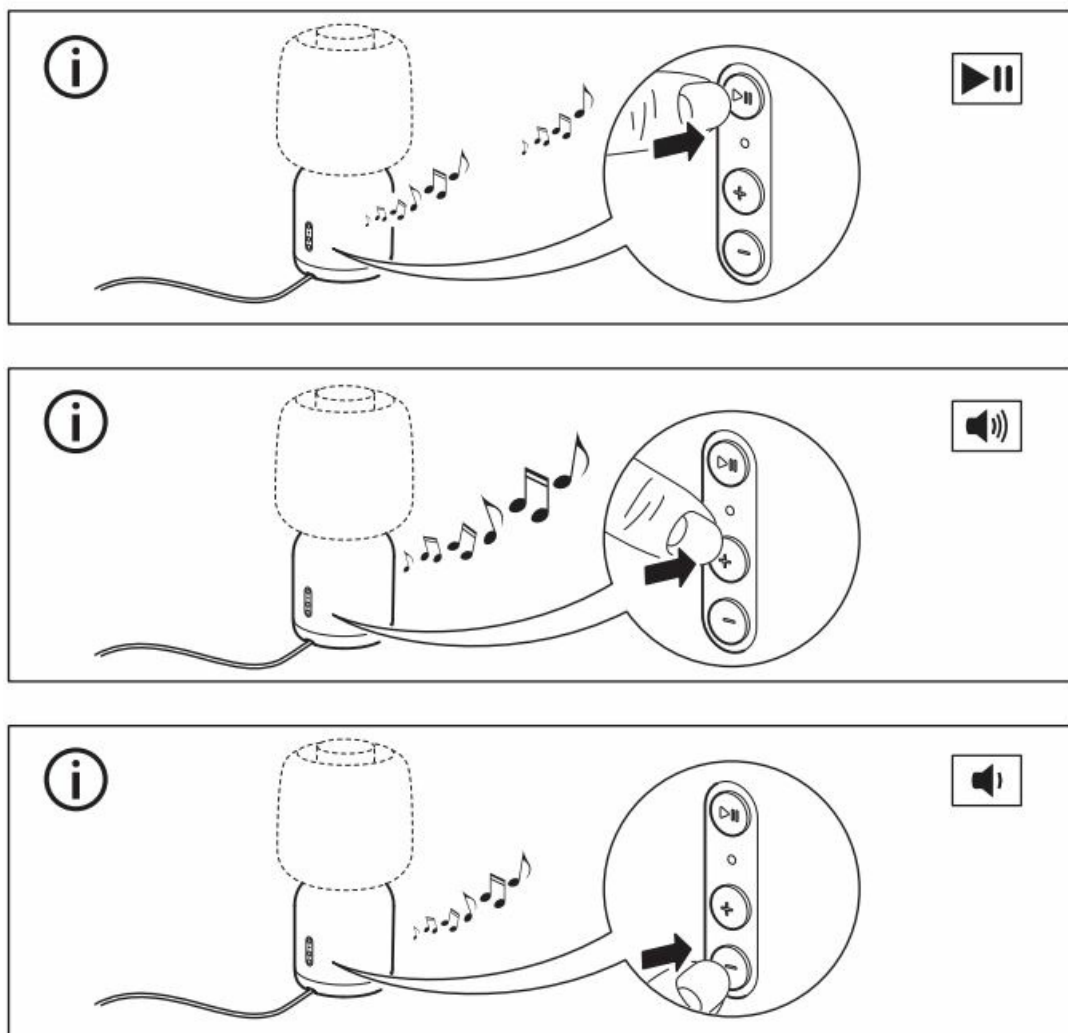
GOOGLE APP PLAY



## HOW TO START



## VOLUME INSTRUCTION



## Documents / Resources

<p><b>SYMFONISK</b></p> 	<p><a href="#">IKEA SYMFONISK Speaker Lamp Light Base Wi-Fi Black Smart</a> [pdf] Instruction Manual SYMFONISK Speaker Lamp Light Base Wi-Fi Black Smart, SYMFONISK, Speaker Lamp Light Base Wi-Fi Black Smart, Light Base Wi-Fi Black Smart, Wi-Fi Black Smart, Black Smart</p>
-------------------------------------------------------------------------------------------------------------	--------------------------------------------------------------------------------------------------------------------------------------------------------------------------------------------------------------------------------------------------------------------------------------

## References

- [User Manual](#)

[Manuals+.](#) [Privacy Policy](#)

This website is an independent publication and is neither affiliated with nor endorsed by any of the trademark owners. The "Bluetooth®" word mark and logos are registered trademarks owned by Bluetooth SIG, Inc. The "Wi-Fi®" word mark and logos are registered trademarks owned by the Wi-Fi Alliance. Any use of these marks on this website does not imply any affiliation with or endorsement.