

IKEA SYMFONISK Speaker Lamp Base Instruction Manual

[Home](#) » [Ikea](#) » [IKEA SYMFONISK Speaker Lamp Base Instruction Manual](#) 

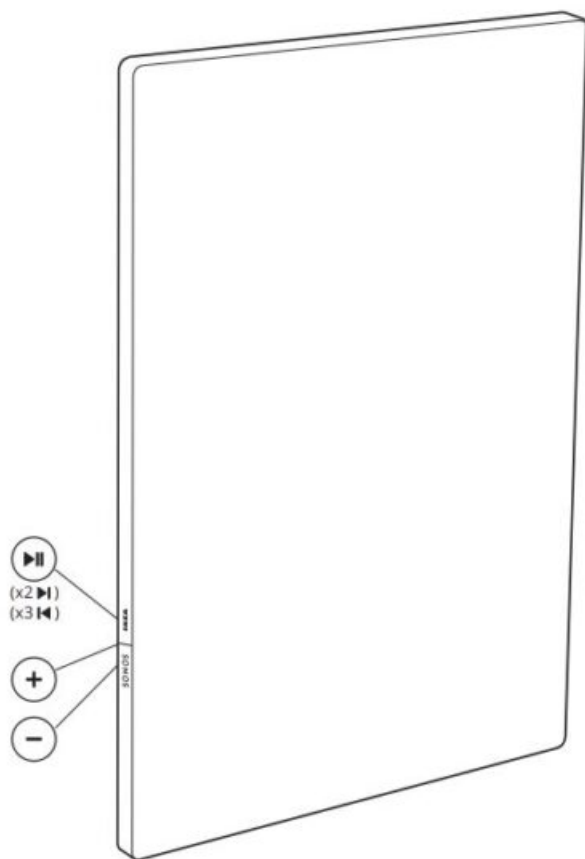
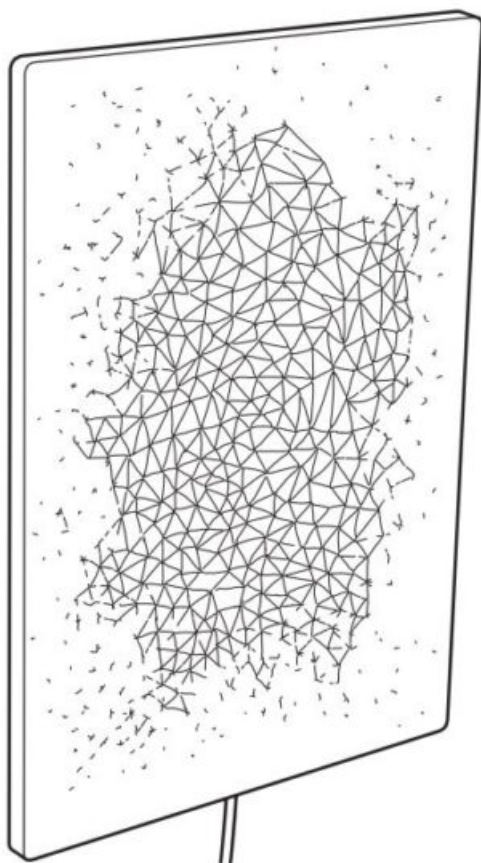


Design and Quality
IKEA of Sweden

Contents

- [1 IKEA SYMFONISK Speaker Lamp Base Instruction Manual](#)
- [2 SPEAKER FUNCTIONS](#)
- [3 Additional information:](#)
- [4 CARE INSTRUCTIONS](#)
- [5 IMPORTANT & WARNING!](#)
- [6 Documents / Resources](#)
 - [6.1 References](#)
- [7 Related Posts](#)

IKEA SYMFONISK Speaker Lamp Base Instruction Manual



Plug in your SYMFONISK speaker. Go to the Apple App Store (iOS devices) or Google Play Store (Android devices) and search for Sonos.



Install and open the Sonos S2 app.
Follow the instructions to set up
your SYMFONISK speaker.

If you already have a Sonos system: Open the Sonos app and plug in your SYMFONISK speaker. In the app, select Settings (gear icon) > System > Add Product. Follow the instructions to set up your SYMFONISK speaker.

SPEAKER FUNCTIONS



Play/Pause. Press once to start or stop the music; twice to skip to the next track; three times to jump back one song. Press and hold to add the music playing in another room.

Status Light. Indicates current status of the speaker.
See full instruction manual for more information



Volume Up



Volume down

Additional information:

The full instruction manual and support material can be found at <http://www.ikea.com>.

— Choose the country you are in. Search your product in the search field. Go to Assembly Instructions and Manuals.

CARE INSTRUCTIONS

To clean the speaker, wipe with a soft moistened cloth Use another soft, dry cloth to wipe dry.

Model name:	SYMFONISK
Type number:	E1913
Operating temperatures:	0°C to 40°C
Network Standby Consumption:	< 2.06 W(HiNA)

For indoor use only

Manufacturer: IKEA of Sweden AB

Address: Box 702, SE-343 81 Älmhult, SWEDEN

Save these instructions for future use.

IMPORTANT & WARNING!

- The speaker is for indoor use only and can be used in temperatures ranging from 0°C to 40 °C.
- Do not subject the speaker to wet, moist or excessively dusty environments, as this may cause damage.
- Never use abrasive cleaners or chemical solvents as this can damage the product.
- Different building materials and placement of the units can affect the wireless connectivity range.
- Never install the product in a confined space. Always leave a space around the product for ventilation.
- Product shall not be exposed to excessive heat such as sunshine, heat sources, and fire or similar.
- No open flame sources, such as candle lights should be placed on the apparatus
- Do not attempt to repair this product yourself, as opening or removing screwed covers may expose you to the risk of electric shock.

RF EXPOSURE INFORMATION



According to RF exposure regulations, under normal operations the end user shall refrain from being closer than 20 cm from the device.






The crossed-out wheeled bin symbol indicates that the item should be disposed of separately from household waste. The item should be handed in for recycling in accordance with local environmental regulations for waste disposal. By separating a marked item from household waste, you will help reduce the volume of waste sent to incinerators or land-fill and minimize any potential negative impact on human health and the environment. For more information, please contact your IKEA store.

Read More About This Manual & Download PDF:

Documents / Resources

<div><div><div>SYMFONISK</div><div></div><div></div></div></div>	<div><div>IKEA SYMFONISK Speaker Lamp Base [pdf] Instruction Manual</div><div>SYMFONISK, Speaker Lamp Base, SYMFONISK Speaker Lamp Base, Lamp Base</div></div>
------------------------------------------------------------------------------------------------------------------------------------------------------------------------------------------------------------------------------------	--------------------------------------------------------------------------------------------------------------------------------------------------------------------------------

References

-  [Hej! Welcome to IKEA Global](#)
-  [Fresh home furnishing ideas and affordable furniture](#)
-  [Hej! Welcome to IKEA Global](#)